

WASHBURN

2000 Football Media Guide



DATE	OPPONENT	PLACE	TIME
Sept. 2	UNIVERSITY OF WISCONSIN-LA CROSSE	TOPEKA	6 p.m.
Sept. 9	at Lincoln University	Jefferson City, Mo.	2 p.m.
Sept. 16	*at Missouri Southern State College	Joplin, Mo.	7 p.m.
Sept. 23	*MISSOURI WESTERN STATE COLLEGE	TOPEKA	6 p.m.
Sept. 30	*at Central Missouri State University	Warrensburg, Mo.	2 p.m.
Oct. 7	*at University of Missouri-Rolla	Rolla, Mo.	1 p.m.
Oct. 14	*SOUTHWEST BAPTIST UNIVERSITY <i>Homecoming • Washburn Hall of Fame</i>	TOPEKA	2 p.m.
Oct. 21	*at Pittsburg State University	Pittsburg, Kan.	2 p.m.
Oct. 28	*NORTHWEST MISSOURI STATE UNIVERSITY <i>Parents Day/Family Day</i>	TOPEKA	1 p.m.
Nov. 4	*at Truman State	Kirkville, Mo.	1 p.m.
Nov. 11	*EMPORIA STATE UNIVERSITY <i>Senior Day</i>	TOPEKA	1 p.m.

HOME GAMES (BOLD FACE, CAPS) PLAYED AT MOORE BOWL (7,200)

***MID-AMERICA INTERCOLLEGIATE ATHLETICS ASSOCIATION GAME**



Washburn Teams Excel On And Off the Courts and Fields During the 1999-2000 School Year

FOOTBALL • 6-5 / 4-5 MIAA (6th)

Team Achievements: First winning season (6-5) since 1988.

- Burger King Scholar Athlete Award: Aaron Doonan
- GTE/CoSIDA Academic All-American 2nd Team: Aaron Doonan
- GTE/CoSIDA Academic All-District 1st Team: Aaron Doonan
- Daktronics All-Region Second Team: Kevin Wheeler
- All-MIAA Second Team: Aaron Doonan, Marc Nardell, Corey Phipps
- All-MIAA Honorable Mention: Jared Barge, Barry Galbraith, Brandon Rainer, Casey Rhinehart, Kevin Wheeler
- All-MIAA Academic Commissioner's List: Joe Banks, Joe Camp, Aaron Doonan, Casey Mulcahy, Buck Reuter
- Academic All-MIAA Team: Aaron Doonan
- MIAA Coach of the Year: Tony DeMeo
- Budweiser Offensive MVP: Barry Galbraith
- Budweiser Defensive MVP: Aaron Doonan

• **Team Cumulative GPA: 2.70**

> **Team over a 3.0 GPA: 30 >over 3.5 GPA: 15 >4.0 GPA: 4**

VOLLEYBALL • 9-25 / 5-11 MIAA (7th)

- All-MIAA 2nd Team: Jill Gassen
- All-MIAA Honorable Mention: Becky Hanish
- MIAA Academic Commissioner's List: Katie Bowe, Jennifer Domzalski, Jill Gassen, Becky Hanish, Becci Haylicek
- Academic All-MIAA Team: Jill Gassen
- Mercantile Bank MVP: Jill Gassen

• **Team Cumulative GPA: 3.29**

> **Team over a 3.0 GPA: 12 >over 3.5 GPA: 6 >4.0 GPA: 1**

MEN'S BASKETBALL • 23-7 / 14-4 MIAA (2nd)

- NCAA South Central Region Championship Berth
- Ranked as high as No. 21 in the NCAA Division II poll
- Head Coach Bob Chipman's 17th 20-win season
- Ewan Auguste eclipses 1,000 career point mark
- 2nd Team All-America (NABC and Division II Bulletin) Ewan Auguste
- 1st Team All-South Central Region: Ewan Auguste
- MIAA Academic Commissioner's List: Shannon Kruger, Ewan Auguste
- MIAA MVP and MIAA First Team: Ewan Auguste
- All-MIAA Honorable Mention: David Byers, Shannon Kruger, Ryan Murphy
- Bauersfeld MVP: Ewan Auguste

• **Team Cumulative GPA: 2.69**

> **Team over a 3.0 GPA: 2 >over 3.5 GPA: 1 >4.0 GPA: 0**

WOMEN'S BASKETBALL • 12-18 / 6-12 MIAA (7th)

- All-MIAA 2nd Team: Jennifer Butcher
- All-MIAA Honorable Mention: Kristen Crosby, Jodi Rausch
- All-MIAA Academic Commissioner's List: Kelly Antholtz, Jennifer Butcher, Lisa Hoelting, Jodi Rausch
- Academic All-MIAA Team: Jennifer Butcher
- Security Benefit MVP: Jennifer Butcher

• **Team Cumulative GPA: 3.07**

> **Team over a 3.0 GPA: 6 >over 3.5 GPA: 6 >4.0 GPA: 1**

MEN'S TENNIS • 8-8 / 2-3 MIAA (4th)

- MIAA Singles runner-up: No. 2 Geoff Allen
- MIAA Singles Consolation winner: No. 5 Brandon Dunston
- MIAA Doubles Consolation winner: No. 2 Richard Quiron/Desmond Tan
- MIAA Academic Commissioner's List: Ryan Gertsch, Will Heidebrecht, Richard Quiron
- UMB Tennis MVP: Brandon Dunstan

• **Team Cumulative GPA: 3.00**

> **Team over a 3.0 GPA: 4 >over 3.5 GPA: 1 >4.0 GPA: 0**

WOMEN'S TENNIS • 18-2 / 5-0 MIAA (1st)

- Captured MIAA Tournament Championship
- NCAA Midwest Regional appearance
- MIAA Singles Champions: No. 1 Marissa Moment, No. 2 Aisha Butt, No. 3 Misty Nigh
- MIAA Doubles Champions: No. 3 Anna Nunn/Emily Friedstrom
- MIAA Academic Commissioner's List: Danielle Carter, Emily Friedstrom, Misty Nigh, Anna Nunn
- ITA Division II Midwest Region Leadership and Sportsmanship Award: Marissa Moment
- Academic All-MIAA Team: Anna Nunn
- Bank of America Tennis MVP: Marissa Moment

• **Team Cumulative GPA: 3.17**

> **Team over a 3.0 GPA: 5 >over 3.5 GPA: 3 >4.0 GPA: 1**

SOFTBALL • 38-20 / 15-3 (T1st)

- MIAA regular season co-champs
- All-MIAA 1st Team: Haley Beauchamp, Stacie Carpenter, Carrie Kaberline, Kathy Mohler
- All-MIAA 2nd Team: Dawn Nachbar
- All-MIAA Academic Commissioner's List: Hayle Beauchamp, Kristen Cheney, Haley Ford, Amy Heiman, Carrie Kaberline, Dawn Nachbar, Amanda Purdon, Amy Scott, Tara Steffan, Amanda Vawter
- All-South Central Second Team: Stacie Carpenter
- Commerce Bank and Trust Softball MVP: Carrie Kaberline

• **Team Cumulative GPA: 3.12**

> **Team over a 3.0 GPA: 9 >over 3.5 GPA: 6 >4.0 GPA: 4**

BASEBALL • 37-21 / 21-9 (2nd)

- MIAA Tournament runner-up
- Ranked in the Central Region as high as No. 5
- All-MIAA 1st Team: Dennis Banks, Pat Colley
- All-MIAA 2nd Team: Harley Douglas, Nathan Peter, Matt Wilkens
- All-MIAA Honorable Mention: Billy Crooks, Fernando Esquivel
- All-Central Region 1st Team: Pat Colley
- All-Central Region 2nd Team: Dennis Banks
- GTE/CoSIDA Academic All-America Second Team: Pat Colley
- GTE/CoSIDA Academic All-District First Team: Pat Colley
- MIAA Academic Commissioner's List: Dennis Banks, Pat Colley, Billy Crooks, Braden Dimick, Harley Douglas, Brad Madden, John Panas, Nathan Peter, Matt Wilkens

• Academic All-MIAA Team: Pat Colley

• Falley's Baseball MVP: Pat Colley

• **Team Cumulative GPA: 3.13**

> **Team over a 3.0 GPA: 21 >over 3.5 GPA: 8 >4.0 GPA: 4**

GOLF • 35 points MIAA (3rd)

- Finished 3rd in MIAA Tournament
- All-MIAA Team: Kyle Brandt
- 2nd Place Washburn Invitational: Kyle Brandt
- 3rd Place MIAA Tournament: Lee Barrett
- 6th Place District V Invitational: Kyle Brandt
- 9th Place Drury Fall Classic: Justin Jaquinot
- MIAA Academic Commissioner's List: Kyle Brandt, Curtis Dionne, Justin Jaquinot
- Ferrell Construction Golf MVP: Kyle Brandt

• **Team Cumulative GPA: 2.92**

> **Team over a 3.0 GPA: 5 >over 3.5 GPA: 2 >4.0 GPA: 2**

**Cumulative Athletic
Department Grade
Point Average As Of
Spring 2000**

2.85

**1999-2000 MIAA
Commissioner's
Academic Honor
Roll Members**

45

**Of 196
Student-Athletes,
Number Who Had
3.0 GPA Or Higher**

94

**Number of
Student-Athletes
Who Received
All-MIAA Awards**

39

**Overall Won-Loss
Record of Washburn
Teams**

**151-106
(.587)**

2000 Washburn Ichabods Football Schedule

Date	Opponent	Place	Time
Sept. 2	UNIVERSITY OF WISCONSIN-LACROSSE	TOPEKA	6 p.m.
Sept. 9	at Lincoln University	Jefferson City, Mo.	2 p.m.
Sept. 16	*at Missouri Southern State College	Joplin, Mo.	7 p.m.
Sept. 23	*MISSOURI WESTERN STATE COLLEGE	TOPEKA	6 p.m.
Sept. 30	*at Central Missouri State University	Warrensburg, Mo.	2 p.m.
Oct. 7	*at University of Missouri-Rolla	Rolla, Mo.	1 p.m.
Oct. 14	*SOUTHWEST BAPTIST UNIVERSITY	TOPEKA	2 p.m.
	<i>Homecoming • Washburn Hall of Fame</i>		
Oct. 21	*at Pittsburg State University	Pittsburg, Kan.	2 p.m.
Oct. 28	*NORTHWEST MISSOURI STATE UNIVERSITY	TOPEKA	1 p.m.
	<i>Parents Day/Family Day</i>		
Nov. 4	*at Truman State	Kirksville, Mo.	1 p.m.
Nov. 11	*EMPORIA STATE UNIVERSITY	TOPEKA	1 p.m.
	<i>Senior Day</i>		

HOME GAMES (BOLD FACE, CAPS, BLUE) PLAYED AT MOORE BOWL (7,200)

***MID-AMERICA INTERCOLLEGIATE ATHLETICS ASSOCIATION GAME**



General Information

2000 WU Schedule	IFC
Travel Itinerary	2
Media Information • Ichabods on the Radio	2
Covering the Ichabods	3
About Washburn	4-5
President Jerry Farley	5
Athletics at Washburn	6
Athletics Director Loren Ferre'	6
Athletics Staff	7
Washburn Athletics Staff Directory	8
Moore Bowl • Stadium Layout	9
Washburn Athletics - A Winning Tradition	IBC

Coaching Staff

Head Coach Tony DeMeo	10-11
Assistant Coaches	12-13

2000 Ichabods

Numerical Roster	14-15
Alphabetical Roster	15
2000 Preseason Two-Deep	16
2000 Preview	17-18
Returning Ichabods Player Profiles	20-36
Ichabod Newcomers	37-39
What is an Ichabod?	39

2000 Opponent Capsules

University of Wisconsin-LaCrosse	41
Lincoln University	41
Missouri Southern State College	42
Missouri Western State College	42
Central Missouri State University	43
University of Missouri-Rolla	43
Southwest Baptist University	44
Pittsburg State University	44
Northwest Missouri State University	45
Truman State University	45
Emporia State University	46
MIAA Composite Schedule	46
Series Records vs. 2000 Opponents	47

1999 Season In Review

9/4 • Washburn 24, Wisconsin-La Crosse 21	49
9/11 • Washburn 17, Fort Hays State 14	49
9/18 • Washburn 35, Missouri Southern 28	50
9/25 • Missouri Western 42, Washburn 10	50
9/30 • Central Missouri 32, Washburn 18	51
10/9 • Washburn 53, Missouri-Rolla 18	51
10/14 • Washburn 36, Southwest Baptist 0	52
10/23 • Pittsburg State 27, Washburn 8	52
10/30 • Northwest Missouri State 35, Washburn 10	53
11/6 • Washburn 52, Truman State 18	53
11/13 • Emporia State 45, Washburn 20	54
1999 Team and Opponent Highs	54
1999 Washburn Statistics and Results	55

MIAA

Mid-America Intercollegiate Athletics Association	57
Past MIAA Champions	57
1999 MIAA Final Standings	58
1999 MIAA Honors and Awards	58
1999 MIAA Football Statistics	59-60
MIAA Record Book	61-63

Ichabod Record Book

Individual Rushing	65
Individual Passing	66
Individual Receiving	67
Individual Total Offense	68
Individual Punt and Kickoff Returns	69
Individual Punting	70
Individual Scoring	71
Individual Defense	72
Ichabods Team Records	73-74
Ichabods Most Valuable Players	75
Ichabods Honors and Awards	76
Ichabods Football History	77
Ichabods Yearly Football Summary	78-79
Who Threw the First Forward Pass?	80
Ichabods All-Time Game-by-Game Results	80-85
Ichabods All-Time Record Versus Opponents	86
Ichabods Lettermen (1961-present)	87-88

Washburn Quick Facts

For more information on Washburn University Football, please contact:

Gene Cassell, Sports Information Director

or Brad Noller, Student Assistant

Washburn University, Topeka, Kan. 66621

On the web: www.washburn.edu/athletics

Office Phone	785.231.1010 x1791
Office Fax	785.231.1091
Home Phone	785.272.0783
Football Press Box	785.231.1010 x1563
Football Coaches Office	785.231.1134
Ticket Office	785.231.1092
Location	Topeka, Kansas
Enrollment	6,500
Founded	1865
Nickname	Ichabods
Colors	Yale Blue and White
Stadium	Moore Bowl
Surface	Natural Grass

Capacity	7,200
Affiliation	NCAA Division II, Mid-America Intercollegiate Athletics Association
President	Dr. Jerry Farley
Athletics Director	Loren Ferre'
Head Coach	Tony DeMeo
Alma Mater	Iona '71
Record at Washburn	23-40, 6 seasons
Overall Record	86-70-4, 17 seasons
1998 Record / MIAA Record	6-5, 4-5 (T5th)
Starters Returning	15
	6 Offense / 7 Defense / 2 Specialty
Lettermen Returning	42
	19 Offense / 21 Defense / 2 Specialty
Lettermen Lost	12
	8 Offense / 4 Defense / 0 Specialty
Basic Offense	Multi-Bone
Basic Defense	4-3

The 2000 Washburn University Football Media Guide is intended to provide information for writers, broadcasters, sports editors, sports information personnel and fans who follow the Ichabods. Material in the guide was current as of the printing deadline of July 10, 2000. Additional information is available in the Washburn Sports Information Office and through weekly releases available to personnel from accredited media outlets covering the Ichabods.

Washburn University is in Topeka, Kansas, at the intersection of 21st street and Washburn Avenue. Lee Arena is located in the Petro Allied Health Center at the east edge of the Washburn campus. Parking for the facility is adjacent to Washburn Avenue.

The Washburn University Sports Information Office is located in room No. 352 of Whiting Fieldhouse. Office hours are from 8 a.m. to 5 p.m., Monday through Friday. Phone: 785.231.1010 x1791; Fax: 785.231.1091. You may e-mail the SID office at cassell@washburn.edu.

Media Credentials are available to personnel from accredited media outlets by contacting Gene Cassell, sports information director, Washburn University, Topeka, Kansas 66621. Credentials are available 90 minutes prior to kickoff at the Will Call window at the northwest entrance of Moore Bowl. All media seating in the Moore Bowl press box is reserved on a game-by-game basis and space is limited. Please contact the Sports Information Office at least one week before the game date to ensure a seat in the press box.

Radio Stations wishing to broadcast from Moore Bowl should make broadcast requests through the Sports Information Office at least two weeks in advance. One courtesy line will be made available to the official station of each visiting team. Additional stations wishing to broadcast must install their own line. KWIC 99.3 is the official broadcast station of the Washburn Ichabods.

Telephone lines for writers to file their stories are available in the Moore Bowl Press Box. There are two telephone lines for writers to file stories.

Media Services include a game program and lineups, plus statistics and game notes for each team. Halftime stats are provided as well as individual and team stats and a play-by-play summary. Statistics are kept on the Automated Scorebook computer system by MRR Systems. Refreshments are available before each game.

Postgame Interviews with Coach Tony DeMeo are available to media personnel after his brief meeting with the team immediately following the game. Players will be brought, by request, to Moore Bowl press box. Interviews during the week can be arranged by calling the Sports Information Office.

ICHABODS ON RADIO



Ron Simon
*"Voice of the
Ichabods"*



Steve Walter
*Ichabods Color
Commentator*

Washburn Football games are broadcast in northeast Kansas on 10,000 watt KWIC 99.3 FM in Topeka. Veteran announcer Ron Simon and former WU offensive coordinator Steve Walter describe all the action.

The Tony DeMeo Show can be heard on Wednesdays from 6-7 p.m. on KWIC 99.3 FM with Ron Simon. at Shooter's Sports Bar and Billiards.

Ron Simon begins his 13th season as the "Voice of the Ichabods." The 1987 Kansas graduate is in his fourth year as the Director of Marketing and Promotions for Washburn Athletics.

ICHABODS' TRAVEL ITINERARY

Sept. 9, 2000

Lincoln University

Leave: Friday, Sept. 8 at noon

Lodging: Ramada Inn • 1510 Jefferson St. • Jefferson City, Mo. 65109 • 573.635.7519

Return: Sept. 9 following game

Sept. 16, 2000

Missouri Southern State College

Leave: Saturday, Sept. 16 at 10:30 a.m.

Return: Sept. 16 following game

Sept. 30, 2000

Central Missouri State University

Leave: Saturday, Oct. 30 at 7:30 a.m.

Return: Sept. 30 following game

Oct. 7, 2000

University of Missouri-Rolla

Leave: Friday, Oct. 6 at noon

Lodging: Howard Johnson • 127 Howard Johnson Drive • Rolla, Mo. 65401 • 573.364.7111

Return: Oct. 7 following game

Oct. 21, 2000

Pittsburg State University

Leave: Friday, Oct. 20 at 1 p.m.

Lodging: Holiday Inn Express • P.O. Box 1638 • 4020 Parkway Drive • Pittsburg, Kan. 66726 • 316.231.8700

Return: Oct. 21 following game

Nov. 4, 2000

Truman State University

Leave: Friday, Nov. 3 at 11 a.m.

Lodging: Kirksville Days Inn • Hwy 63 South • Kirksville, Mo. 63501 • 660.665.8244

Return: Nov. 4 following game

CREDITS

The 2000 Washburn University Football Media Guide was written by Gene Cassell, sports information director and Brad Noller, student assistant sports information director. Cassell designed the guide and took the players' mug shots. Action photos were contributed by the *Topeka Capital-Journal*. Campus photos were provided by Peggy Clark, Washburn Photographer.



The guide was printed by T.K. Printing Inc. of Topeka, and production work was completed by Graphic Arts of Topeka.

The 1999 Washburn Football Media Guide was judged sixth in the nation in the college division of the College Sports Information Directors Association of America.

PRINT

Topeka Capital-Journal (daily)

785.295.1188
785.295.1230 Fax
616 Jefferson, Topeka, KS 66607
1.800.777.7171
Sports Editor: Kurt Caywood
WU Beat Writer: Alan Eskew

Kansas City Star (daily)

816.234.4355
816.234.4360 Fax
1729 Grand Ave., Kansas City, MO 64108
Small College Beat Writer: David Boyce

Salina Journal (daily)

785.827.6363
785.827.6060 Fax
P.O. Box 779, Salina, KS 67401
800.827.6363

Wichita Eagle-Beacon (daily)

800.825.6397
316.268.6536 Fax
825 East Douglas, Wichita, KS 67201
Small College Beat Writer: Adam Knapp

Great Bend Tribune (daily)

316.792.1211
316.792.8381 Fax
2021 Forest, Great Bend, KS 67530
Sports Editor: John Mesh

Hutchinson News (daily)

800.766.5772
316.662.4186 Fax
P.O. Box 190, Hutchinson KS, 67504
Sports Editor

Washburn Review (weekly)

785.233.3211
785.231.1035 Fax
1700 SW College, Topeka, KS 66621
Sports Editor

RADIO STATIONS

KWIC (99.3 FM)

Home of the Ichabods and Lady Blues
785.232.0993
785.232.9993 Fax
800 SW Jackson, Topeka, KS 66611
Sports Director

KMAJ (1440 AM) / KTOP (1490 AM)

785.272.1196
785.272.6219 Fax
5301 SW 7th St., Topeka, KS 66606
Sports Director: Mike Manns

KMAJ (107.7 FM) / KDVV (100.3 FM)

785.272.1196
785.272.6219 Fax
5315 SW 7th St., Topeka, KS 66606
Sports Director: Mike Manns

KTPK (106.9 FM)

785.297.1069
785.273.0123 Fax
3003 SW Van Buren, Topeka, KS 66611
Sports Director

WIBW (580 AM / 97.3 FM)

785.297.9797
785.272.3536 Fax
P.O. Box 119, Topeka, KS 66601
Sports Department: Eric Peterson

TELEVISION STATIONS

KSNT (Channel 27 • NBC)

785.582.3230
785.582.5283 Fax
P.O. Box 2700, Topeka, KS 66601
Sports Director: Nate Hill

KTCA (Channel 49 • ABC)

785.273.4949
785.273.9075 Fax
P.O. Box 2229, Topeka, KS 66601
Sports Director: Jason Lamb

WIBW (Channel 13 • CBS)

785.272.7030
785.271.0418 Fax
P.O. Box 119, Topeka, KS 66601
Sports Director: Mark Ewing

WIRE SERVICES

Associated Press (Kansas City)

800.852.4844
816.421.3590 Fax
215 West Pershing, Kansas City, MO 64108

Sportsticker

800.367.8935
800.336.0383 Fax



THE TOPEKA
CAPITAL-JOURNAL
...World Looking Into



Washburn University, founded in 1865, is one of the oldest universities in Kansas.

As an urban and regional institution, Washburn serves the educational needs of Topeka, Shawnee County and the state of Kansas.

The University's success is measured in part by the achievements of its graduates who include a Nobel Prize winner in medicine, members of the U.S. Congress, members of the Kansas State Legislature, numerous judges who have graduated from the law school as well as many leaders in business, education, communications and service.

Washburn is committed to providing a quality education that will enable its students to



embrace the responsibility of an ever-changing world.

Students may choose from more than 70 degree programs within the College of Arts and Sciences, School of Business, School of Law, School of Nursing or the School of Applied Studies.

Washburn prides itself on having a quality and experienced faculty. More than two-thirds of the Washburn general faculty hold a doctorate or the highest degree available in their discipline. Professors, not graduate assistants, teach in the classrooms at all academic levels.

Students enjoy modern classrooms and educational facilities. In 1966 a tornado devastated the campus. Since then, more than \$43 million have been spent to construct new buildings and laboratories, and to purchase new equipment and library holdings.

The results are evident on a walking tour of our beautiful campus. Easily accessible classrooms and other facilities such as the state-of-the-art Petro Allied Health Center give the campus a unique compactness that few universities have.



Academic Majors

College of Arts and Sciences

Anthropology, BA
Art, BA/BFA
Biology, BA/BS
Business Education, BEd
Chemistry, BA/BS
Computer Information Science, AA/BA/BS
Early Childhood Ed., AA/BA
Economics, BA
Education, BEd/MEd
English, BA
French, BA
General Science, BS
General Studies, BGS
German, BA
History, BA
Humanities, Creative and Performing Arts, AA
Mass Media Studies, BA
Mathematics, BA/BS
Medical Technology, BS
Music, BA/BM
Natural Science and Mathematics, AA
Philosophy, BA
Physical Education, BA/BEd
Physics, BA/BS
Political Science, BA
Psychology, BA/MA
Public Administration, BPA
Religious Studies, BA
Sociology, BA
Spanish, BA
Speech Communication, BA
Theatre, BA

School of Business

Business Administration, BBA/MBA
Accounting, BBA
Economics, BBA
Finance, BBA
Management, BBA
Marketing, BBA
General Business, BBA

School of Nursing

Nursing, BSN
School Nurse Certification

School of Applied Science

Corrections, BSCJ
Law Enforcement, BSCJ
Human Services, C/AAS/BAS
Social Work, BSW/MSW
Technology Administration, BAS

Pre-professional

Dentistry, Engineering, Health Information Technology, Law, Medicine, Optometry, Pharmacy, Physical Therapy, Physical Therapist Assistant, Seminary, Radiologic Technology, Respiratory Therapy, and Veterinary Medicine

School of Law

Law, JD

Dr. Jerry Farley

University President



Dr. Jerry B. Farley enters his third year as the president of Washburn University after a long association with the University of Oklahoma in Norman.

Farley previously held the position of vice president for community relations and economic development at OU and V.P. for Administrative Affairs at the Norman and Health Sciences Center campuses.

Before that, he held the position of vice president for business and finance at Oklahoma State University and previously served as the associate vice president for administrative affairs and

controller at the University of Oklahoma, Norman campus.

He earned his B.B.A. in accounting and finance and his M.B.A and Ph.D. in higher education administration from OU.

He is a past president of the Southern Association of College and University Business Officers and is actively engaged in state and national associations of the College and University Business Officers.

Dr. Farley has been on the Board of Directors of the American Red Cross, the American Cancer Society, Oklahoma Teachers' Retirement System, the Norman Chamber of Commerce and the Norman Economic Development Coalition.

A Winning Tradition

Washburn teams compete for NCAA Division II championships as a member of the Mid-America Intercollegiate Athletics Association (MIAA).

Washburn currently offers intercollegiate competition for men in the sports of baseball, basketball, football, golf and tennis. Women compete in basketball, softball, tennis and volleyball.

Success has been obtained by both teams and individuals. The Ichabod football team continues its move toward the top of the conference after recording its first winning season since 1988 after going 6-5 last season.

The Ichabods basketball team has won seven MIAA regular season championships in the last 14 years and advanced to the NCAA Division II national tournament during those same seasons. The Ichabods advanced to the NCAA Regional Tournament last season. The Ichabods reached the semifinals of the national tournament in 1994.

The Lady Blues basketball team reached the "Sweet 16" of its 1995 national tournament while making a fifth straight appearance at the national event. In 1996-97, WU was the top-ranked academic team in NCAA Division II, and the second ranked during the 1997-98 school year.

The volleyball program accomplished its second winning season since 1986 three seasons ago and notched its first upper division MIAA finish in the same year.

The men's tennis team was selected for its third appearance in the NCAA Division II national tournament in 1998. The women's tennis team also advanced to the NCAAAs and hosted the Midwest Regional on campus this past season for the third straight year.

Both the baseball and softball teams have had much success in recent years. The Ichabods finished second in the MIAA and advanced to the MIAA Championship game. The Lady Blues were MIAA co-champs in 2000 and were runner-ups in the conference tournament.

The Ichabod golf program has made great strides since joining the MIAA. Washburn was ranked in the nation's top-25 in 1998 and made its first ever NCAA appearance.

Individually, many student-athletes earn all-conference, all-region and All-America honors each year. During the 1999-2000 season, 39 student-athletes representing all nine of Washburn's teams earned an all-MIAA honor in their respective sport.

While Washburn strives for success on the playing field, the university also takes pride in the academic accomplishments of its student-athletes.

During the 1999-2000 academic year, 94 of the university's 196 student-athletes maintained a 3.0 grade point average or above. Forty-five Ichabods and Lady Blues representing nine Washburn teams were named to the MIAA Commissioner's Academic Honor Roll for their respective sport. The cumulative grade point average entering the 2000 fall semester was 2.85.

Each year, several student-athletes are honored at the district or national level through the GTE Academic All-America program. Washburn placed two student-athletes on national all-America teams. Baseball player Pat Colley and football player Aaron Doonan were each named to the second team in their respective sport.

Loren Ferré Athletics Director



Loren Ferré became Washburn's director of athletics in February of 1996 after a six-year appointment at Black Hills State University in Spearfish, S.D.

Ferre' is a dynamic leader who has implemented many internal changes within the athletic department since arriving on campus. He has put increasing scholarships and departmental fund-raising at the top of his list.

In his two-plus years at Washburn, Ferré has been instrumental in the establishment of a strong Ichabod Club support team and the raising of funds for athletic scholarships. In addition, he created a position for a full-time marketing and promotions director who will help bring in new private dollars for scholarships and more excitement at all Washburn athletic contests.

While at BHSU, Ferré was also director of the Donald E. Young Sports Fitness Center, a 172,000 square foot, \$10.2 million facility. During his Black Hills tenure, the athletics department nearly tripled its outside revenue, including large increases in ticket sales and scholarship funding. All 10 varsity teams won a conference title in his final three years.

Before joining the staff at Black Hills State, Ferré spent 17 years at the University of North Texas. He was the director of the Coliseum (1987-90) and prior to that was the associate and assistant director since 1980. He held the post of event coordinator (1978-80).

Ferre' is a 1971 graduate of Texas Christian University, earning a bachelor of arts degree. He earned a master's in journalism from North Texas in 1982. He is currently completing course requirements for a doctorate of education in sports administration from the University of Northern Colorado.

Ferre' and his wife Sarah, have two daughters, Caitlin and Hope, and reside in Topeka.

THE ICHABOD CLUB

WASHBURN ATHLETICS

The Ichabod Club is a booster club that works to promote Washburn University Athletics and provides financial support to its athletic programs. Membership in the Ichabod Club has played a major role in supporting the annual scholarship drive and making a difference in the lives of Washburn student-athletes for the past 20 years.

Washburn Athletics depends upon the annual contributions to the Ichabod Club Scholarship Fund to continue offering scholarship aid to our student-athletes.

The mission of the Ichabod Club is simply to provide the scholarship assistance to young men and women student-athletes (tuition, fees, books, room and board) unless the contribution is restricted to a specific sport or some other specific purpose. All gifts to the Ichabod Club are tax deductible to the full extent allowable by law. Opportunities for alumni, friends, parents and boosters to become involved with the Ichabod Club program are available through pregame parties, golf tournaments, the Ichabod Club newsletter, monthly luncheons, the kick-off party and other special events.

For more information, call the Washburn Athletic Department at 785.231.1135.

Jordan Canfield

Associate Athletics Director for Development



Jordan Canfield is entering his third year as Washburn's associate athletics director for development.


Canfield returned to his alma mater after a year in private business. He was a first team all-MIAA guard for the Ichabods in 1996-97 and holds every Washburn and all but one MIAA assist record, including the career assist mark he set as a senior. He won four conference titles in his four years on the basketball hardwood from 1992-97.

Canfield's main responsibility will be to increase scholarship dollars for one of the best small college athletic programs in the country. He oversees the fund-raising efforts of the Ichabod Club, the Athletics Department booster club, and the Washburn Athletic Fund, a major giving campaign initiated by Canfield.

Canfield is a 1996 graduate of Washburn University with a BBA degree in finance. He went on to earn an additional degree in economics in 1997 and has begun work on his MBA. He is married to Eileen Brungardt, a member of the Lady Blues volleyball team while at Washburn. The couple lives in Topeka with their son, Jordan Jett, born last year.

Steve Ice

Head Athletic Trainer



Steve Ice enters his 19th year as the Head Athletic Trainer at Washburn University.

Ice took over the Ichabods and Lady Blues programs in the fall of 1982 after a two-year assignment as the Associate Athletic Trainer at Lehigh University in Bethlehem, Penn.

During Ice's tenure at Washburn, the athletics training staff has seen the addition of the Petro Allied Health Center as a valuable resource for the prevention and rehabilitation of WU student-athletes.

Ice received his bachelor's degree from St. Mary of the Plains College in Dodge City, Kan., in 1977 and earned his master's from the University of Kansas in 1980. Ice also served as a graduate assistant athletic trainer for the Jayhawks from 1977 to 1979.

In addition to his duties at Washburn, Ice works in conjunction with the Orthopedic Clinic and Sports Medicine of Topeka. Steve and his wife Janis have four children; Brian, Patrick, Jenna and Alyssa.

Janet Degginger

Assistant Athletics Director



Janet Degginger is entering her 13th year as Washburn's assistant athletics director.

Degginger returned to her alma mater in 1987 as assistant director of athletics. In that capacity, she is responsible for managing and monitoring all of the business and financial affairs of the department. In addition, she supervises personnel in the administrative office, ticket office, training room, equipment

room and Petro maintenance staff. During the 1995-96 academic year, Degginger served as the interim director of athletics during the national search for an athletic director. She also currently serves as the university's senior women's administrator.

Degginger has served on several university, conference and national committees. She is currently a member of the NCAA Professional Sports Liaison Committee and has served on a sub-committee of the NCAA Research Committee for developing a financial analysis report. She is a past secretary/treasurer of the MIAA and is currently a member of the budget committee. She is a member of Washburn's Faculty Athletics and Financial Aid committees.

Degginger is a 1967 graduate of Washburn and has done postgraduate work at Kansas. She has a son, Preston.

Ron Wessel

Head Equipment Manager



Ron Wessel enters his 21st year at Washburn University as the Head Equipment Manager for the athletics department.

Wessel, a native of Sierra Vista, Ariz., is in charge of maintaining all of the athletics department's equipment needs. He attended Baker University in Baldwin City and was the school's football manager from 1976-79. Wessel then accepted

the equipment manager's position at Washburn in the spring of 1980.

He is a member of the American Equipment Managers Association and became certified in 1992. Wessel has served as a District Director of the AEMA since 1993.

In addition, he serves on the Continuing Education Committee of the AEMA.

Ron lives in Topeka and enjoys all kinds of sports, traveling, science fiction and physical fitness.



Larry Blumberg

Faculty Athletics Representative



Susan Foremsky

Secretary for
Development



Gill Herrera

Facilities Manager



Rita Cox

Ticket Manager



Sandy Foster

Athletics Secretary

Washburn Sports Information Office



Gene Cassell
SID

Gene Cassell is entering his second full season as Washburn Sports Information Director after starting in December 1998. Cassell is a Marshall, Mo., native and a 1997 graduate from Northwest Missouri State University, where he graduated with a Bachelor of Science in journalism accompanied with a minor in broadcasting. At Northwest, Cassell worked in the Sports Information Office and in the Department of Mass Communication's award winning publications where Cassell was awarded many state accolades.

Besides his overseeing the media relations of Washburn's nine athletic teams, Cassell also runs game administration and is the webmaster of "The Blue Zone" - The Official Site of the Ichabods and Lady Blues Online. Cassell is a member of CoSIDA (College Sports Information Directors of America) and a member of the Publications Contest Committee.

Cassell's 1999 Washburn Football Media Guide placed sixth in the nation. Cassell and his wife, Regina, live in Topeka. Regina is the editor of Washburn's Alumni Magazine.

Brad Noller enters his second year as the Student Assistant Sports Information Director. Noller was a 1999-2000 recipient of one-of-three CoSIDA Undergraduate Internships.



Brad Noller
Student Assistant

WASHBURN UNIVERSITY ATHLETICS

1700 SW COLLEGE AVE • TOPEKA, KANSAS 66621

Main Campus Switchboard Number: 785.231.1010
 General Athletics Number: 785.231.1134 Athletics Fax Number: 785.231.1091

WASHBURN UNIVERSITY BOARD OF REGENTS

Ben Blair (Chairman), Topeka

Jim Roth, Wichita
 Harold "Hal" Dick, Hutchinson
 Chuck Engel, Topeka
 Harry Craig, Topeka

John Goossen, Topeka
 Mayor Joan Wagnon, Topeka
 Blanche Parks, Topeka
 Karen Lee, Topeka

UNIVERSITY ADMINISTRATION

President	Dr. Jerry Farley (Oklahoma '68)	x1556
Vice President / Academic Affairs	TBA	x1648
Vice President / Administration & Treasurer	Wanda Hill	x1634

INTERCOLLEGIATE ATHLETICS ADMINISTRATION

Director of Athletics	Loren Ferre' (Texas Christian '71)	x1794
Associate Director of Athletics for Development	Jordan Canfield (Washburn '96)	x1334
Assistant Director of Athletics	Janet Degginger (Washburn '67)	x1730
Sports Information Director	Gene Cassell (Northwest Missouri '97)	x1791
Student Assistant Sports Information Director	Brad Noller	x1791
Faculty Athletics Representative	Larry Blumberg (Sterling '65)	x1493
Director of Marketing / Promotions	Ron Simon (Kansas '85)	x1336
Academic Adviser	Andy Williams (Missouri Western '86)	x1795
Head Athletic Trainer	Steve Ice (St. Mary of the Plains '77)	x1753
Head Equipment Manager	Ron Wessel	x1761, x1338
Athletic Facilities Manager	Gill Herrera	x1304
Ticket Manager	Rita Cox231.1092
Athletics Secretary	Susan Foster	x1339
Secretary for Development	Susan Foremsky	x1466
Spirit Squad Adviser	Jane Kelly	x1380

Football

Head Coach	Tony DeMeo (Iona '71)	x1134
Defensive Coordinator	Andy Williams (Missouri Western '86)	x1795
Assistant Coach	B.D. Kennedy (Bethany '90)	x1705
Assistant Coach	Dale Perine (Utah State '86)	x1335
Assistant Coach	Mike Schartz (St. Mary of the Plains '89)	x1798
Graduate Assistant	Tony Scollieri (Washburn '98)	x1335
Graduate Assistant	Eric Baker (Kansas State '98)	x1798

Volleyball

Head Coach	Allison Jones (William Woods '89)	x1756
------------------	---	-------

Baseball

Head Coach	Steve Anson (Kansas State '76)	x1793
------------------	--------------------------------------	-------

Softball

Head Coach	Kim Newbern (Kansas '94)	x1797
------------------	--------------------------------	-------

Men's Basketball

Head Coach	Bob Chipman (Kansas State '73)	x1355
Assistant Coach	Kerry Dickerson (Washburn '93)	x1333
Assistant Coach	TBA	

Women's Basketball

Head Coach	Ron McHenry (Washburn '84)	x1796
Assistant Coach	Reggie Hulbert (Washburn '91)	x1462

Golf

Head Coach	TBA
------------------	-----

Men's and Women's Tennis

Head Coach	Jennifer Subbert (Washburn '97)	x1757
------------------	---------------------------------------	-------

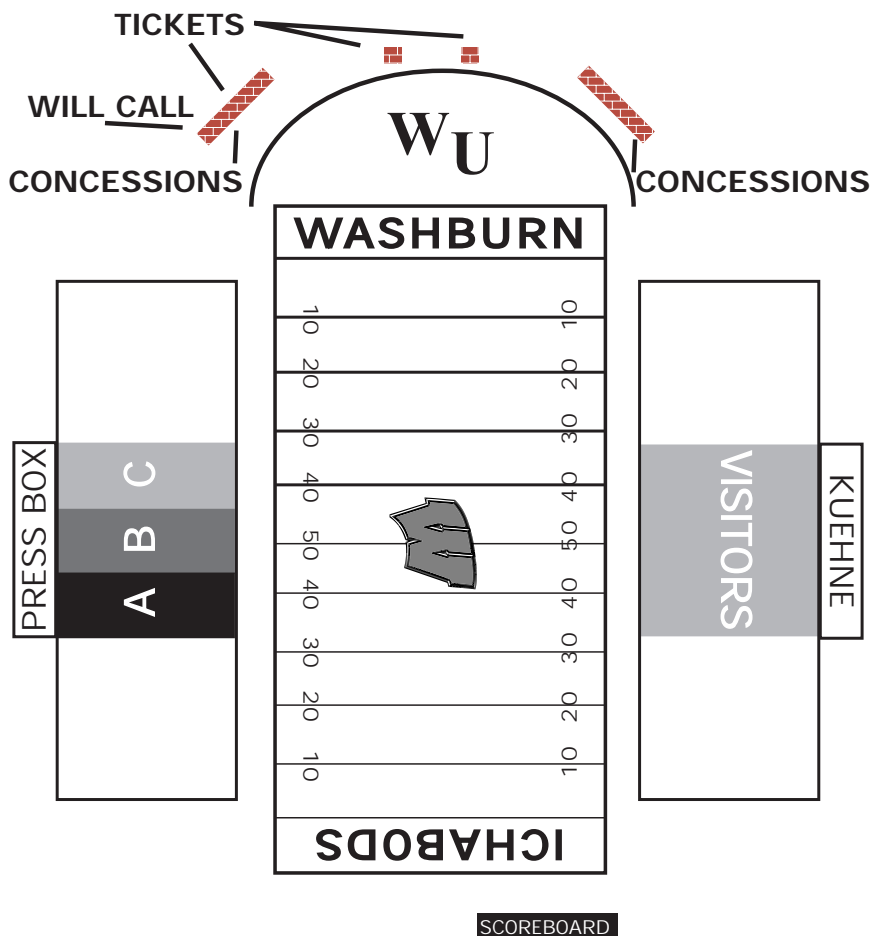


Moore Bowl has served as the home for Washburn football since its dedication on Sept. 28, 1928. Throughout its 72-year history, the bowl has been witness to hundreds of high school and college games, long-standing conference rivalries and the tornado of 1966.

Construction of the bowl was part of a \$215,000 athletic project, which also included the addition of Whiting Field House to the Washburn campus. The bowl was built in a natural depression south of Old Thomas Gymnasium and was designed to be similar to the facility at the University of Colorado. By taking advantage of the natural depression, the bowl was constructed in just seven months at a cost of approximately \$30,000. The construction work was under the direction of Cleveland S. Loper, head of the engineering department, with the contract for the excavation given to C.A. Ritchie of Topeka.

The original design for the horseshoe-shaped bowl (overall size of 400' by 650') called for 15,000 seats — 8,000 in the original construction with the remaining seats to be built along the north end of the horseshoe. Additional seating was not added and the bowl currently has a seating capacity of 7,200. A press box and concessions stands were added to the facility in 1963 but destroyed three years later in the '66 tornado.

The bowl was named in honor of George Godfrey Moore, a Topeka sports enthusiast who had developed a reputation throughout the Midwest as a keen sportsman and friend of Washburn.





TONY DEMEO
IONA '71

**CAREER COACHING
RECORD**

1975	.. Iona NY 5-4-1
1976	.. Iona NY 5-2-1
1977	.. Iona NY 7-0
1978	.. Iona NY 5-4
1981	.. Mercyhurst PA	.. 4-2-1
1982	.. Mercyhurst PA	.. 4-5
1983	.. Mercyhurst PA	.. 5-3-1
1984	.. Mercyhurst PA	.. 8-1
1985	.. Mercyhurst PA	.. 8-2
1986	.. Mercyhurst PA	.. 6-4
1987	.. Mercyhurst PA	.. 6-4
1994	.. Washburn 2-8
1995	.. Washburn 4-6
1996	.. Washburn 4-6
1997	.. Washburn 3-8
1998	.. Washburn 4-7
1999	.. Washburn 6-5
17 seasons	86-71-4 overall
6 seasons at Washburn	23-40



DEMEO'S FILE

Alma Mater
Iona College (1971)

Coaching Record

86-71-4 overall 16 seasons
23-40 at Washburn 6 seasons

Publications / Speaking

- Explosive Football with the Multi-Bone Attack (1980, reprinted 1990)
- The Grass Isn't Greener; It's Only Astroturf (1993)
- 101 Ways To Run The Option (1998)
- Speaker for the Riddell-Ultra Power Coaches Clinics

Personal

He and his wife, Joanne, are the parents of Sara, Annie, Mary Kate and Michelle

Entering his seventh season at the helm of the Ichabods, head coach Tony DeMeo has brought back winning football at Washburn. DeMeo led last season's team to its first winning season since 1988. After the season, DeMeo was honored by his fellow MIAA coaches and was named Tri-Coach of the Year.

DeMeo brought a new offense, a new philosophy and a new attitude to the Ichabods as their new head coach for the 1994 season. Those attributes have, in turn, brought respectability back to the Washburn football program. Twice picked in the preseason to finish last in the MIAA, the Ichabods have exceeded expectations each and every year under DeMeo's guidance. After five seasons as an assistant coach at the NCAA Division I level, DeMeo returned to the head coaching ranks when he was named the 36th head Ichabod in Washburn football history in December, 1993.

DeMeo has 26 years of coaching experience, including 17 seasons as a collegiate head coach. His current career record stands at 86-71-4. He began his coaching career as an assistant at Pace University (1973-74) before returning to his alma mater, Iona College, as head coach from 1975 to 1978. While at Iona, DeMeo compiled a 22-10-2 record. He was the only person to both coach and play on an undefeated team at Iona.

For his contributions, DeMeo was inducted into Iona's Hall of Fame in June of 1997. He left the Gaels' program to serve two seasons

as assistant coach at the University of Pennsylvania (1979-80). DeMeo was plucked from the Pennsylvania staff prior to the 1981 season to build from scratch a program at Mercyhurst College. During the next seven seasons, the Lakers posted a 41-21-2 record while DeMeo saw 94 percent of his student-athletes graduate. Mercyhurst was nationally ranked during his final four seasons at the helm and also was among the national statistical leaders in total offense, scoring offense and total defense.

In 1994, DeMeo was honored with the Dr. William P. Garvey Lifetime Achievement Award for a major and significant contribution to Mercyhurst College. Since leaving Mercyhurst, DeMeo has gained experience as an offensive coordinator at Temple University (1988), James Madison University (1990) and Murray State University (1992). He also has logged time as an assistant coach at University of Delaware (1989) and University of Massachusetts (1991).

DeMeo has shared his knowledge of the game in numerous publications. He is author of "Explosive Football with the Multi-Bone Attack" (1990) and has written more than 40 articles for such publications as Scholastic Coach and American Football Coaches Manual. DeMeo is also a member of the AFCA Luncheon Committee.

DeMeo has also written the best-selling video series produced by Coaches Choice, "101 Ways to Run the Option."

His most recent book, "The Grass Isn't Greener; It's Only Astroturf," went on sale in November 1994. DeMeo was is in the middle of a three-year term on the American Football Coaches Association's Summer Manual Committee. The committee gathers technical articles for the AFCA's annual summer manual.

In addition to being appointed to the AFCA committee, DeMeo also has been named to the NCAA Football Rules Committee. His four-year term on that committee began two seasons ago. The Washburn head coach is one of four NCAA Division II





Tony DeMeo, carrying the ball for Iona, is a member of the Gaels Hall of Fame. He was inducted in 1996.

Photo Courtesy of Tony DeMeo

representatives on the 16-man committee. His most recent appointment is on the NCAA Legislative Committee as a Division II representative.

An accomplished speaker, DeMeo has been the featured speaker at more than 400 events, including sports banquets, business seminars, fund raisers, football clinics and service clubs. His message was spread on a national level when he was a featured speaker for the Glazier Coaches Clinics, a series of

instructional coaching seminars conducted nationwide. On the local level, DeMeo has addressed more than 60 organizations since arriving in Topeka.

In addition to having brought strong football credentials to his position at Washburn, DeMeo also brought a deep commitment to community involvement. DeMeo has extensive experience in community affairs, charity events and service clubs. DeMeo was also the Grand Marshal of the 1998 Summerfest Parade.

In 1985 he became the first sports figure ever honored as recipient of the Distinguished Service Award from the Pennsylvania Jaycees. Since arriving in Topeka, he has been an active volunteer for the Capper Foundation including being named Honorary Chairperson of the annual Capper Walk. DeMeo has also been active with the Most Pure Heart of Mary Catholic Church and many other organizations.

DeMeo is a native of the Bronx, N.Y. He earned a bachelor's degree in history with a minor in education from Iona in 1971. He has done post-graduate work at City University of New York.

He lives in Topeka with his wife, Joanne, of 26 years, and three of their four daughters: Annie, Mary Kate and Michelle. Oldest daughter Sara graduated from College of the Holy Cross.

COACHING EXPERIENCE

1973-74
Pace University
Assistant Coach

1975-78
Iona College
(NCAA-III)
• Head Coach
• Coaching Record: 22-10-2
• Conference Champs: '76, '77
• Two-time Conference Coach of the Year: '76, '77

1979-80
University of Pennsylvania
(NCAA-IA)
• Assistant Coach

1981-87
Mercyhurst College
(NCAA-III) • Head Coach
• Coaching Record: 41-21-2
• Started the football program at the NCAA-III level
• Top 20 NCAA-III Ranking: '84, '85, '86, '87
• Coach of the Year: '85
• Director of Athletics ('82-83)

1988
Temple University
(NCAA-IA)
• Offensive Coordinator

1989
University of Delaware
(NCAA-IAA)
• Assistant Coach

1990
James Madison University
(NCAA-IAA)
• Offensive Coordinator

1991
University of Massachusetts
(NCAA-IAA)
• Assistant Coach

1992
Murray State University
(NCAA-IAA)
• Off. Coordinator

1994 - Present
Washburn University
(NCAA-II)
• Head Coach
• Coaching Record: 23-40
• MIAA Tri-Coach of the Year: 1999

WASHBURN COACHING FACTS

COACHING RECORDS

Coch (Years).....	Record	Coch (Years).....	Record
W.M. Gains (1894)	3-1-0	Elmer Holm (1936-41)	23-31-3
W. Griffith (1896)	6-1-1	Bob Raugh (1942-43)	3-10-2
Paul Coldren (1897-98)	11-1-1	Dee Erickson (1944)	1-6-0
William Melford (1899)	2-5-2	Lew Lane (1945)	3-1-0
Ben Owen (1900)	6-2-0	Dick Godlove (1946-58)	67-42-4
Lawrence Banks (1901)	3-2-3	Ralph Brown (1959-61)	9-18-0*
H. Ward Page (1902)	3-4-0	Ellis Rainsberger (1962-64)	17-10
A.R. Kennedy (1903)	7-0-1	Ed Linta (1965-66)	4-13-1
John Outland (1904-05)	14-5-0	Bill Schaake (1967-68)	2-16-0
Garfield Weede (1906-08)	20-6-4	Harold Elliott (1969-70)	10-8-2
Robert Stewart (1909-10)	8-8-0	Bob Noblitt (1971-73)	12-17-1*
William Lloyd Driver (1911-12)	8-8-1	Larry Elliott (1974-78)	28-22-1*
Glen Gray (1913-15)	11-10-3	Gary Hampton (1979-80)	6-14-0
A.R. Kennedy (1916-17)	5-12-2	Glenn Jagodzinske (1981-82)	4-16-0
Ernest Bearg (1918-19)	11-2-1	George Tardiff (1983-84)	8-7-0
Dwight Ream (1920-21)	8-7-4*	Larry Elliott (1984-89)	30-29-0*
G.D. Vosburg (1922)	1-7-0	Dennis Caryl (1990-93)	7-32-0
George Woodward (1923-26)	7-23-4	Andy Williams (1993)	0-2-0
Roy Wynne (1927-28)	3-14-0	Tony DeMeo (1994-pr)	23-40
Ernest Bearg (1929-35)	35-31-3		

WINNING PERCENTAGES

1. John Outland (1904-05)	14-5-0737
2. Garfield Weede (1906-08)	20- 6-4733
3. Ellis Rainsberger (1962-64)	17-10-0630
4. Dick Godlove (1946-58)	67-42-4611
5. Ernest Bearg (1918-19; 1929-35)	46-33-4578
6. Harold Elliott (1969-70)	10-8-2550
7. Larry Elliott (1974-78; 1984*-89)	58-51-1532
8. Dwight Ream (1920-21)	8-7-4526
9. Glen Gray (1913-15)	11-10-3521
10. A.R. Kennedy (1903; 1916-17)	12-12-2500

(minimum of 18 games) *Elliott coached five games in 1984

VICTORIES

1. Dick Godlove (1946-58)	67-42-4611
2. Larry Elliott (1974-78; 1984*-89)	58-51-1532
3. Ernest Bearg (1918-19; 1929-35)	46-33-4578
4. Elmer Holm (1936-41)	23-31-3430
4. Tony DeMeo (1994-pr)	23-40-0329
6. Garfield Weede (1906-08)	20-6-4733
7. Ellis Rainsberger (1962-64)	17-10-0630
8. John Outland (1904-05)	14-5-0737
9. A.R. Kennedy (1903; 1916-17)	12-12-2500
10. Paul Coldren (1897-98)	11-1-1885
Glen Gray (1913-15)	11-10-3521

Andy Williams



Andy Williams starts his 11th year on the Ichabods staff, and his seventh season as the Ichabods' Defensive Coordinator. Williams, who joined the staff in 1990, is also responsible for counseling all Washburn student-athletes as the department's academic adviser.

Williams was a quarterback for Missouri Western State College from 1982-85 before embarking on his coaching career as a student assistant on the Griffon staff during the 1986 season. He spent the 1987 and '88 seasons as a

graduate assistant at Utah State where he worked with the defensive backs and defensive special teams. He was defensive coordinator at Phoenix College during the 1989 season. Williams holds undergraduate and graduate degrees in health, physical education and recreation.

The Independence, Mo., native earned his bachelor's from Missouri Western in 1986 and his master's from Utah State in 1989. While at Missouri Western, Williams won the Donn Christopher Faros Scholarship in 1985 and was named outstanding senior by the physical education department in 1986.

Williams and his wife Terry, live in Topeka with their daughters, Kelsey and Kinsey.

Dale Perine



Dale Perine begins his 10th season at Washburn and his seventh season with the linebackers. Perine joined the Washburn staff in 1991. He spent his first three seasons on the staff coaching the defensive line.

Prior to coming to Washburn, Perine spent one season as the defensive line coach at

San Francisco State University.

He had previously served as graduate assistant at Utah State University where he worked with outside linebackers. Perine began his coaching career at Logan High School in Utah.

The former defensive lineman lettered one season at Utah State after playing at Laney Junior College in California. A native of Oakland, Calif., Perine earned his bachelor's degree in physical education from Utah State in 1986.

B.D. Kennedy



B.D. Kennedy begins his 10th season as Washburn's offensive line coach. He brings experience as a lineman and coach to his position.

Kennedy joined the staff in April 1991 after two seasons as offensive line coach at Hutchinson Community College.

He also logged time as a graduate assistant at Baylor University and a student assistant

at Bethany College.

Kennedy was a two-year letterman for Bethany teams that finished in the NAIA top 20 each year. He was voted the outstanding offensive lineman in 1986, an honor he also earned two years at Blanchard High School in Oklahoma. The 1979 Blanchard team posted a 15-0 record and a state championship.

Kennedy earned his bachelor's in health and physical education from Bethany in 1987 and his master's in physical education from Baylor in 1989. Kennedy is married to Katarina Lantz and has a son, Jonathan.

Mike Schartz



Mike Schartz is entering his third year as a full-time assistant at Washburn and his third working with the running backs and wide receivers. Schartz will also handle the travel arrangements for the team. He will also continue his duties coordinating the team's strength and conditioning activities.

This is Schartz's sixth overall season at WU after spending two seasons as a graduate assistant and one year as a part-time assistant. He has worked with the offensive

and defensive lines and directed the strength and conditioning duties in his tenure.

Schartz came to Washburn from Dodge City and Wichita Northwest high schools where he taught biology and physical science for five years. He also coached football and baseball during that time.

The Cimarron, Kan., native lettered four years at St. Mary of the Plains College in Dodge City where he was the captain on the 1988 team when SMP went 10-0 and won the first championship in school history.

Schartz is a 1989 graduate of SMP in physical education. He and his wife Tammy, live in Topeka with their son John Tanner.

GRADUATE ASSISTANTS

Tony Scollieri



Tony Scollieri is starting his third year as an assistant on the Ichabods' sideline. Scollieri will be assisting the linebackers and coordinating game films.

Scollieri graduated from Washburn in 1998 with a bachelor's degree in marketing and management. He is currently working on his MBA. Scollieri is the Ichabods' all-time leading tackler with 349 stops. He also holds the career marks for solo tackles (196) and assisted (153).

Eric Baker



Eric Baker is starting his second year as a graduate assistant for the Ichabods.

Eric is also in his second year of Law school where he is specializing in corporate law.

Baker came to Washburn after graduating from Kansas State University in 1998 with a degree in business administration.

Baker is assisting Mike Schartz with the offensive backs. He is from St. George, Kan.

STUDENT ASSISTANTS

Chad Dawson



Chad Dawson is starting his second year as a student assistant for the Ichabods. His main responsibility is assisting Dale Perine with the defensive line. He also helps with the video coordinating duties. During practices he was the scout team coordinator and defensive coordinator of the freshman defense.

Dawson played in all 11 games as a senior and made 23 tackles. In 1997, he started all 11 games at noseguard, recording 27 tackles and two sacks after transferring from Hutchinson Community College from 1994-96. He was a member of the 1995 Jayhawk Conference Champion Blue Dragons. The

Blue Dragon defense would finish the season No. 5 in the national poll and the defense was ranked No. 4 in the nation. Dawson is majoring in history.

Kevin Wheeler



Kevin Wheeler is starting his first year as a student assistant on the Ichabods coaching staff. He will work with the offensive lineman.

Wheeler was a leader on the Ichabods offensive line during his career. He is one of the school's all-time effort points leaders and is a four-year starter on the Ichabods offense, which has set numerous school records the past four seasons, including first downs in a game with 33 against Emporia State and 212 first downs during the 1998 season.

Wheeler was named to the all-MIAA honorable mention team following his junior and senior season. He also garnered second team Midwest Daktronics all-region honors. He is a native of a Andover. Wheeler is majoring in physical education.

Barry Galbraith



Barry Galbraith is starting his first season as a student assistant after winding up his career at Washburn. Galbraith will work with the quarterback and offensive backs.

Galbraith was a steady performer at quarterback during his career at Washburn. Galbraith led the Ichabods to their first winning season since 1988, a 6-5 mark.

During his career Galbraith has completed 181 of 319 passes for 19 touchdowns, including 16 touchdowns last season as the starter and was an honorable mention all-MIAA selection. He also

moved into sixth place all-time with 3,240 yards of total offense, including 2,540 total yards his senior season, which broke the Washburn record for a senior. Barry is a native of Derby, Kan. Galbraith is majoring in physical education.

Kris Stewart



Kris Stewart is starting his first season as a student assistant for the Ichabods. Stewart played in six games in 1999 picking off two passes and recording two solo tackles.

Stewart was named an all-district and all-league performer at South Grand Prairie High. He also played cornerback where he made 99 tackles and had four interceptions as a senior. Stewart also played a forward position in soccer and was the lead-off hitter and center fielder on the baseball team.

Stewart is a junior and is majoring in physical education.

WASHBURN ASSISTANT COACHES 1962-PRESENT

Danny Ackerman 1997-99
 Bill Bachman 1983-84
Eric Baker **1998-pr**
 Dennis Bean 1974-78
 Duke Benz 1967-68
 Travis Boulware 1985-86
 Dennis Caryl 1985-89
 Mark Clark 1982
 Bill Danenhauer 1985-89
Chad Dawson **1999-pr**
 Charlie Dieker 1984
 Dave DiMaggio 1984
 Larry Elliott 1966-73, 1983-84
 Mark Elliott 1985
Barry Galbraith **1999**
 Ray Glaze 1962
 John Harting 1963
 Ron Heck 1964-65

Keith Herlting 1983-84
 Glenn Jagodzinske 1981-82
 Clay Johnson 1971-77
 Bob Jones 1965
 Jack Keelan 1962
B.D. Kennedy **1991-pr**
 Gary Kershner 1964
 Brian Kramer 1985
 Marion McDonald 1962-63
 Mike McGraw 1979-81, 1984
 Jerry McMillan 1990
 Dale Neely 1962-63
 Bob Noblitt 1969-70
 David Noblitt 1971-74
 Rance Olson 1983-84
Dale Perine **1991-pr**
 Todd Rundle 1996-97
 Phil Ramsey 1964-65

Mike Rutherford 1984
 Tim Saylor 1966
Mike Schartz **1998-pr**
Tony Scollieri **1999-pr**
 Leon Shelinbarger 1964
 Norman Short 1962-63
 Ralph Smith 1963
 Jim Steele 1985
 John Strollo 1983
 Scott Swofford 1979-80
 Terry Szucs 1981-82
 Fred Thompson 1964
 Rodger Tiesing 1973
 Max VanLaningham 1978
 Steve Walter 1985-93
Andy Williams **1990-pr**
Kevin Wheeler **1999**

Numerical Roster

	NO.	NAME	POS	HT	WT	CL	CITY, STATE/PREVIOUS SCHOOL
Head Coach:							
Tony DeMeo	1	Chad Todd***	K	6-0	210	SR	Peculiar, Mo./Raymore-Peculiar HS
Assistant Coaches:							
Andy Williams,	2	Brandon Rainer**	FB	5-11	220	JR	Richmond, Texas/B.F. Terry HS
Dale Perine,	3	Corey Phipps***	LB	6-2	250	SR	Olathe, Kan./Olathe East HS
B.D. Kennedy,	4	Ted Remais***	DB	6-0	190	SR	Sarasota, Fla./Maine Central
Mike Schartz	5	Preston Taylor**	WR	6-1	195	SR	Medicine Lodge, Kan./McPherson Coll.
Graduate Assistant:							
Tony Scollieri	6	Colon McNeal**	WR	6-0	185	JR	Rosenberg, Texas/Lamar Consolidated
Eric Baker	7	Joe Banks***	WR	6-1	200	SR	Blue Springs, Mo./Blue Springs HS
Student Assistant:							
Chad Dawson,	8	Clarence Williams***	DB	6-0	190	SR	Junction City, Kan./Junction City HS
Barry Galbraith,	9	Joshua Johnson	RB	5-7	185	FRRS	Madisonville, Texas/Madisonville HS
Kris Stewart	10	Clint Guinn	DB	5-8	175	FRRS	Plano, Texas/Plano East HS
Kevin Wheeler							
Breakdown By Class:							
Seniors	11	Joe Corcoran	RB/DB	6-0	165	FR	Lecompton, Kan./Perry-Lecompton HS
Juniors	12	Dustin Hickel	QB	6-0	180	FR	Clafin, Kan./Clafin HS
Sophomores	13	Mike Edwards*	QB	6-2	200	JR	The Colony, Texas/The Colony HS
Redshirt Freshmen	14	Blake Meyer	DB	6-3	180	FR	Hoyt, Kan./Royal Valley HS
Freshmen	15	Garrett Wrecke*	DB	5-11	180	SO	Olathe, Kan./SM West HS
	16	Tyler Schuerman	QB	6-3	210	FRRS	Riverview, Fla./East Bay HS
	17	Kyle Fowler*	DB	6-0	185	SO	Medicine Lodge, Kan./Medicine Lodge HS
	18	Matt Jackson	DB	5-11	170	FR	Richmond, Texas/Lamar Consolidated HS
	19	Jeremy Potts**	DB	6-0	190	JR	Independence, Mo./Truman HS
	20	Dustin Cline	DB	6-0	180	FRRS	LaCrosse, Kan./Wyoming
Breakdown By State:							
Kansas	21	Darold Smith	DB	5-9	170	FRRS	Galveston, Texas/Ball HS
Texas	22	Darryl Humphrey	RB	5-10	190	FRRS	Needville, Texas/Needville HS
Missouri	23	Joe Camp***	HB	6-0	205	SR	Kansas City, Kan./SM North HS
Florida	24	Corey Crain*	HB	6-0	185	SO	Irving, Texas/Nimitz HS
Indiana	25	Patrick Hayes*	DB	5-9	185	SO	Winfield, Kan./Winfield HS
North Carolina	26	Antwuan Jones**	DB	5-8	195	SR	Topeka, Kan./New Century HS
Minnesota	27	David Tomassi	DB	5-11	175	SO	Mishawaka, Ind./Ottawa University
	28	Mike Stubblefield	DB	5-11	185	SR	Houston, Texas/Barbara Jordan HS
	29	Alex Barlow	DB	5-10	160	FRRS	Herington, Kan./Herington HS
	30	Ben Jacobs*	LB	6-3	220	SO	Kingwood, Texas/Marine Military Acad
Team Superlatives:							
Tallest							
Brian Wilson	31	Matt Federle	RB/HB	5-10	175	FR	Allen, Texas/Allen HS
Derek Young	32	Tyler Thomas	DB	5-11	180	FR	Flower Mound, Texas/Marcus HS
Jason Walters	33	Brian Peel	LB	5-10	200	FRRS	Topeka, Kan./Shawnee Heights HS
Darin Schroeder	34	Cody Snyder**	HB	5-11	195	JR	Auburn, Kan./Washburn Rural HS
Josh Frederick	35	Chris Simmons	DB	6-3	205	FRRS	Lancaster, Texas/Lancaster HS
Todd Harris	36	Kipp Connell	DB	5-11	195	FRRS	Clafin, Kan./Clafin HS
Chad Gordon	37	Josh Coller	DB	5-11	170	SO	Topeka, Kan./Independence CC
Tim Watts	38	Conor Mulcahy	DB	6-1	180	FRRS	Leawood, Kan./Rockhurst HS
Casey Mulcahy	39	T. J. McDaniel	DB	5-10	185	FRRS	Topeka, Kan./Shawnee Heights HS
Gerrad Hall	40	Darin Schroeder***	LB	6-4	240	SR	Blue Springs, Mo./Blue Springs HS
Lawrence Whittington							
Matt Durler	41	Ray Glaze	WR	5-10	185	FR	Topeka, Kan./Washburn Rural HS
Nick Smith	42	Travis Smith	FB	6-1	245	FRRS	Tivy, Texas/Tivy HS
	43	Kip Kraisinger	FB	6-0	200	FR	Clafin, Kan./Clafin HS
Shortest							
Joshua Johnson	44	Jonathan Mayes*	LB	5-11	230	SO	Carbondale, Kan./Santa Fe Trail HS
Clint Guinn	45	Ben Weber	WR	5-10	170	FRRS	Yates Center, Kan./Yates Center HS
Antwuan Jones	46	Dan Wilson**	LB	6-0	235	JR	Topeka, Kan./Hayden HS
Patrick Hayes	47	Eric Roth	P	6-3	200	SO	Paxico, Kan./Alma-Wabaunsee HS
	48	Reggie Jones*	FB	5-11	220	SO	DeSoto, Texas/DeSoto HS
	49	Clayton Otwell	LB	6-2	215	FRRS	Onaga, Kan./Onaga HS
	50	Jason Ross	LB	6-1	220	FRRS	Silver Lake, Kan./Silver Lake HS
Heaviest							
Brian Wilson	51	Jacob Barth	DE	6-2	225	FR	Manhattan, Kan./Manhattan HS
James Kent	53	Ryan Huske**	LB	5-11	240	JR	Silver Lake, Kan./Silver Lake HS
Jared Barge	54	Tim Watts	OL	6-4	270	FRRS	Topeka, Kan./Hayden HS
Anders Grove	55	Jared Barge***	OL	6-1	285	SR	Blue Springs, Mo./University of Missouri
Gerrad Hall	56	Billy Wolff**	OL	6-0	265	JR	Manhattan, Kan./Manhattan HS
	57	Brian Arellano	LB	6-0	215	FRRS	Newton, Kan./Newton HS
Lightest							
Joe Corcoran	60	Zeb Nelson	LB	6-0	205	JR	Frankfort, Kan./Highland CC
Darold Smith							
Josh Coller	61	Matt Bethel	OL	5-10	215	FR	Topeka, Kan./Washburn Rural HS
Ben Weber	62	Jermaine Smith*	OL	6-1	275	SO	Kansas City, Mo./Raytown South HS
Matt Jackson	63	Jason Walters	OL	6-6	275	FR	The Colony, Texas/The Colony HS
Joshua Morgan	64	Kevin Coffman*	OL	5-10	275	JR	Richmond, Texas/Lamar HS
Clint Guinn	66	Nick Naramore	OL	6-3	250	FRRS	Wichita, Kan./Northwest HS
David Tomassi	67	Kyle Lovelady	OL	6-3	235	SO	Olathe, Kan./Olathe South HS
Matt Federle	68	Nick Smith	OL	6-4	280	FR	Allen, Texas/Allen HS
	69	Chad Gordon*	DT	6-4	250	SO	Independence, Mo./Truman HS
	70	Anders Grove**	OL	6-3	285	JR	Grand Prairie, Texas/S. Grand Prairie HS

NO.	NAME	POS	HT	WT	CL	CITY, STATE/PREVIOUS SCHOOL
71	Ken Hartzell**	OL	6-2	270	JR	Topeka, Kan./Highland Park HS
72	Chris Garrett	OL	6-3	255	FR	Frisco, Texas/Frisco HS
73	Brian Wilson	OL	6-7	315	FRRS	Desoto, Texas/Desoto HS
74	James Kent	OL	6-0	290	FR	Topeka, Kan./Hayden HS
76	Gavin Donaldson	OL	6-1	280	FR	Arlington, Texas/Martin HS
77	Gerrad Hall	OL	6-4	285	FR	Topeka, Kan./Highland Park HS
78	Eric Tatum	OL	6-0	270	FRRS	Lancaster, Texas/Lancaster HS
79	Jeremy Harman	DT	5-11	240	SO	Topeka, Kan./Seaman HS
80	Zac Nally	WR	6-2	190	SO	Parsons, Kan./Parsons HS
81	Jason Stanhope	DL	5-11	225	FR	Topeka, Kan./Hayden Park HS
82	Joshua Morgan	WR	6-1	175	SO	Asheville, N.C./Valdosta State
83	Matt Durler	DL	6-4	240	FR	Dodge City, Kan./Dodge City HS
84	DaWight Benning	WR	6-1	210	FRRS	Houston, Texas/University of Oklahoma
85	Adam Toby	DT	6-1	245	FR	Centralia, Kan./Centralia HS
86	Lawrence Whittington	WR	6-4	210	FR	Richardson, Texas/Berkner HS
87	Travis Powell	DE	6-2	210	FR	Oskaloosa, Kan./Oskaloosa HS
88	Chris Whittle**	WR	6-1	200	JR	Garland, Texas/Berkner HS
89	Casey Mulcahy**	DE	6-4	250	JR	Leawood, Kan./Rockhurst HS
90	Derek Young*	DE	6-6	250	SO	Kansas City, Mo./Raytown HS
91	John Hoytal	LB/SS	6-3	215	FR	Topeka, Kan./Hayden HS
92	Josh Frederick*	DE	6-4	210	SO	Wichita, Kan./Wichita Heights HS
93	Larry Schembri	LB	6-1	210	FR	Flower Mound, Texas/Marcus HS
94	Todd Harris**	TE	6-4	255	JR	Brooklyn Park, Minn./South Dakota St
95	Buck Reuter***	DT	5-11	270	SR	Overland Park, Kan./SM South HS
96	Eric Taylor	DE	6-1	235	FRRS	Richardson, Texas/Berkner HS
97	Josh Honza	DE/LB	6-3	230	FR	Arlington, Texas/Martin HS
98	Rolly Gonzales*	DT	6-2	260	SO	Harlingen, Texas/Harlingen HS
99	Michael Kitchner	DT	6-0	265	FRRS	Sugar Land, Texas/Stephen F. Austin HS
	Dan Foster	DB	5-11	170	FR	Grapevine, Texas/Colleyville Heritage HS
	Joey Todd	K/P	5-11	190	FRRS	Peculiar, Mo./Raymore-Peculiar HS
	Andre Zandevakili	FB	5-9	185	FR	Garland, Texas/Berkner HS

*= No. of letters earned

In-Season Birthdays:

Andre Zandevakili	.9/2/81
Joshua Johnson	.9/7/80
Jared Barge	.9/9/77
Darryl Humphrey	.9/10/81
Joshua Honza	.9/16/81
Reggie Jones	.9/17/79
Zac Nally	.9/18/79
Kipp Connell	.9/19/80
Colon McNeal	.9/21/78
Clarence Williams	.9/22/77
Kip Kraisinger	.9/22/81
Brian Peel	.9/25/80
Gerrad Hall	.9/25/81
Kyle Fowler	.9/29/79
Joe Camp	.9/30/77
Joe Corcoran	.10/3/81
Dustin Hickel	.10/5/81
Ryan Huske	.10/7/78
John Hoytal	.10/8/81
Buck Reuter	.10/17/77
Jeremy Potts	.10/26/78
Clint Guinn	.10/26/80
Adam Toby	.10/27/81
Dustin Cline	.10/29/80
Anders Grove	.11/3/78
Chad Todd	.11/10/77
Nick Smith	.11/11/81



Alphabetic Roster

57	Brian Arellano	LB	79	Jeremy Harman	DT	49	Clayton Otwell	LB	27	David Tomassi	DB
7	Joe Banks	WR	94	Todd Harris	TE	33	Brian Peel	LB	63	Jason Walters	OL
55	Jared Barge	OL	71	Ken Hartzell	OL	3	Corey Phipps	LB	54	Tim Watts	OL
29	Alex Barlow	DB	25	Patrick Hayes	DB	19	Jeremy Potts	DB	45	Ben Weber	WR
51	Jacob Barth	DE	12	Dustin Hickel	QB	87	Travis Powell	DE	86	Lawrence Whittington	WR
84	DaWight Benning	WR	97	Josh Honza	DE	2	Brandon Rainer	FB	88	Chris Whittle	WR
61	Matt Bethel	OL	91	John Hoytal	LB	4	Ted Remais	DB	8	Clarence Williams	DB
23	Joe Camp	HB	22	Darryl Humphrey	RB	95	Buck Reuter	DT	73	Brian Wilson	OL
20	Dustin Cline	DB	53	Ryan Huske	LB	50	Jason Ross	LB	46	Dan Wilson	LB
64	Kevin Coffman	OL	18	Matt Jackson	DB	47	Eric Roth	P	56	Billy Wolff	OL
37	Josh Collier	DB	30	Ben Jacobs	LB	93	Larry Schembri	LB	15	Garrett Wrecke	DB
36	Kipp Connell	DB	9	Joshua Johnson	RB	40	Darin Schroeder	LB	90	Derek Young	DE
11	Joe Corcoran	RB	26	Antwuan Jones	DB	16	Tyler Schuerman	QB		Andre Zandevakili	FB
24	Corey Crain	HB	48	Reggie Jones	FB	35	Chris Simmons	DB			
76	Gavin Donaldson	OL	74	James Kent	OL	21	Darold Smith	DB			
83	Matt Durler	DL	99	Michael Kitchner	DT	62	Jermaine Smith	OL			
13	Mike Edwards	QB	43	Kip Kraisinger	FB	68	Nick Smith	OL			
31	Matt Federle	HB	67	Kyle Lovelady	OL	42	Travis Smith	FB			
	Dan Foster	DB	44	Jonathan Mayes	LB	34	Cody Snyder	HB			
17	Kyle Fowler	DB	39	T. J. McDaniel	DB	81	Jason Stanhope	DL			
92	Josh Frederick	DE	6	Colon McNeal	WR	28	Mike Stubblefield	DB			
72	Chris Garrett	OL	14	Blake Meyer	DB	78	Eric Tatum	OL			
41	Ray Glaze	WR	82	Joshua Morgan	WR	96	Eric Taylor	DE			
98	Rolly Gonzales	DT	89	Casey Mulcahy	DE	5	Preston Taylor	WR			
69	Chad Gordon	DT	38	Conor Mulcahy	DB	32	Tyler Thomas	DB			
70	Anders Grove	OL	80	Zac Nally	WR	85	Adam Toby	DT			
10	Clint Guinn	DB	66	Nick Naramore	OL	1	Chad Todd	K			
77	Gerrad Hall	OL	60	Zeb Nelson	LB		Joey Todd	K/P			

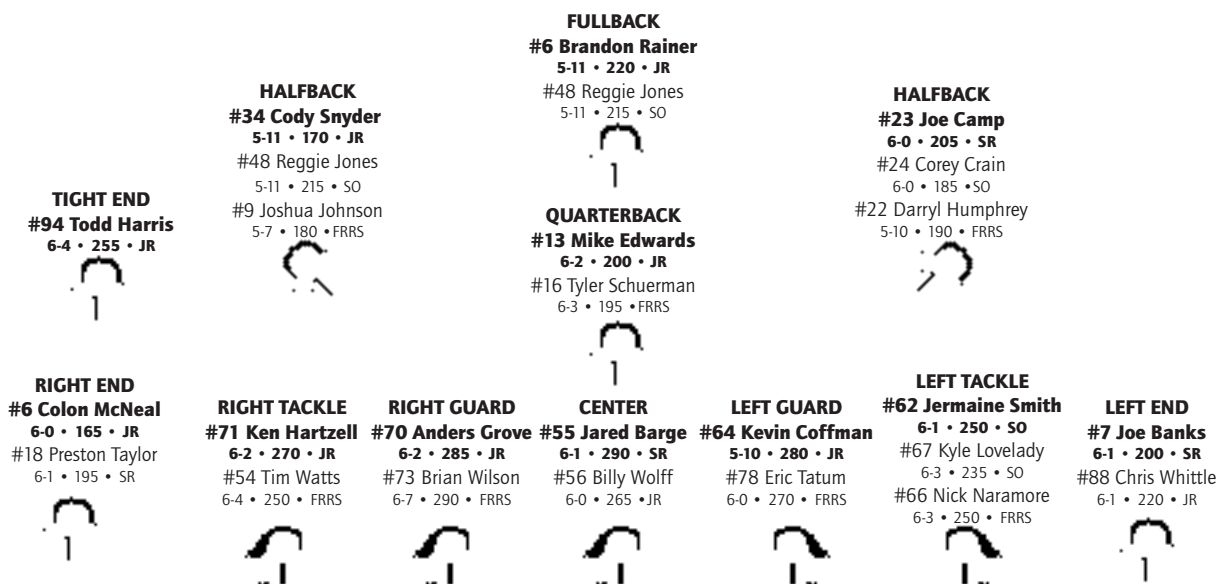
Pronunciation Guide

Players

Arellano	.r•REY•awno
Guinn	.Gwinn
Mulcahy	.mul•KAY•ee
Rainer	.RAIN•er
Remais	.RAY•mus
Reuter	.Rooter
Schembri	.SCHIM•bree
Tomassi	.tow•MASI
Wrecke	.WRECK•ee
Zandevakili	.zan•DEV•a•key•lee

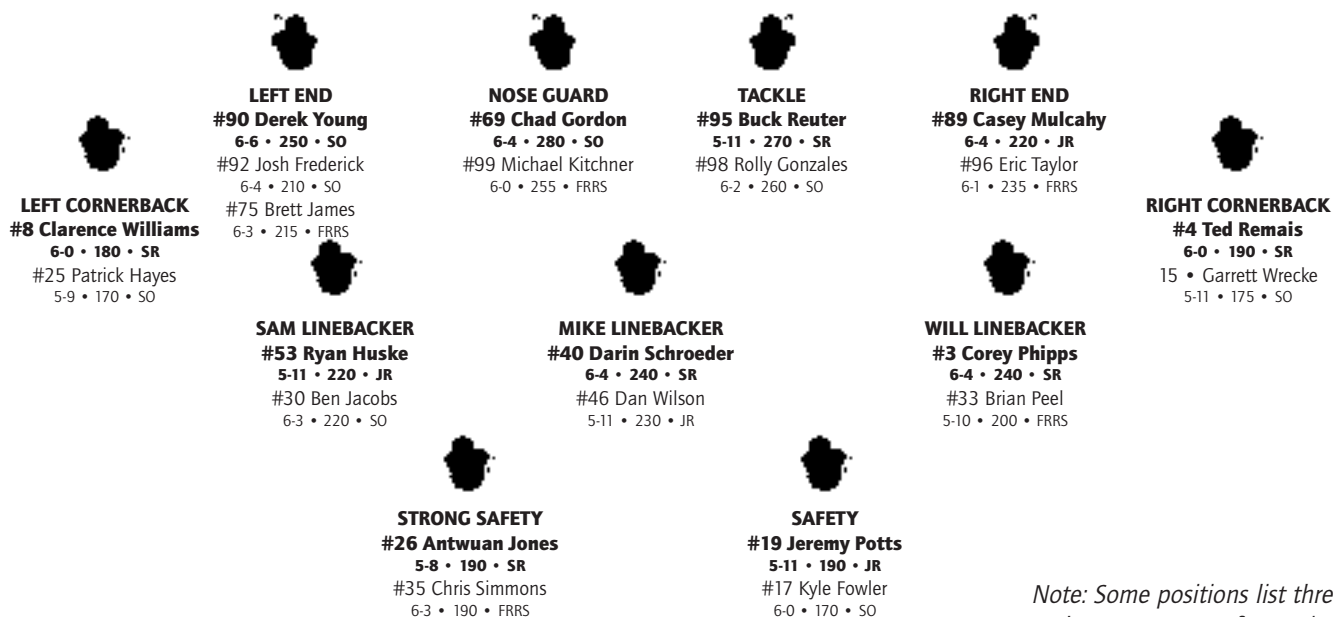
Washburn Offense

Multi-bone



Washburn Defense

4-3



*Note: Some positions list three.
Two-deep not set as of presstime.*

SPECIALISTS

PLACEKICKER
#1 Chad Todd
6-0 • 210 • SR

HOLDER
#13 Mike Edwards
6-2 • 200 • JR

PUNTER
#47 Eric Roth
6-3 • 200 • SO

DEEP SNAPPER
#67 Kyle Lovelady
6-3 • 235 • SO

PUNT RETURN
#22 Darryl Humphrey
5-10 • 190 • FRRS
#25 Patrick Hayes
5-9 • 170 • SO
#12 Colon McNeal
6-0 • 165 • JR

KICKOFF RETURN
#24 Corey Crain
6-0 • 185 • SO
#9 Joshua Johnson
5-7 • 185 • FRRS
#12 Colon McNeal
6-0 • 165 • JR

By Gene Cassell
Washburn Sports Information Director

TOPEKA - If the Washburn Ichabod football team could devise a way to sell and market optimism, the first team of the new millennium would make a mint.

Coming off its first winning season since 1988 and finishing the 1999 campaign 6-5, 4-5 MIAA mark, the Ichabods are primed and ready to improve on last season's accomplishments and move up the MIAA ladder.

The Ichabods tied for fifth in conference play, a height Washburn has attained only once since 1990 after joining the league and the NCAA in 1989.

"Finishing in the upper half of the conference is a big step for us," said sixth-year head coach Tony DeMeo. "We're pleased with last year, but we can do better."

Last season was DeMeo's first class of fifth-year student-athletes, and his practice of red-shirting incoming freshmen really showed to pay dividends for the Ichabods.

"We had developed depth on the field," said DeMeo. "We were playing with four full classes on the field and our depth helped us with our increased numbers in the MIAA giving us the chance to compete."

The numbers are up again this season entering fall drills. The current roster entering the fall practice, which starts on Aug. 8, lists 104 Ichabods coming to camp.

With the Ichabods returning 15 starters and 42 lettermen, numbers are not the only thing that is up, confidence is up as well.

Now that the Ichabods have again tasted the success for the first time in 11 seasons, they are preparing to have back-to-back winning seasons for the first time since the 1987 and 1988 campaigns when the Ichabods went 6-5 and 7-4 respectively. The latter season was the Ichabods' last appearance in postseason when they lost to Arkansas-Monticello 20-13, in the NAIA quarterfinals.

The Offense

The offense returns everyone minus wide receiver Marc Nardella and Barry Galbraith at the skill positions on offense that averaged 398 yards per game. With this experience returning for the Ichabods, expectations are high. The Ichabods are entering the 2000 season with a new quick-paced offense looking to speed up tempo and average more plays a game, controlling the football and adding a more attacking style oriented offense.

"We're going to let the offense evolve to our new quarterbacks," said DeMeo.

Washburn was third in the MIAA in total offense, third in pass offense with 210 yards per game and fifth in rush

offense with 188 yards per game.

Quarterbacks

The biggest question mark entering the 2000 season for the Ichabods on offense is the quarterback position. Gone is Barry Galbraith, who left the Ichabods as the fifth-leading passer in Ichabods' history with 2,684 yards. Galbraith also tallied 2,540 yards of total offense as a senior, a new Washburn record.

From an experience standpoint, junior Mike Edwards has the nod to start out the season, but redshirt freshman Tyler Schuerman had a great spring and will see playing time behind Edwards with DeMeo using the "two-headed" quarterback attack.

"We are blessed with two great quarterbacks," said DeMeo. "Mike has the most experience and has a big, strong powerful arm. Tyler is explosive. He is further along than any freshman quarterback after spring drills than

any quarterback we have had here."

DeMeo said they are both going to see playing of time and they have to take advantage of each quarterback's skills.

Receivers

The Ichabods will have plenty of feet to help replace Marc Nardella's graduation. Nardella was the Ichabods leading receiver the past two years, and he leaves Washburn as the No. 3 receiver all-time in yards and receptions with 2,080 and 119 respectively.

Senior Joe Banks returns to one wideout at starter. Banks caught the game-winning touchdown against Missouri Southern to put the Ichabods up 35-28 with 2:04 left in the game to secure the 'Bods first 3-0 start since 1988. Banks recorded 16 receptions for 594 yards last season averaging 15.6 per catch.

"Joe is healthy coming into the season after a leg injury slowed him to start the '99 season," said DeMeo. "He has developed into our deep ball threat, and he is stronger than last season as well."

Joining Banks will be junior Colon McNeal. McNeal has speed to burn and DeMeo said he has improved his route running skills. He is healthy to start the season after a hamstring hampered his sophomore season.

Senior Chris Whittle will be in the mix in the receiver rotation. Whittle pulled down 19 receptions for 266 yards last season.

"Whittle has great feet and tremendous hands," said DeMeo. "He is a real technician on his route running and does a great job of getting open."

Senior Preston Taylor is the "can-do-it-all" winner for the Ichabods. Listed at No. 2 on the receiving depth chart, Taylor can play at receiver, quarterback and running back. He had a great spring at wide receiver.

Another senior who will play a versatile role for the Ichabods is senior Todd Harris. Harris is listed at tight end, and he gives the Ichabod quarterbacks a big target off the line. He will also be used as a run blocker coming out of the backfield. Harris will also see time on the defensive line in a limited roll.

Running Backs

The big man in the backfield for the Ichabods will be junior fullback Brandon Rainer. Rainer was an honorable mention all-MIAA selection after rushing for 619 yards in 10 games, scoring six touchdowns.

"Rainer gives us a guy who can control first downs with his strength to go inside, but the speed to bounce outside," said DeMeo. "He has improved his pass catching ability in the spring and has improved his blocking skills as well."

Joining Rainer in the backfield is junior halfback Cody Snyder. Snyder was second on the Ichabods in rushing with 432 yards, receiving with 463 yards, scoring with eight touchdowns. He averaged 81.4 yards per game in all-purpose yards.

Senior Joe Camp will start at the other halfback. Camp rushed for 232 yards and pulled in 13 receptions for 166 yards. Camp is coming off shoulder surgery, but will be ready to go full speed at the start of fall practice.

Sophomore Reggie Jones will get playing time at the fullback and halfback positions. Jones rushed for 118 yards last season.

"When Reggie runs at halfback, he is powerful," said DeMeo. "He has the strength of a fullback and the speed of a halfback. He is going to compliment Rainer at fullback."



Sophomore Corey Crain and redshirt freshmen Darryl Humphrey and Joshua Johnson will also see time at halfback as well as on special teams as returners.

Offensive Line

Anchoring the offensive line will be honorable mention all-MIAA selection senior, Jared Barge. Barge is a dominant force at center who has gained strength from last year increasing his bench up to 500 pounds.

Junior Anders Grove returns to his right guard spot after starting all 11 games last season. At the other guard is junior Kevin Coffman. Coffman had a good spring and has improved his blocking.



The right tackle has new look with the graduation of Joey Hoytal and the addition of Ken Hartzell. Hartzell is making the switch from nose guard on the defensive side of the ball.

The left tackle will be Jermaine Smith. Smith played in six games last season on the line and on special teams.

Depth on the offensive line will be at a new high. From right tackle to left will be redshirt freshmen Tim Watts, and Brian Wilson. Behind Barge is junior Billy Wolff. At left guard is redshirt freshman Eric Tatum and at left tackle will be sophomore Kyle Lovelady and redshirt freshman Nick Naramore.

"We lose experience on the offensive line, but we are stronger and more physical than we have ever been," said DeMeo.

The Defense



The Ichabod defense returns seven starters and four others who saw significant playing time.

Washburn's defense is looking to improve on its allowing 340 yards per game last season, the seventh best in the MIAA. The Ichabod defense gave up 151 yards per game in the air, fifth in the MIAA and 189 yards per game on the ground, seventh in the MIAA.

The Ichabods did allow a MIAA second-best 168 opponent first downs, trailing Pittsburg State's 154.

Defensive Line

The front four of sophomores Derek Young at left end and Chad Gordon at nose guard join returning starter senior Buck Reuter at defensive tackle and spot starter junior Casey Mulcahy at right end to form a strong and experienced front line.

"As a group, the defensive line is the strongest and toughest we've had," said DeMeo. "Reuter is primed for a big season and provides us with so much senior leadership on the defense."

"We have more depth than we have ever had and that allowed Hartzell's move to the offensive line."

Sophomores Josh Frederick at left end and Rolly Gonzales at defensive tackle along with the new additions of redshirt freshmen Michael Kitchner at nose guard and Eric Taylor at right end will give the Ichabods experienced backups across the defensive line.

Linebackers

The Ichabods return depth and experience at the linebacker's position. Leading the corps is second team all-MIAA selection senior weakside linebacker Corey Phipps. Phipps led the Ichabods with 112 tackles, including

57 solos stops. His 18 tackles for loss of 79 yards set a new Washburn mark. Phipps has increased his speed to 4.6 in the 40-yd dash.

"Corey will only get better," said DeMeo. "We're going to do exciting things with Corey this season using his speed to our advantage."

In the center is senior middle linebacker Darin Schroeder. Schroeder finished third on the team with 61 tackles. Schroeder had a solid spring and has good range in the center of the defense.

The strong side linebacker is junior Ryan Huske. Huske stepped into the starting role to record 31 tackles after Jerome Bobbitt went down with an injury.

Behind the front three will be sophomore Ben Jacobs at SAM linebacker, junior Dan Wilson at MIKE linebacker and redshirt freshman Brian Peel at the WILL spot.

Also in the mix is sophomore Jonathan Mayes, redshirt freshman Jason Ross and junior Zeb Nelson, who will all see time on special teams.

Secondary

The secondary returns three starters and another who gained a lot of playing experience last season.



At one corner is senior Ted Remais. Remais led the Ichabods with three interceptions and nine pass breakups. The other corner will be manned by senior Clarence Williams. Williams settled into the cornerback slot with his best spring while at Washburn.

At safety is junior Jeremy Potts. Potts was second on the team last season with 76 tackles. He also recorded seven tackles for loss

from his secondary position.

"Potts had an outstanding year and a great spring," said DeMeo. "He is an all-MIAA type of safety."

Coming into a starting role in the strong safety position is senior Antwan Jones. Jones played in 11 games last season in passing situations for the Ichabods.

Adding depth to the secondary will be sophomores Patrick Hayes and Garrett Wrecke at cornerback, and sophomore Kyle Fowler and redshirt freshman Chris Simmons at the safety spots.

Special Teams

The kicking game for the Ichabods should be in good hands this season with experience coming back at the kicker and punter positions. Senior Chad Todd will be back for his fourth year handling the kicking and place kicking duties for the Ichabods and sophomore Eric Roth will handle the punting chores after a strong "true" freshman season.

Todd connected on 10-20 field goals last season. Todd's 29 career field goals are only six short of snapping Nick Kresic's mark.

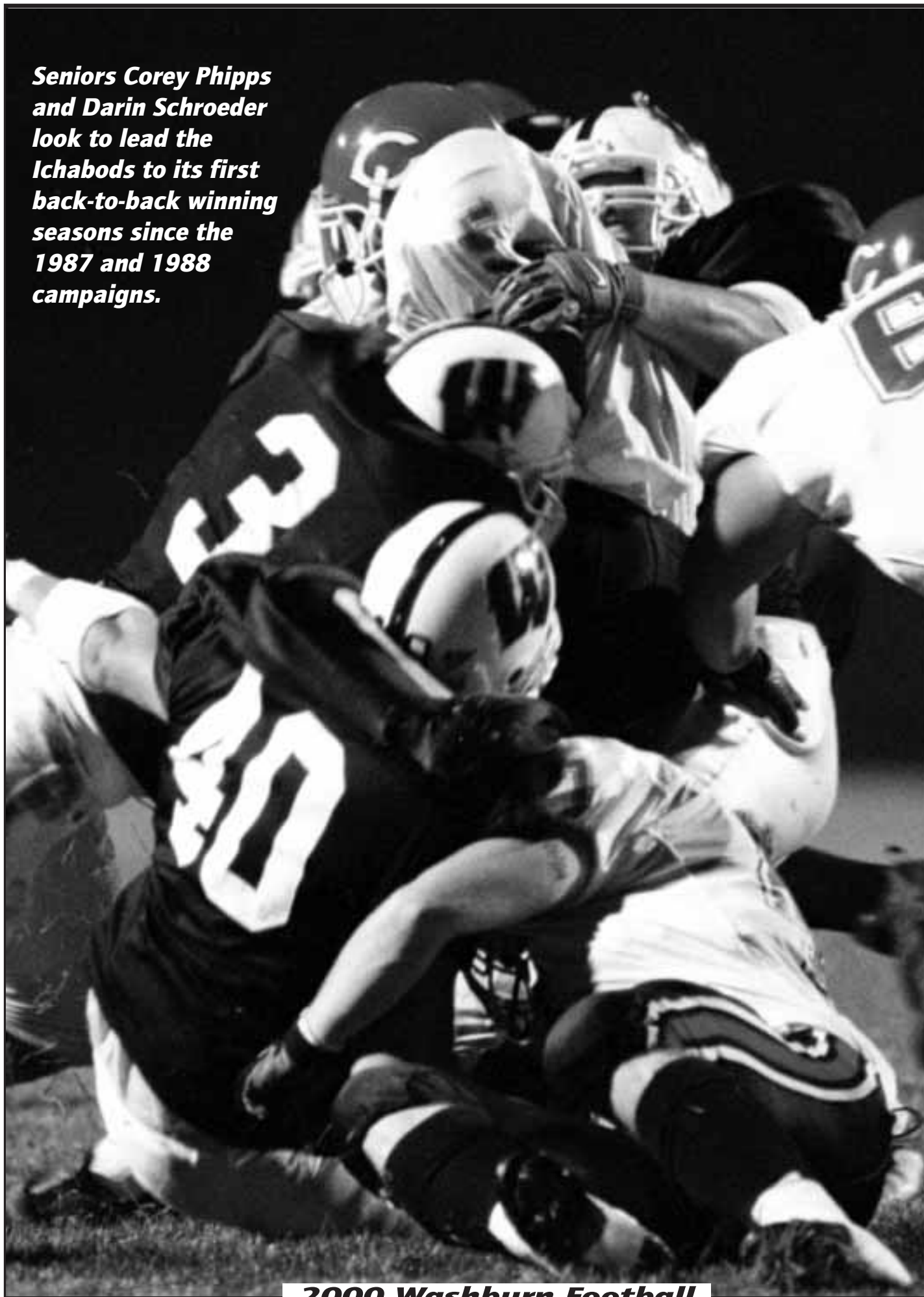
Roth averaged 37.3 yards per punt during his freshman campaign. His 34.2 net yards per punt was the second-best in the MIAA.

Returning punts and kickoffs will be a combination of Hayes, Crain, Johnson and Humphrey as well as McNeal.

Crain led the MIAA in kickoff returns averaging 32.5 yards a return, including a 97-yd return against Missouri Southern. McNeal was fourth in the MIAA in punt returns and seventh in kickoff returns with averages of 9.1 and 19.1 respectively. DeMeo noted McNeal would be used less in a returner capacity to save him for plays at wide receiver.



***Seniors Corey Phipps
and Darin Schroeder
look to lead the
Ichabods to its first
back-to-back winning
seasons since the
1987 and 1988
campaigns.***



57 BRIAN ARELLANO

6-0 • 215 • FRESHMAN-RS • LB
NEWTON, KAN. • NEWTON HS



DeMeo's Viewpoint: "A good solid linebacker who will see a lot of time on special teams."

At Washburn: Will add depth to linebackers and special teams this season.

1999: Sat out the season as a redshirt.

Background: Was a member of the all-conference second team as a linebacker as a junior and a first team selection as a senior. Was

also a first team punter after junior and senior campaigns. Named team defensive MVP following junior and senior seasons and captain his senior year. Also played baseball where he was honorable mention DH and senior captain. A member of the National Honor Society and honor roll.

Personal: Born on Feb. 6, 1981. Son of Jim and Stacy Arellano. Majoring in criminal justice.



7 JOE BANKS

6-1 • 200 • SENIOR • WR
BLUE SPRINGS, MO. • BLUE SPRINGS HS



DeMeo's Viewpoint: "A go-to receiver in the clutch. An excellent blocker who made some huge catches in 1999. A great team leader."

At Washburn: Will be returning starter at wide receiver for the Ichabods.

1999: Had 16 receptions for 305 yards including a 50-yard touchdown reception in the closing minutes vs. Missouri Southern.

Named to the MIAA Commissioner's Honor Roll.

1998: Caught 22 passes for 289 yards as the Ichabods second leading receiver last season. Totaled 52 yards on four catches against Emporia State. Named to the MIAA Commissioner's Honor Roll.

1997: Appeared in all 11 games as a redshirt freshman in 1997. Did not catch a pass but provided crucial blocking in his appearances.

1996: Sat out the season as a redshirt.

Background: Participated in football, baseball and track for Blue Springs HS. A three-year all-conference and all-area selection who surpassed 1,000 receiving yards during his career. Also a two-time pick as a Top Eleven performer. As a senior, caught a career-high 35 passes while serving as a team captain. Was a member of the 1992 team that won the state championship. Member of the National Honor Society and a four-year member of the principal's honor roll. Listed in Who's Who.

Personal: Born Feb. 27, 1978. Son of Wally and Linda Hisle. Majoring in biology.

• Banks at Washburn •

Receiving	No.	Yds	Avg	TD	Long
1997	0	0	0	0	0
1998	22	289	13.1	1	27
1999	16	305	19.1	3	50
Totals	38	594	15.6	4	50

55 JARED BARGE

6-1 • 285 • SENIOR • OL
BLUE SPRINGS, MO. • UNIV. MISSOURI



DeMeo's Viewpoint: "A dominate center and great leader with excellent pass protecting skills. The first person at Washburn to bench 500 pounds."

At Washburn: Started at center for the Ichabods last season. One of the team's strongest players, benching over 500 pounds and squatting more than 500 pounds.

1999: Anchored an offensive line that propelled Washburn offense into conference leaders. Passing offense was second in the MIAA and third in total offense.

1998: Moved from tackle to center for the 1998 season. Starter on offensive line that help set numerous offensive records. Named

Senior Joe Banks (left) pulls in a catch against Central Missouri. Banks had the go-ahead reception against Missouri Southern in the 'Bods 35-28 win.



Senior Jared Barge (left) anchors an offensive line that finished second in the MIAA in total offense in 1999.

ter in track. Was a member of the honor roll as well.

Personal: Born Feb. 16, 1980. Son of Tom and Sandy Barth. Majoring in history with a teaching emphasis.

23 JOE CAMP

6-0 • 205 • SENIOR • HB
KANSAS CITY, KAN. • SHAWNEE
MISSION NORTH HS



DeMeo's Viewpoint: "A solid senior. Has good hands and improved his speed in the spring. A powerful runner and excellent blocker."

At Washburn: Starting this season at halfback after a successful junior campaign.

1999: Ichabods' fifth leading rusher with 232 yards on 56 carries. Also averaged 12.8 yards per reception gaining 166 yards and 13 catches. Scored two touchdowns against SBU in 36-0 route on Metro Sports. Named to MIAA Commissioner's Academic Honor Roll

1998: Moved to starting halfback during the season. Rushed for 250 yards on 49 carries for the Ichabods, scoring one touchdown.



Carried the ball seven times for 54 yards against Emporia State. Named to MIAA Commissioner's Academic Honor Roll

1997: Rushed for 81 yards on 15 carries and two touchdowns as a freshman. Scored his first collegiate touchdown on a two-yard run against Fort Hays State. Scampered for a 20-yard scoring run against Mo. Southern. Ap-

peared in seven games behind starting fullback Darren Heer.

1996: Sat out the season as a redshirt.

Background: Participated in football and track for Shawnee Mission North HS. Earned all-county, all-league, all-metro and all-district honors while playing running back, cornerback and punter. As a senior, had 139 carries for 1,000 yards and 10 catches.

Senior Joe Camp (above) recorded nine rushes for 58 yards and grabbed two receptions for 25 yards and two touchdowns against Southwest Baptist in an Ichabods' 36-0 route on Metro Sports.

to the all-MIAA team as an honorable mention pick.

1997: Joined the Ichabods after beginning his career at the University of Missouri. Played four games on the offensive line as a freshman.

1996: Redshirted at the University of Missouri.

Background: A two-time all-state selection at Blue Springs High. Played on the 1992 state championship team. Was a state champion in the shot put at Blue Springs.

Personal: Born on Sept. 9, 1977. Son of Larry and Mary Barge. Majoring in physical education.

29 ALEX BARLOW

5-10 • 160 • FRESHMAN-RS • DB
HERRINGTON, KAN. • HERRINGTON HS



DeMeo's Viewpoint: "A good all-around player who will add depth on special teams and at cornerback."

At Washburn: Good cover back with excellent speed.

1999: Sat out the season as a redshirt.

Background: Named to the all-KD county team in 1998. Played defensive back and quarterback at Herrington High. Also participated in basketball, track and baseball.

Personal: Born on Feb. 8, 1981. Son of Eddie and Barbara Barlow. Undecided on major.

51 JACOB BARTH

6-2 • 225 • FRESHMAN-RS • DE
MANHATTAN, KAN. • MANHATTAN HS



DeMeo's Viewpoint: "Had a good spring. Will add depth to special teams."

At Washburn: Will add depth to special teams and defensive secondary.

1999: Sat out the season as a redshirt.

Background: Was captain of the Manhattan football team and a two-time letterman in football and basketball and earned a single let-

es for 121 yards. As a jumper and sprinter for the track team, was a state medalist who earned all-district honors. Member of the National Honor Society and is a Kansas Honor Scholar.

Personal: Born Sept. 30, 1977. Son of Gene and Ruby Camp. Majoring in physical education.

• *Camp at Washburn* •

	Rushing No.	Yds	Avg	TD	Long	Rec	Yds	Avg	TD	Long
1997	15	81	5.4	2	20	2	-9	-4.5	0	0
1998	49	250	5.1	1	26	11	139	11.8	1	30
1999	56	232	4.1	2	25	13	166	16.6	1	34
Totals	120	563	4.7	5	26	26	296	11.4	2	34

64 KEVIN COFFMAN

5-10 • 270 • SOPHOMORE • OL
RICHMOND, TEXAS • LAMAR
CONSOLIDATED HS



DeMeo's Viewpoint: "Had an outstanding spring. Expecting big things. Has good speed and quickness and improved pass blocking in the spring."

At Washburn: Broke spring practice as the starting left guard.

1999: Appeared in three games last season.

1998: Sat out the year as a redshirt.

Background: Started his career at Tyler Junior College in Texas. A 1997 graduate at Lamar Consolidated High where he played guard and defensive tackle.

Personal: Born on April 9, 1979. Son of Willie Hayes and Betty Jean Coffman. Majoring in computer information systems.

36 KIPP CONNELL

5-11 • 195 • FRESHMAN-RS • DB
CLAFLIN, KAN. • CLAFLIN HS



DeMeo's Viewpoint: "Had a great spring with unlimited potential at strong safety. A big hitter with a great future at Washburn."

At Washburn: Will play in the defensive backfield and special teams.

1999: Sat out the season as a redshirt.

Background: Named to all-league team all four years, earning Player of the Year honors in 1998. Most Valuable Offensive Player Class 2-1A last season. Named to the all-state team in both the Topeka Capital Journal and Wichita Eagle. Rated top 11 in state of Kansas. Team Captain on State Championship team. Holds Kansas single game (488 yards), single season rushing records (3,382 yards) and tied DeAngelo Evans' record with 50 touchdowns as a senior.

Personal: Born on Sept. 19, 1980. Son of Mark and Kim Connell. Undecided on major.



24 COREY CRAIN

6-0 • 185 • SOPHOMORE • HB
IRVING, TEXAS • NIMITZ HS



DeMeo's Viewpoint: "An explosive runner and kick returner. Had an outstanding spring. Can score every time he touches the ball."

At Washburn: An excellent returner, will see time with return units on special teams and at halfback.

1999: Ichabods' fourth leading rusher with 234 yards on 24 carries averaging 9.8 per carry. Recorded a 66-yard touchdown run in season opener against Wisconsin-LaCrosse and returned a kickoff 97 yards for a touchdown against Missouri Southern. It was the second longest return in school history. Also had three receptions for 37 yards.

1998: Sat out the season as a redshirt.

Background: First team all-district tailback at Nimitz High under head coach Mike Farda. Rushed for 1,250 yards as a senior. Also was a second team all-district cornerback. Ran a 10.6 100-meter dash as a senior.

Personal: Born May 11, 1979. Son of Richard Crain and Marylyn Crain. Majoring in corrections.

• *Crain at Washburn* •

	Rushing No.	Yds	Avg	TD	Long	Rec	Yds	Avg	TD	Long
1999	24	235	9.8	2	66	3	37	3.7	0	25
Totals	24	235	9.8	2	66	3	37	3.7	0	25

Kick-off / Punt Returns

	KOR	Yds	Avg	Long	TD	PR	Yds	Avg	Long	TD
1999	10	325	32.5	97	1	0	0	0	0	0
Totals	10	325	32.5	97	1	0	0	0	0	0

13 MIKE EDWARDS

6-2 • 200 • JUNIOR • QB
THE COLONY, TEXAS • THE COLONY HS



DeMeo's Viewpoint: "Looking for a big year from Mike. He's paid his dues as a backup. Has a real live arm and is a good runner."

At Washburn: Split time last season at quarterback before suffering season-ending injury against Southwest Baptist. This season he enters as the Ichabods' starting quarterback.

1999: Completed four passes for 43 yards last season rushing for 75 yards on 13 carries. Also scored on a two-point conversion.

1998: Saw limited playing time as the third team quarterback.

1997: Sat out as a redshirt.

Background: Named all-district at both quarterback and strong safety at The Colony High under head coach Tommy Briggs. Fourth in the district in rushing as a senior at QB. Player of the Week by the *Fort Worth Star-Telegram*.

Personal: Born April 5, 1979. Son of Jim and Ann Edwards. Majoring in mass media.

• *Edwards at Washburn* •

Passing	C	A	Int	Pct.	Yds	TD	Long	Avg/C
1999	4	7	0	57.1	43	0	25	8.6
Totals	4	7	0	57.1	43	0	25	8.6

Rushing	No.	Yds	Avg	TD	Long
1999	13	75	5.8	0	35
Totals	13	75	5.8	0	35

17

KYLE FOWLER

6-0 • 185 • SOPHOMORE • DB
MEDICINE LODGE, KAN. • MEDICINE LODGE HS



DeMeo's Viewpoint: "Had an excellent spring at safety. Will see playing time on special teams and defensive secondary."

At Washburn: Marked for time at safety and on special teams.

1999: Recorded five total tackles, with four solo stops.

1998: Sat out the season as a redshirt.

Background: A two-time All-Central Plains League football performer at Medicine Lodge High under head coach Buddy Taylor. Also was a guard on the 1997 state championship basketball team. As a second baseman, helped the baseball team to a fourth place state finish.

Personal: Born Sept. 29, 1979. Son of Jeff and Nola Fowler. Majoring in history.

• *Fowler at Washburn •*

Tackles	UT	AT	Tot	PBU	TFL	S/YL	FF	FR	INT
1999	4	1	5	0	0	0/0	0	0	0
Totals	4	1	5	0	0	0/0	0	0	0

98

ROLLY GONZALES

6-2 • 260 • SOPHOMORE • DT
HARLINGEN, TEXAS • HARLINGEN HS



DeMeo's Viewpoint: "Had a solid freshman season. A good pass rusher and is tough on the run."

At Washburn: Should contend for a lot of playing time this season on the defensive line.

1999: Appeared in 10 games with 10 tackles including on for a six-yard loss.

1998: Sat out the season as a redshirt.

Background: Named second team Associated Press and Sports Writers' all-state as a senior at Harlingen High under head coach Bret Boyd. Selected the district defensive most valuable player. Named all-Valley League.

Personal: Born on Dec. 2, 1979. Son of Paula and the late Alonzo Gonzales. Majoring in physical education.

• *Gonzales at Washburn •*

Tackles	UT	AT	Tot	PBU	TFL	S/YL	FF	FR	INT
1999	4	6	10	0	1/6	0/0	0	0	0
Totals	4	6	10	0	1/6	0/0	0	0	0

69

CHAD GORDON

6-4 • 250 • SOPHOMORE • DT
INDEPENDENCE, MO. • TRUMAN HS



DeMeo's Viewpoint: "Had tremendous improvement in the spring. Is very quick and aggressive on the line."

At Washburn: Finished spring drills as the starting nose guard.

1999: Recorded 18 total tackles including five for loss of 15 yards.

1998: Sat out the season as a redshirt.

Background: Named all-state as an offensive lineman for Truman High under head coach Tom Kivett. Also named all-metro, all-conference and all-area.

Personal: Born June 16, 1979. Son of Tod and Theresa Gordon. Majoring in law enforcement.

• *Gordon at Washburn •*

Tackles	UT	AT	Tot	PBU	TFL	S/YL	FF	FR	INT
1999	10	8	18	0	5/15	0/0	0	0	0
Totals	10	8	18	0	5/15	0/0	0	0	0

70

ANDERS GROVE

6-3 • 285 • JUNIOR • OL
GRAND PRAIRIE, TEXAS • S. GRAND PRAIRIE HS



DeMeo's Viewpoint: "Had an excellent sophomore season as a starter. Has all-league potential. A powerful run blocker."

At Washburn: A physically strong offensive lineman, who will start on the offensive line again this season.

1999: Started at right guard for an offensive line that was third in the MIAA in total offense and second in pass offense.



1998: Saw action on the offensive line and on special teams.

1997: Sat out the season as a redshirt.

Background: All-district offensive lineman from Grand Prairie High outside of Dallas. Three-time state wrestling qualifier and district champion. Member of the Honor Society and senior class president.

Personal: Born Nov. 3, 1978. Son of Robert Grove and Anna West. Majoring in finance.

10 CLINT GUINN

5-8 • 175 • FRESHMAN-RS • DB
PLANO, TEXAS • PLANO EAST HS

DeMeo's Viewpoint: "Had a good spring until injuring ACL. Will be back for second half of season."

At Washburn: Will be on the shelf until middle of season after rehabilitating a knee injury.

1999: Sat out the season as a redshirt.

Background: Threw for 10 touchdowns and ran for 23 touchdowns at Plano East in 1998. First quarterback in team history to run for more than 200 yards. Was named all-district offensive player of the year.

Personal: Born on Oct. 26, 1980. Son of Gary and Cindy Guinn. Majoring in physical education.

79 JEREMY HARMAN

5-11 • 240 • SOPHOMORE • DT
TOPEKA, KAN. • SEAMAN HS



DeMeo's Viewpoint: "Has excellent strength, a hard worker in the weight room who will add depth to the defensive line."

At Washburn: Will add depth on the defensive line for the Ichabods.

1999: Practiced but did not appear in games.

1998: Sat out the season as a redshirt.

Background: Graduate of Seaman High in Topeka where he played for coach Bill Lowe. Received the Schultz Business Scholarship at Seaman.

Personal: Born on Jan. 6, 1980. Son of Rodney and Karen Harman. Majoring in management.

94 TODD HARRIS

6-4 • 255 • JUNIOR • TE
BROOKLYN PARK, MINN. • SOUTH DAKOTA STATE



DeMeo's Viewpoint: "An excellent tight end with good hands and runs good routes. Adds another dimension to offense. Will also see time at defensive end."

At Washburn: Returns for his third season at tight end for the Ichabods.

1999: Grabbed two passes for 27 yards including a 25-yard reception against

Missouri-Rolla.

1998: Caught one pass for seven yards.

Background: A transfer from South Dakota State University. Played tight end for the Jackrabbits. Lettered in three sports at

Totino-Grace High in Brooklyn Park, Minn. Was an all-conference selection.

Personal: Born Dec. 21, 1978. Son of Melvin and Donna Harris. Majoring in mass media.

• *Harris at Washburn* •

Receiving	No.	Yds	Avg	TD	Long
1998	1	8	8	0	8
1999	2	27	13.5	0	25
Totals	3	35	11.6	0	25

71 KEN HARTZELL

6-2 • 270 • JUNIOR • OL
TOPEKA, KAN. • HIGHLAND PARK HS



DeMeo's Viewpoint: "A very aggressive and physical offensive tackle. Has an excellent year ahead of him."

At Washburn: Making the move to offensive line after playing defensive tackle last season.

1999: Recorded 42 tackles including five for loss totaling eight yards. Also recovered a fumble and a half sack.

1998: Made 18 tackles and one sack in his first season for the Ichabods.

Background: Transferred to Washburn from Coffeyville (Kan.) Community College. All-Class 5A performer at Highland Park. Played both offensive and defensive tackle. Name all-league and all-city. State wrestling champion in Class 5A.

Personal: Born on March 4, 1978. Son of Ken Hartzell, Sr. and Pam Levandnski. Majoring in history.

• *Hartzell at Washburn* •

Tackles	UT	AT	Tot	PBU	TFL	S/YL	FF	FR	INT
1998	9	9	18	0	1/2	1/1	0	0	0
1999	10	32	42	0	5/8	.5/1	0	1	0
Totals	19	41	60	0	6/10	1.5/2	0	1	0

25 PATRICK HAYES

5-9 • 185 • SOPHOMORE • DB
WINFIELD, KAN. • WINFIELD HS



DeMeo's Viewpoint: "Made smooth switch from halfback to defensive back. Will see time returning kicks and punts. A great hitter with great speed."

At Washburn: Making a switch from halfback to cornerback.

1999: Made impact on special teams returning punts and kickoffs. Averaged 16.4 yards a kick return.

1998: Sat out the season as a redshirt.

Background: Named first team all-Class 5A as a senior at Winfield High under head coach Don Deaton. Also named first team All-Ark Valley League after rushing for 1,319 yards and 11 touchdowns as a senior. Was the state Class 5A wrestling champion.

Personal: Born Dec. 7, 1979. Son of Jim and Kris Hayes-York. Majoring in physical education.

• Hayes at Washburn •

Rushing No.	Yds	Avg	TD	Long	Rec	Yds	Avg	TD	Long	
1999	7	27	3.9	0	7	1	5	5	0	5
Totals	7	27	3.9	0	7	1	5	5	0	5

Kick-off / Punt Returns

	KOR	Yds	Avg	Long	TD	PR	Yds	Avg	Long	TD
1999	5	82	16.4	21	0	2	3	1.5	7	0
Totals	5	82	16.4	21	0	2	3	1.5	7	0

22 DARRYL HUMPHREY

5-10 • 190 • FRESHMAN-RS • RB
NEEDVILLE, TEXAS • NEEDVILLE HS



DeMeo's Viewpoint: "Has excellent hands and blazing speed. A threat to score anytime. Will return punts and kickoffs."

At Washburn: Super fast, could see time on Ichabods' special teams as a returner.

1999: Sat out the season as a redshirt.

Background: Second team all-district running back. Returned a punt for a 92-yard touchdown his senior season. Was first in the district in punt return average (30.4) and kickoff return average (27.5). He had a 98-yard punt return. Rushed for more than 1,200 yards his senior season.

Personal: Born on Sept. 10, 1981. Son of Darryl and Angela Humphrey. Undecided on major.

53 RYAN HUSKE

5-11 • 240 • JUNIOR • LB
SILVER LAKE, KAN. • SILVER LAKE HS



DeMeo's Viewpoint: "Had a great sophomore season. An excellent hitter and great against the run and defending the pass."

At Washburn: Stepped in at starting SAM linebacker midway through last season.

1999: Recorded 31 tackles including 16 solos. Made 4 tackles for loss and recovered a fumble.

1998: Made 14 tackles, contributing mostly on the special teams unit and saw some time at linebacker as a freshman.

1997: Sat out the season as a redshirt.

Background: Was an honorable mention 3A all-state performer for Silver Lake High. Was also a second team all-state selection for the Eagles' state champion baseball team at first base.

Personal: Born on Oct. 7, 1978. Son of Danny and Nancy Huske. Majoring in law enforcement.

• Huske at Washburn •

Tackles	UT	AT	Tot	PBU	TFL	S/YL	FF	FR	INT
1998	8	6	14	0	1/1	0/0	0	0	0
1999	16	15	31	1	4/13	0/0	0	1	0
Totals	24	21	45	1	5/14	0/0	0	1	0

Junior Ryan Huske became a starter in the Ichabods' linebacking corps after the Missouri-Rolla homecoming game and recorded 45 tackles last season.

30 BEN JACOBS

6-3 • 220 • SOPHOMORE • LB
KINGWOOD, TEXAS • MARINE
MILITARY ACADEMY



DeMeo's Viewpoint: "An excellent special teams player with good speed. Will push for playing time at linebacker as well."

At Washburn: Will see time at SAM linebacker.

1999: Appeared in seven games nailing six solo tackles and three assists.

1998: Sat out the season as a redshirt.

Background: Three-year varsity letterman at Marine Military Academy in Harlingen, Texas. Played linebacker and fullback for MMA. Leading tackler as a senior. Team captain.

Personal: Born May 7, 1979. Son of Daniel and Gretchen Jacobs. Majoring in general business.

• Jacobs at Washburn •

Tackles	UT	AT	Tot	PBU	TFL	S/YL	FF	FR	INT
1999	6	3	9	0	0/0	0/0	0	0	0
Totals	6	3	9	0	0/0	0/0	0	0	0

9 JOSHUA JOHNSON

5-7 • 185 • FRESHMAN-RS • RB
MADISONVILLE, TEXAS • MADISONVILLE HS



DeMeo's Viewpoint: "Extremely fast and quick. Has excellent hands. Will see time as special teams returner."

At Washburn: Will see time on special teams this season.

1999: Sat out the season as a redshirt.

Background: Garnered all-district and All-Brazos Valley honors at running back his last two seasons at Madisonville. Also ran track and participated in powerlifting.

Personal: Born Sept. 7, 1980. Son of David and Wilma Mitchell. Undecided on major.



26 ANTWUAN JONES**5-8 • 195 • SENIOR • DB
TOPEKA, KAN. • NEW CENTURY HS***DeMeo's Viewpoint: "Had a good spring at strong safety. A good team leader."***At Washburn:** Made the switch from running back to defensive back at start of junior season.**1999:** Played in all 11 games making 12 solos stops and four assisted stops. Also had two forced fumbles.**1998:** Played in all 11 games for the Ichabods, carrying the ball five times for 22 yards.**1997:** Appeared in two games as a freshman.**1996:** Sat out the season as a redshirt.**Background:** Was a four-year letterman at New Century High. Played left cornerback for New Century.**Personal:** Born on Dec. 31, 1972. Son of Jill Calloway. Majoring in English.• *Jones at Washburn (Defensive stats only)* •

Tackles	UT	AT	Tot	PBU	TFL	S/YL	FF	FR	INT
1998	12	4	16	0	1/7	0/0	2	0	0
Totals	12	4	16	0	1/7	0/0	2	0	0

48 REGGIE JONES**5-11 • 220 • SOPHOMORE • FB/HB
DESOTO, KAN. • DESOTO HS***DeMeo's Viewpoint: "Had a big spring at both halfback and fullback. Has good hands and improved his blocking. Will be tough to keep him off the field this season."***At Washburn:** Switching from halfback to No. 2 fullback to start sophomore season. But could see time at both spots.**1999:** Played in all 11 games carrying the ball 31 times for 118 yards.**1998:** Sat out the season as a redshirt.**Background:** An all-district performer at DeSoto High. Rushed for more than 1,000 yards as a senior.**Personal:** Born Sept. 17, 1979. Son of Reginald Jones and Linda Sue Bultman. Majoring in marketing.• *Jones at Washburn* •

Rushing No.	Yds	Avg	TD	Long	Rec	Yds	Avg	TD	Long
1999	31	118	3.8	0	22	0	0	0	0
Totals	31	118	3.8	0	22	0	0	0	0

**99 MICHAEL KITCHNER****6-0 • 265 • FRESHMAN-RS • DT
SUGAR LAND, TEXAS • STEPHEN F. AUSTIN HS***DeMeo's Viewpoint: "Will be a force on the defensive line. Has excellent speed and size. Is great against the run. Unlimited potential."***At Washburn:** Can bench 400 pounds and squat 600 pounds.**1999:** Sat out the season as a redshirt.**Background:** Was a first team all-district pick at defensive tackle at Stephen F. Austin High.**Personal:** Born on June 24, 1980. Son of Josenth Streefe. Majoring in art.**67 KYLE LOVELADY****6-3 • 235 • SOPHOMORE • OL
OLATHE, KAN. • OLATHE SOUTH HS***DeMeo's Viewpoint: "Will handle the long snapping duties. Very quick."***At Washburn:** Will provide depth on the offensive line this season.**1999:** Practiced but did not appear in any games.**1998:** Sat out the season as a redshirt.**Background:** Named All-Sunflower League at Olathe South High under head coach Wayne McGinnis. Will be a 1998 Kansas Shrine Bowl participant. Also a member of the National Honor Society.**Personal:** Born July 29, 1980. Son of Barbara Lovelady and the late Michael Lovelady. Majoring in computer information systems.**44 JONATHAN MAYES****5-10 • 230 • SOPHOMORE • LB
CARBONDALE, KAN. • SANTA FE TRAIL HS***DeMeo's Viewpoint: "Had a good spring. Very solid at linebacker. Can play MIKE or SAM spot. Good on special teams."***At Washburn:** Could see time on special teams and on linebacking corps.**1999:** Appeared in two games with one tackle for a 1-yard loss.**1998:** Sat out the season as a redshirt.**Background:** Was an All-Kaw Valley League pick his junior and senior year at Santa Fe Trail High. Was an honorable mention 4A all-state pick his junior year.**Personal:** Born on June 11, 1980. Son of Arlene Mayes and the late Carl Mayes. Majoring in physical education.• *Mayes at Washburn* •

Tackles	UT	AT	Tot	PBU	TFL	S/YL	FF	FR	INT
1999	0	1	1	0	1/1	0/0	0	0	0
Totals	0	1	1	0	1/1	0/0	0	0	0

39 T.J. MCDANIEL

5-10 • 185 • FRESHMAN-RS • DB
TOPEKA, KAN. • SHAWNEE HEIGHTS HS

DeMeo's Viewpoint: "Has great speed and will give us more depth on defense."

At Washburn: Will see time on special teams while adding depth to defensive secondary.

1999: Sat out the season as a redshirt.

Background: Played free safety for Shawnee Heights. Also participated in baseball. Named honorable mention all-city by the *Topeka*

Capital Journal. Was also named honorable mention All-Centennial League selection.

Personal: Born on Feb. 7, 1981. Son of Bonnie McDaniel. Majoring in law enforcement.



Junior Colon McNeal led the team in punt returns with a 9.1 average. He was third on the team in all purpose yards with 66.8 per game.

6 COLON MCNEAL

6-0 • 185 • JUNIOR • WR
ROSENBERG, TEXAS •

LAMAR CONSOLIDATED HS

DeMeo's Viewpoint: "Has blazing fast speed. Has good hands and runs good routes. A great returner who can score every time he touches the ball."

At Washburn: One of the fastest members of the Ichabods' squad. Also one of the leading return specialists in the MIAA.

1999: Led the team in punt returns and second in kickoff returns. Returned 34 punts for 311 yards and 15 kickoffs for 287 yards. Also recorded six receptions for 70 yards. Was fourth in MIAA in punt returns and seventh in kickoff returns.

1998: Caught 13 passes for 177 yards as a backup at wide receiver. Returned 12 punts for 199 yards for a 15.3 yard return average, which was tops in the MIAA and set a Washburn record. Named honorable mention All-MIAA as a kick returner.

1997: Sat out the season as a redshirt.

Background: First team all-district defensive back at Lamar Consolidated. Averaged 30 yards per kick return. Had a 90-yard kickoff and 68-yard punt return for touchdowns as a senior. Also played basketball and ran track. Was an all-district long jumper.

Personal: Born Sept. 21, 1978. Son of James and Lela Taylor. Majoring in history.

• *McNeal at Washburn* •

Receiving	No.	Yds	Avg	TD	Long
1998	13	177	13.6	1	47
1999	6	70	11.7	0	26
Totals	19	247	13.0	1	47

Kick-off / Punt Returns

	KOR	Yds	Avg	Long	TD	PR	Yds	Avg	Long	TD
1998	24	520	21.7	51	0	13	199	15.3	35	0
1999	15	287	19.1	36	0	34	311	9.1	48	0
Totals	39	807	20.7	51	0	47	510	10.9	48	0

82 JOSHUA MORGAN

6-1 • 175 • FRESHMAN-RS • WR
ASHVILLE, N.C. • A.C. REYNOLDS HS

DeMeo's Viewpoint: "Has good hands and runs pass routes well."

At Washburn: Will add depth at the receiving corps.

1999: Sat out the season as a redshirt.

Background: Three sport athlete in high school. Played receiver and defensive back. Also wrestled and ran track. A member of the

honor roll.

Personal: Born April 21, 1979. Son of Bill Morgan and Laurel Jordan. Majoring in criminal justice.



89 CASEY MULCAHY

6-4 • 250 • JUNIOR • DE
LEAWOOD, KAN. • ROCKHURST HS



DeMeo's Viewpoint: "A good pass rusher and good against the run. A solid defensive end."

At Washburn: Will see playing time at defensive end.

1999: Played in all 11 games with five solo and six assisted tackles. Also recorded two for loss and picked up a fumble recovery.

1998: Made eight tackles and one sack, providing depth to the Ichabods line last season.

1997: Sat out the season as a redshirt.

Background: Honorable mention all-metro and all-district as a senior at Rockhurst High under head coach Tony Severino. Rated as a defensive lineman to watch in SuperPrep Magazine.

Personal: Born on Jan. 10, 1978. Son of Sean and Cathy Mulcahy. Brother of Ichabod defensive back Conor. Majoring in Nursing.

• *Mulcahy at Washburn* •

Tackles	UT	AT	Tot	PBU	TFL	S/YL	FF	FR	INT
1998	2	6	8	0	0	1/2	1	0	0
1999	5	6	11	0	2/6	0/0	0	1	0
Totals	7	12	19	0	2/6	1/2	1	1	0

38 CONOR MULCAHY

6-1 • 180 • FRESHMAN-RS • DB
LEAWOOD, KAN. • ROCKHURST HS



DeMeo's Viewpoint: "An exciting kickoff cover guy. A Kamakazi kid who is fearless on special teams cover kicks and punts."

At Washburn: Will see playing time on special teams and add depth to defensive secondary.

1999: Sat out the season as a redshirt.

Background: Played football and rugby at traditional powerhouse Rockhurst High School.

Personal: Born on Nov. 11, 1978. Son of Sean and Cathy Mulcahy. Brother of Ichabod defensive end Casey. Majoring in computer information systems.

80 ZAC NALLY

6-2 • 190 • SOPHOMORE • WR
PARSONS, KAN. • PARSONS HS



DeMeo's Viewpoint: "A hard worker who will add depth to receiving corps."

At Washburn: Will contend for time at wide receiver for the Ichabods this season.

1999: Practiced but did not appear in any games.

1998: Sat out the season as a redshirt.

Background: A two-time honorable mention all-state selection at wide receiver for Parsons High under head coach and father Charlie Nally. Also a two-time first team all-conference selection. Holds several school records including most touchdown receptions. Also played baseball and track.

Personal: Born Sept. 18, 1979. Son of Charlie and Mickie Nally. Majoring in physical education.

66 NICK NARAMORE

6-3 • 250 • FRESHMAN-RS • OL
WICHITA, KAN. • NORTHWEST HS



DeMeo's Viewpoint: "Had an excellent spring. A strong, solid and tough player. Will see time at tackle."

At Washburn: Has quick speed off the line and is a good pass blocker.

1999: Sat out the season as a redshirt.

Background: Named all-city honorable mention pick each of his last two seasons. Was member of Wichita Northwest's 1996 state championship team.

Personal: Born on July 8, 1981. Son of David Naramore and Deanne Stevens. Undecided on major.

60 ZEB NELSON

6-0 • 205 • JUNIOR • LB
FRANKFORT, KAN. • HIGHLAND CC



DeMeo's Viewpoint: "Very solid on defense. Will add to our special teams."

At Washburn: Will add depth and experience to linebacking corps and special teams.

Background: A transfer from Highland Community College where he earned second team all-conference defensive honors and was named an Academic All-American. At Frankfort High School, he was named all-league offense and defense and garnered honorable mention all-state defensive accolades.

Personal: Born July 25, 1979. Son of Linda Nelson. Majoring in general business.

49 CLAYTON OTWELL

6-2 • 215 • FRESHMAN-RS • LB
ONAGA, KAN. • ONAGA HS



DeMeo's Viewpoint: "Made a good recovery off a knee injury. Can play linebacker and a pass rushing defensive end. Will also see time on special teams."

At Washburn: A good blitzing pass rusher that will play outside linebacker.

1999: Sat out the season as a redshirt.

Background: Named to the Twin Valley League team at both linebacker and offensive guard. Honorable mention all-state pick at linebacker.

Personal: Born on June 18, 1980. Son of James and Jana Otwell. Undecided on major.



33

BRIAN PEEL

5-10 • 200 • FRESHMAN-RS • LB

TOPEKA, KAN. • SHAWNEE HEIGHTS HS



DeMeo's Viewpoint: "Will be a fan favorite on special teams. And explosive hitter who is always full speed ahead."

At Washburn: A good hitter who is very aggressive. Will add speed to the linebackers.

1999: Sat out the season as a redshirt.

Background: Was team's defensive player of the year each of his last two seasons, earning

first team All-Centennial League honors. Named all-city and honorable mention all-state in 1998.

Personal: Born on Sept. 25, 1980. Son of John Peel and Jan Edmonds. Undecided on major.

3

COREY PHIPPS

6-2 • 250 • SENIOR • LB

OLATHE, KAN. • OLATHE EAST HS



DeMeo's Viewpoint: "One of the premier linebackers in the MIAA. A great hitter with excellent speed. Should continue assault on Washburn record books. An excellent team leader."

At Washburn: Returns to the starting lineup after a stellar junior campaign. One of the strongest members of the Washburn football

team, benching more than 450, power cleaning more than 300 and squatting more than 700 pounds.

1999: Started all 11 games taking second team All-MIAA honors after leading the team with 112 total tackles with 57 solo stops. Set a new Washburn record for tackles for loss with 18 adding up to 79 yards. Also led the team in sacks with four for 46 yards.

1998: Totaled 52 tackles, including five for losses. Recovered a fumble and also forced a fumble.

1997: Saw limited playing time because of a knee injury against Missouri-Rolla early in the season. Made seven tackles during the year.

1996: Sat out the season as a redshirt.

Background: Selected all-Sunflower League at linebacker at Olathe East as a senior. Named honorable mention at fullback. Participated in the Metro Classic.

Personal: Born July 20, 1977. Son of Marcie Phipps. Majoring in mass media.

• *Phipps at Washburn* •

Tackles	U	A	Tot	PBU	TFL	S/YL	FF	FR	INT
1997	4	3	7	1	0	0	0	0	0
1998	31	21	52	0	5/9	0	0	1	0
1999	57	55	112	1	18/79	4/46	4	1	0
Totals	92	79	171	2	23/88	4/46	4	2	0

19

JEREMY POTTS

6-0 • 190 • JUNIOR • DB

INDEPENDENCE, MO. • TRUMAN HS



DeMeo's Viewpoint: "Excellent in the secondary. A solid tackler and pass defender."

At Washburn: Returns to his starting free safety position for the second year.

1999: Second on the team in tackles with 76 including 47 solo stops. Also recorded a sack and two pass breakups. Started all 11 games.

1998: Became the starter at free safety, making 47 tackles (27 unassisted) as a freshman. Broke up two passes and blocked a kick on special teams.

1997: Sat out the season as a redshirt.

Background: Two-time all-conference selection at Truman High under head coach Tom Kivett. Three-sport athlete who also lettered in baseball and basketball. Had 129 tackles in last two seasons.

Personal: Born Oct. 26, 1978. Son of Lance and Nancy Potts. Majoring in history.

• *Potts at Washburn* •

Tackles	UT	AT	Tot	PBU	TFL	S/YL	FF	FR	INT
1998	27	20	47	2	2/3	0	0	0	0
1999	47	29	76	2	7/23	1/1	0	0	0
Totals	74	49	123	4	9/26	1/1	0	0	0

Senior Corey Phipps led the Ichabods in tackles last season with 112 including 57 solo tackles. Phipps also set a new Washburn record for tackles for loss with 18 stops for 79 yards. The 112 tackles was the fifth highest in Ichabods history.



2 BRANDON RAINER

5-11 • 220 • JUNIOR • FB
RICHMOND, TEXAS • B.F. TERRY HS



DeMeo's Viewpoint: "Had a great spring and improved his speed and strength. A great blocker with all-league tools."

At Washburn: Returns as a starter at fullback on the Ichabod offense.

1999: Appeared in 10 games for the Ichabods and was named MIAA honorable mention after leading the Ichabods in rushing averaging 61.9 yards per game. Picked up 619 yards on 137 carries and scampered for six touchdowns. Also had five receptions out of the backfield for 16 yards.

1998: Broke the freshman rushing record with 485 yards on 114 carries. Scored a team high and new freshman record eight touchdowns and was second on the team in scoring with 48 points. Ran for a career high 98 yards against Northwest Missouri.

1997: Sat out the season as a redshirt.

Background: Two-time all-district performer in football under head coach Tim Teykl at B.F. Terry High. Led the entire state of Texas in yards per carry with 8.98 as a senior in 1996. A 1997 Houston Touchdown Club finalist. Also all-district in basketball and was a regional qualifier in the high jump.

Personal: Born Aug. 30, 1979. Son of Albert Rainer. Majoring in corrections.

• *Rainer at Washburn* •

Rushing No.	Yds	Avg	TD	Long	Rec	Yds	Avg	TD	Long	
1998	114	485	4.3	8	34	4	13	3.3	0	6
1999	137	619	4.5	6	41	5	16	3.2	0	8
Totals	251	1104	4.4	14	41	9	29	3.2	0	8



4 TED REMAIS

6-0 • 190 • SENIOR • DB
SARASOTA, FLA. • MAINE CENTRAL INSTI-
TUTE



DeMeo's Viewpoint: "An excellent cover corner. Was having an all-league season until slowed by injury midway through last season."

At Washburn: Will start at cornerback for the second straight season.

1999: Recorded 16 tackles and picked off a team-leading three interceptions for 57 yards. Also broke up nine passes.

1998: Made 15 tackles, including 11 unassisted in the Ichabods' defensive backfield.

1997: Made 13 tackles, including 10 solo stops at cornerback.

1996: A three time all-state selection who attended Port Charlotte High. Also named all-area and all-county. Played one season at Maine Central Institute under former Ichabod assistant Todd Rundle.

Personal: Born on May 22, 1977. Son of Paul Remais and Linda Weaver. Majoring in corrections.

• *Remais at Washburn* •

Tackles	U	A	Tot	PBU	TFL	S/YL	FF	FR	INT
1997	10	3	13	2	1/1	0	0	0	0
1998	11	4	15	1	1/6	0	0	0	0
1999	9	7	16	9	2/11	0	0	1	3
Totals	30	14	44	11	4/18	0	0	1	3

95 BUCK REUTER

5-11 • 270 • SENIOR • DT
OVERLAND PARK, KAN. • SHAWNEE
MISSION SOUTH HS



DeMeo's Viewpoint: "Had the best spring of his Washburn career. Improved his quickness and strength. Is prime for a big season."

At Washburn: Returning starter at the nose guard position for the Ichabods this season.

1999: Started 10 games recorded 31 tackles and four tackles for seven yards. Was named to the MIAA Commissioner's Academic

Honor Roll.

1998: Made 43 tackles (20 unassisted) and picked up a sack. Was named to the MIAA Commissioner's Academic Honor Roll.

1997: Made 13 tackles and forced a fumble for the 'Bods.

1996: Sat out the season as a redshirt.

Background: Participated in football and track for Shawnee Mission South HS. Played defensive tackle and center. Became the first lineman in school history to letter three years. As a senior, earned honorable mention 6A all-state honors from *The Topeka Capital-Journal*. A two-time first team all-metro, all-league, All-Sun Country and All-Johnson County pick. A finalist for the Buck Buchanan Award, annually presented to the top line-

Junior Brandon Rainer led the Ichabods in rushing last season and was named honorable mention all-MIAA after averaging 61.9 yards per game picking up 619 yards on 137 carries.

man in the greater Kansas City metro area. A member of the National Honor Society and member of the principal's graduation committee.

Personal: Born on Oct. 17, 1977. Son of Hank and Diane Reuter. Majoring in accounting.

• *Reuter at Washburn* •

Tackles	UT	AT	Tot	PBU	TFL	S/YL	FF	FR	INT
1997	7	6	13	0	1/1	0	1	0	0
1998	20	23	43	0	1/3	1/1	0	0	0
1999	11	20	31	0	4/7	0	0	0	0
Totals	38	49	97	0	6/11	1/1	1	0	0

50 JASON ROSS

6-1 • 220 • FRESHMAN-RS • LB
SILVER LAKE, KAN. • SILVER LAKE HS

DeMeo's Viewpoint: "Has a good nose for the ball. Is a solid and tough player."

At Washburn: Will add to the Washburn linebackers. Could see time on special teams.

1999: Sat out the season as a redshirt.

Background: At Silver Lake, was a two-time all-state linebacker his senior season and an all-state tight end selection after his junior year. He recorded 15 tackles in the 1999 Shrine Bowl. He was



also all-state in baseball his junior and senior years.

Personal: Born Feb. 22, 1981. Son of Chuck and Julie Ross. Undecided on major.

47 ERIC ROTH

6-3 • 200 • SOPHOMORE • P
PAXICO, KAN. • ALMA-WABAUNSEE HS

DeMeo's Viewpoint: "Had an excellent freshman year. An outstanding all-around athlete who could also see time at wide receiver."

At Washburn: Returns as Ichabods' punter after handling duties as a true freshman.

1999: Handled all the punting duties for the Ichabods with 59 attempts for a 37.3 yard average. Placed 14 punts inside the 20. He nailed a career high 69-yard punt in the season-opener against Wisconsin-LaCrosse.

Background: All-league kicker his junior and senior seasons. Led team in scoring his junior year. Flint Hills first team kicker each of his last two seasons at Alma-Wabaunsee.

Personal: Born on March 6, 1981. Son of Dan and Ramona Roth. Undecided on major.

• *Roth at Washburn* •

Punting	No.	Yds	Avg	Long	TB	FC	I20	Blkd
1999	59	2198	37.3	69	3	14	14	2
Totals	59	2198	37.3	69	3	14	14	2

40 DARIN SCHROEDER

6-4 • 240 • SENIOR • LB
BLUE SPRINGS, MO. • BLUE SPRINGS, HS

DeMeo's Viewpoint: "Outstanding at middle linebacker. A good defensive signal caller coming off his best spring as an Ichabod."

At Washburn: Will anchor the middle of the Ichabods' linebacker corps.

1999: Played in 10 games finishing third on the team in tackles with 61 including 24 solo stops.

1998: Started for the Ichabods nine games, while suffering an ankle injury to miss two games. Collected 40 tackles (20 unassisted), including five for losses. Intercepted a pass and ran it back 72 yards for a touchdown against Missouri-Rolla.

1997: Had 11 tackles as a redshirt freshman.

1996: Sat out the season as a redshirt.

Background: Helped lead Blue Springs High to four consecutive conference championships and three district titles during his prep career as a linebacker. As a senior, compiled 94 solos tackles and 68 assisted tackles. Also had 20 tackles for loss. Led the team in tackles in every game as a senior, en route to earning all-state honors from *The Blue Springs Examiner*. Also earned first team all-conference, all-area, all-district and all-metro honors. A team captain. Invited to play on an all-star team to tour England, Australia and Ireland. Awarded the 1995 Blue Springs Mr. Football Award, in addition to being named the most inspirational player. An all-



Senior Darin Schroeder (left) was third on the Ichabods in tackles last season with 61, including 24 solo tackles. He also recorded five tackles for loss for 14 yards.

conference pole vaulter. Member of the principal's honor role and listed in Who's Who.

Personal: Born Dec. 1, 1977. Son of David and Marsha Schroeder. Majoring in marketing and management.

• *Schroeder at Washburn* •

Tackles	UT	AT	Tot	PBU	TFL	S/YL	FF	FR	INT
1997	6	5	11	0	0	0	0	0	0
1998	20	20	40	0	5/13	0	0	0	1
1999	24	37	61	0	5/14	1/10	0	0	0
Totals	50	62	112	0	10/27	1/10	0	0	1

16 TYLER SCHUERMAN

6-3 • 210 • FRESHMAN-RS • QB
RIVERVIEW, FLA. • EAST BAY HS



DeMeo's Viewpoint: "Had a great spring. Has good speed and great arm. Has a bright future at Washburn."

At Washburn: Outstanding runner who has great potential at the quarterback position at Washburn. Enters fall as No. 2 quarterback.

1999: Sat out the season as a redshirt.

Background: Was team captain and offensive player of the year senior season at East Bay High. First team all-conference pick and honorable mention all-state pick at quarterback. Received *St. Petersburg Times* Extra-Ordinary Athlete Award. Received team's offensive player of the year and second team all-conference honors his junior season.

Personal: Born on Feb. 3, 1981. Son of Stan and Bonnie Schuerman. Undecided on major.

35 CHRIS SIMMONS

6-3 • 205 • FRESHMAN-RS • DB
LANCASTER, KAN. • LANCASTER HS



DeMeo's Viewpoint: "Has tremendous potential on defense. A great hitter who will see time on special teams."

At Washburn: Will add depth to the defensive backfield.

1999: Sat out the season as a redshirt.

Background: Named first team all-district pick at strong safety. Named to All-Southwest

Texas team.

Personal: Born on Dec. 12, 1980. Son of Nancy Simmons. Undecided on major.



21 DAROLD SMITH

5-9 • 170 • FRESHMAN-RS • DB
GALVESTON, TEXAS • BALL HS



DeMeo's Viewpoint: "An excellent hitter with a great nose for the ball. An outstanding tackler who will add depth to secondary and special teams."

At Washburn: Will add depth to the defensive backfield.

1999: Sat out the season as a redshirt.

Background: Was a three-year starter at Ball HS where he recorded 122 tackles as a safety. A member of the National Honor Society and listed in Who's Who.

Personal: Born Jan. 4, 1980. Son of Charles and Dorothy Smith. Majoring in business administration.

62 JERMAINE SMITH

6-1 • 275 • SOPHOMORE • OL
KANSAS CITY, MO. • RAYTOWN HS



DeMeo's Viewpoint: "Expecting a big season. Has outstanding strength and speed."

At Washburn: Broke spring drills as the starting left tackle.

1999: Played in six games for the Ichabods on the offensive line and special teams.

1998: Sat out the season as a redshirt.

Background: Named all-conference and all-area in football and track. Played guard in football and threw the discus in track. Set discus record with a throw of 181 feet, seven inches.

Personal: Born Aug. 19, 1980. Son of Jimmie Crawford and Lavonda Crawford-Lamar. Majoring in English.

42 TRAVIS SMITH

6-1 • 245 • FRESHMAN-RS • FB
TIVY, TEXAS • TIVY HS



DeMeo's Viewpoint: "A powerful back with excellent blocking skills who will add depth at fullback and special teams."

At Washburn: Will add depth to the fullback position.

1999: Sat out the season as a redshirt.

Background: Was a first team all-district selection and team captain at Tivy High. Was also named academic all-district.

Personal: Born July 19, 1979. Son of Greg and Cindy Grafton. Majoring in nursing.



Junior Cody Snyder was second on the Ichabods in all purpose yards averaging 81.4 per game. He finished second on the team in rushing (432 yards), second in receiving (463) and second in scoring (50 points).

Kick-off / Punt Returns

	KOR	Yds	Avg	TD	Long	PR	Yds	Avg	TD	Long
1998	10	224	22.4	0	36	3	24	8.0	0	10
1999	0	0	0	0	0	0	0	0	0	0
Totals	10	224	22.4	0	36	3	24	8.0	0	10

28 MIKE STUBBLEFIELD

5-11 • 185 • SENIOR • DB

HOUSTON, TEXAS • BARBARA JORDAN HS



DeMeo's Viewpoint: "Will see time on special teams adding depth there and to secondary."

At Washburn: Will add depth to the Ichabods defensive backfield and special teams.

1999: Practiced but did not appear in any games.

1998: Sat out the season as a redshirt.

Background: A 1989 graduate of Barbara Jordan High School in Houston, Texas.

Personal: Born on Aug. 1, 1969. Son of Michael and Mary Stubblefield. Majoring in law enforcement.

78 ERIC TATUM

6-0 • 270 • FRESHMAN-RS • OL

LANCASTER, TEXAS • LANCASTER HS



DeMeo's Viewpoint: "A powerful offensive lineman. Has great work ethic and great potential."

At Washburn: Will add depth and size to the offensive line.

1999: Sat out the season as a redshirt.

Background: An all-district pick at offensive tackle. Named to All-Southwest Texas team.

Personal: Born on Dec. 31, 1980. Son of Billy and Deloris Tatum. Undecided on major.

96 ERIC TAYLOR

6-1 • 235 • FRESHMAN-RS • DE

RICHARDSON, TEXAS • BERKNER HS



DeMeo's Viewpoint: "An explosive defensive end. Had a good spring. A powerful pass rusher who can squat 790 pounds."

At Washburn: Will add depth and size to the Washburn offensive line.

1999: Sat out the season as a redshirt.

Background: Named to the all-city and all-district team each of the last two seasons at

Berkner High. State champion wrestler in 1999. Named to all-district team.

Personal: Born June 1, 1980. Son of John and Janie Taylor. Undecided on major.

34 CODY SNYDER

5-11 • 195 • JUNIOR • HB

AUBURN, KAN. • WASHBURN RURAL HS



DeMeo's Viewpoint: "Had a good spring. An outstanding receiver out of the backfield and a good runner. An all-around back."

At Washburn: A true all-purpose back for the Ichabods at the starting halfback position. An excellent receiver out of the backfield.

1999: Finished second on the team in receiving with 463 yards and 34 catches and second in rushing with 432 yards on 64 attempts. Also second on the team in scoring with eight touchdowns and third in total offense with 39.3 yards per game. Had six receptions for 114 yards and two touchdowns against CMSU on Metro Sports.

1998: Rushed nine times for 30 yards and one touchdown. Also caught nine passes for 123 yards and one touchdown. Returned 10 kickoffs for 224 yards for a 22.4 average, teaming up with Colon McNeal as the starting return team.

1997: Sat out the season as a redshirt.

Background: First team All-Class 6A and second team all-state (all classes) at tailback as a senior. First team all-city and all-league. Also lettered in track and basketball.

Personal: Born Jan. 8, 1979. Son of Bruce and Ramona Snyder. Majoring in law enforcement.

• *Snyder at Washburn* •

	Rushing No.	Yds	Avg	TD	Long	Rec.	Yds	Avg	TD	Long
1998	9	30	3.3	1	10	9	123	13.7	1	40
1999	64	432	6.8	5	33	34	463	13.6	3	51
Totals	73	462	6.3	6	43	43	586	13.6	4	51

5 PRESTON TAYLOR

6-1 • 195 • SENIOR • WR
MEDICINE LODGE, KAN. •
MCPHERSON COLLEGE



DeMeo's Viewpoint: "A solid all-around player. Will play on special teams and at wide receiver. Had a good spring."

At Washburn: A versatile player who can play quarterback, running back and wide receiver.

1999: Carried the ball four times for nine yards. Also caught a pass for nine yards.

1998: Saw limited action as a wide receiver for the Ichabods.

1997: Sat out the season as a redshirt.

1996: Played sparingly as a reserve quarterback at McPherson College.

Background: Was an all-league quarterback at Medicine Lodge High as a senior. Also participated in basketball and baseball.

Personal: Born May 6, 1978. Son of Buddy and Anna Taylor. Majoring in physical education.

• *Taylor at Washburn* •

Rushing	No.	Yds	Avg	TD	Long	Rec.	Yds	Avg	TD	Long
1999	4	9	2.3	0	7	1	9	9.0	0	9
Totals	4	9	2.3	0	7	1	9	9.0	0	9

1 CHAD TODD

6-0 • 210 • SENIOR • PK
PECULIAR, MO. • RAYMORE-PECULIAR HS



DeMeo's Viewpoint: "Has a big season ahead. Coming off a leg injury in the spring, but will be OK."

At Washburn: Entering his fourth season as the Ichabods placekicker. Also handled the punting duties as a sophomore. Currently in third place on the all-time scoring list with 147 points. Todd has 29 field goals needing

six field goals to snap the career mark of 34.

1999: Was third on the team in scoring connecting on 19 of 23 PAT's and 10 of 20 field goals.

1998: Led the team in scoring with 57 points. Converted on 11 of 14 field goal attempts and 24 of 26 extra point attempts. Was a perfect three-for-three on field goals of 40-49 yards. Had a career long 47-yard field goal, along with two more of 46 yards and 30 yards in the Ichabods 9-6 season opener against Wisconsin-River Falls. His 57 points was the sixth most in team history in a single season.

1997: Finished third on the team in scoring with 41 points. Made 8 of 19 field goals, including a 45-yard kick against Augustana. Made 17 of 19 extra points.

1996: Sat out the season as a redshirt.

Background: Also played linebacker while handling the kicking duties at Raymore-Peculiar High. During his career, he connected on 40 of 47 extra points and 12 field goals. As a senior, earned first team all-conference and all-district honors in addition to honorable mention all-metro accolades. Earned second team all-conference honors as a junior. Set the Panthers' team record for longest field goal with a 49-yard kick.

Personal: Born Nov. 10, 1977. Son of Larry and Barbara Todd. Brother of current Ichabod Joey Todd. Majoring in computer management.

• *Todd at Washburn* •

Kicking	PAT	FG	FGA	Pct.	LG
1997	17-19	8	19	42.1	45
1998	24-26	11	14	78.6	47
1999	19-23	10	20	50.0	34
Totals	60-68	29	53	54.7	47
Punting	No.	Yds	Avg	Long	I20
1998	45	1603	35.6	58	10
1999	0	0	0	0	0
Totals	45	1603	35.6	58	10

JOEY TODD

5-11 • 190 • FRESHMAN-RS • P/K
PECULIAR, MO. • RAYMORE-PECULIAR HS

DeMeo's Viewpoint: "Will back up brother. Has a strong leg and future ahead at Washburn."

At Washburn: Will be a strong kicker in the future.

1999: Sat out the season as a redshirt.

Background: Second team all-conference and honorable mention all-district pick at place kicker.

Personal: Born on July 20, 1980. Son of Larry and Barbara Todd. Brother of current Ichabod Chad Todd. Undecided on major.

27 DAVID TOMASSI

5-11 • 165 • SOPHOMORE • DB
MISHAWAKA, IND. • OTTAWA UNIV.



DeMeo's Viewpoint: "A good tackler who has improved his pass defense."

At Washburn: Could see some time on special teams for the Ichabods.

1999: Appeared in one game for the 'Bods.

1998: Sat out the season as a redshirt.

Background: Transfer from Ottawa University. Graduate of Penn High School in Mishawaka, Ind. Was on Penn's back-to-back state championship teams in 1995 and 1996.

Personal: Born on May 14, 1977. Son of David Tomassi. Majoring in history.

54 TIM WATTS

6-4 • 270 • FRESHMAN-RS • OL
TOPEKA, KAN. • HAYDEN HS



DeMeo's Viewpoint: "Had an excellent spring. A physical tackle. Has good feet on the line."

At Washburn: Will play tackle on the offensive line.

1999: Sat out the season as a redshirt.

Background: Garnered all-league, all-city and Class 4A all-state honors at Hayden High. He was the starting center on basketball team.

Personal: Born Dec. 19, 1980. Son of David Watts and Sharon Lallman. Undecided on major.

45 BEN WEBER

5-10 • 175 • FRESHMAN-RS • WR

YATES CENTER, KAN. • YATES CENTER HS



DeMee's Viewpoint: "Has good speed and hands. Will add depth to wide receivers and special teams."

At Washburn: Moved from quarterback in high school to wide receiver at Washburn.

1999: Sat out the season as a redshirt.

Background: All-league first team quarterback and honorable mention all-state senior season at Yates Center High. All-league pick at linebacker and running back his junior year. Played quarterback first half of senior season. Rushed for 767 yards.

Personal: Born on Dec. 26, 1980. Son of Leon and Mary Weber. Majoring in social work.

1997: Played sparingly as a freshman at defensive back. Saw action on special teams and was on the punt return team.

1996: Sat out the season as a redshirt.

Background: Participated in football and track for Junction City High. Earned all-area and honorable mention all-league honors as a defensive back. A member of the National Honor Society and Who's Who.

Personal: Born Sept. 22, 1977. Son of Clarence and Wanda Williams. Majoring in elementary education.

• Williams at Washburn •

Tackles	UT	AT	Tot	PBU	TFL	S/YL	FF	FR	INT
1997	0	1	1	0	0	0	0	0	0
1998	16	11	27	4	0	0	0	0	0
1999	15	4	19	3	2/6	0	0	0	0
Totals	31	16	47	7	2/6	0	0	0	0

88 CHRIS WHITTLE

6-1 • 200 • JUNIOR • WR

GARLAND, TEXAS • BERKNER HS



DeMee's Viewpoint: "Had an outstanding spring. Has great hands and good blocking skills."

At Washburn: Will be one of the Ichabods' weapons at receiver.

1999: Was third on the team with 19 receptions for 266 yards. Also returned a kickoff 16 yards.

1998: Was third on the team, catching 14 passes for 159 yards while returning 10 kickoffs for 213.

1997: Sat out the 1997 season as a redshirt.

Background: First team all-metro (Dallas) as a senior at Berkner High under head coach Bob Dubey. Top receiver in Class 5A with 71 receptions for 982 yards. First team all-district.

Personal: Born on Aug. 28, 1978. Son of Richard Whittle and Karen Copeland. Majoring in history.

• Whittle at Washburn •

Receiving	No.	Yds	Avg	TD	Long
1998	14	159	11.4	0	23
1999	19	266	14.0	0	34
Totals	33	425	12.9	0	34

8 CLARENCE WILLIAMS

6-0 • 190 • SENIOR • DB

JUNCTION CITY, KAN. • JUNCTION CITY HS



DeMee's Viewpoint: "Had his best spring at Washburn. An excellent cover corner."

At Washburn: One of the leading returnees in the Ichabods' defensive backfield.

1999: Played in all 11 games recorded 19 tackles, including 15 solo and broke up three passes. Named to the MIAA Commissioner's Academic Honor Roll.

1998: Recorded 27 tackles, including 16 unassisted his sophomore season. Named to the MIAA Commissioner's Academic Honor Roll.

73 BRIAN WILSON

6-7 • 315 • FRESHMAN-RS • OL

DESOTO, TEXAS • DESOTO HS



DeMee's Viewpoint: "An excellent offensive guard. Improving all the time. Has a big future at Washburn."

At Washburn: Will play guard. He is an excellent run blocker and is quick off the ball.

1999: Sat out the season as a redshirt.

Background: Was an honorable mention all-district pick last season.

Personal: Born Aug. 15, 1980. Son of Douglas and Deanna Wilson. Undecided on major.

46 DAN WILSON

6-0 • 235 • JUNIOR • LB

TOPEKA, KAN. • HAYDEN, HS



DeMee's Viewpoint: "Had a great spring. An excellent hitter and strong tackler at linebacker and on special teams."

At Washburn: Will see time in the linebacking corps and on special teams.

1999: Played in nine games, making eight solo and eight assisted tackles. Also recorded a half sack, a pass breakup and a fumble recovery.

1998: Played mostly special teams, making 17 tackles, including nine unassisted. Made three tackles for losses, including two sacks and forced a fumble.

1997: Sat out the season as a redshirt.

Background: Three-year letterman at Hayden High under head coach Tom Stringer. First team Class 4A all-state as a senior for the Wildcats. First team all-city and all-league. Honorable mention all-city and all-Class 4A as a junior.

Personal: Born Feb. 15, 1979. Son of Paul Wilson and Ann Dickhoff. Majoring in mass media.

Tackles	UT	AT	Tot	PBU	TFL	S/YL	FF	FR	INT
1998	8	9	17	0	3/15	2/10	1	0	0
1999	8	8	16	1	2/6	1/3	0	1	0
Totals	16	17	33	1	5/21	3/13	1	1	0

56 BILLY WOLFF

6-0 • 265 • JUNIOR • OL
MANHATTAN, KAN. • MANHATTAN HS



DeMeo's Viewpoint: "Improves every day. Had an excellent spring."

At Washburn: Expected to contribute on the Ichabods offensive line more this season.

1999: Appeared in six games for the Ichabods.

1998: Played sparingly on the Ichabods offensive line as a freshman.

1997: Sat out the season as a redshirt.

Background: All-I-70 League performer at Manhattan High his junior and senior seasons under head coach Lew Lane. Also participated in track, throwing the shot put. Member of National Honor Society at Manhattan.

Personal: Born on Feb. 28, 1979. Son of William and Sharon Wolff. Majoring in history.



The Ichabods' defense finished fifth in the MIAA in pass defense (151.2 yards per game), sixth in total defense (340.5), second in opponent first downs and second in opponent third down conversion percentage.

15 GARRETT WRECKE

5-11 • 180 • SOPHOMORE • DB
OLATHE, KAN. • SHAWNEE MISSION
WEST HS



DeMeo's Viewpoint: "A good cover cornerback with great speed. Will see playing time on special teams and the secondary."

At Washburn: Will see time on special teams and in defensive secondary.

1999: Played in seven games, recording three solo tackles and two assisted stops. Also recovered a fumble and picked off a pass against

Missouri-Rolla.

1998: Sat out the season as a redshirt.

Background: Named first team All-Sunflower League at wide receiver as a senior at Shawnee Mission West High under head coach Todd Dain. Also a second team all-league defensive back and all-county wideout. Played basketball as well.

Personal: Born Aug. 21, 1979. Son of Robert and Debbie Wrecke. Brother Justin was a standout wide receiver for the Ichabods. Undecided on major.

Tackles	UT	AT	Tot	PBU	TFL	S/YL	FF	FR	INT
1999	3	2	5	0	0	0	0	1	1
Totals	3	2	5	0	0	0	0	1	1

90 DEREK YOUNG

6-6 • 250 • SOPHOMORE • DE
KANSAS CITY, MO. • RAYTOWN HS



DeMeo's Viewpoint: "Had an excellent spring. A good pass rusher and run defender."

At Washburn: Enters the fall as the starting left end.

1999: Played in 10 games, collecting 18 tackles, 10 solo. Also recorded two sacks, a pass break-up and recovered a fumble.

1998: Sat out the season as a redshirt.

Background: A three-year starter who was named all-conference at Raytown High. Was a Kansas City all-metro selection. Handled the punting chores for the team. Also played basketball. Participated in the Metro Classic.

Personal: Born Aug. 5, 1979. Son of Michael and Joyetta Young. Majoring in general business.

Tackles	UT	AT	Tot	PBU	TFL	S/YL	FF	FR	INT
1999	10	8	18	1	4/20	2/14	0	1	0
Totals	10	8	18	1	4/20	2/14	0	1	0



FRESHMEN AND TRANSFER ICHABODS

84 DAWIGHT BENNING

6-1 • 210 • FRESHMAN-RS • WR
HOUSTON, TEXAS. • OKLAHOMA

DeMeo's Viewpoint: "A good-hands receiver with great speed."

At Washburn: Will add depth to the receiver corps.

1999: Sat out the season as a redshirt at the University of Oklahoma.

Background: Was a first team all-district wide receiver in 1995 and first team all-district quarterback at Mayde Creek HS.

Personal: Born Feb. 5, 1980. Son of Darla Benning-Johnson. Undecided on major.

20 DUSTIN CLINE

6-0 • 180 • FRESHMAN-RS • DB/RB
LACROSSE, KAN. • WYOMING

DeMeo's Viewpoint: "A solid all-around back with good balance as a running back. Can also play either safety spot."

At Washburn: Can play either safety position or in the offensive backfield.

1999: Sat out the season as a redshirt at the University of Wyoming.

Background: Rushed for 1,400 yards his junior season at LaCrosse High and 1,300 in six games as a senior. Was named all-state after junior year and intercepted seven passes in six games receiving all-state honors as a defensive back his senior season. A Shrine Bowl participant.

Personal: Born Oct. 29, 1980. Son of Terry Cline and Belinda Blasing. Majoring in business management.

11 JOE CORCORAN

6-0 • 165 • FRESHMAN • RB/DB
LAWRENCE, KAN. • PERRY LECOMPTON HS

DeMeo's Viewpoint: "Outstanding athlete...talented...can play either position...3.7 GPA"

Background: Was a three-sport athlete in football, wrestling and track. An all-state class 4A selection as a defensive back. Finished third in state in wrestling. In football, was all-league three seasons. Rushed for 1,533 yards on 190 carries (8.1 avg) leading team with 67 solo stops. Was named all-state senior season and honorable mention after junior year.

Personal: Born Oct. 3, 1981. Son of Gary and Debbie Corcoran. Majoring in business.

76 GAVIN DONALDSON

6-1 • 280 • FRESHMAN • OL
ARLINGTON, TEXAS • MARTIN HS

DeMeo's Viewpoint: "Outstanding offensive lineman...has great foot quickness...3.0 GPA."

Background: Also ran track at Martin HS.

Personal: Born on March 27, 1981. Son of Frank Donaldson and Narda Wood. Majoring in history.

83 MATT DURLER

6-4 • 240 • FRESHMAN • DT
DODGE CITY, KAN. • DODGE CITY HS

DeMeo's Viewpoint: "Excellent DT...good pass rusher...quick off the ball...3.9 GPA."

Background: Recorded 92 tackles including 49 solos and 22 for loss with 29 quarterback hits and six sacks en route to being named all-conference and honorable mention all-state. Finished third in state wrestling as a senior and was named all conference.

Personal: Born on Jan. 5, 1982. Son of Dale and Barbara Duler. Majoring in business.

31 MATT FEDERLE

5-10 • 175 • FRESHMAN • HB
ALLEN, TEXAS • ALLEN HS

DeMeo's Viewpoint: "Outstanding running back...chose Washburn over U.S. Naval Academy...has good hands out of the backfield...4.0 GPA."

Background: Rushed for 1,036 yards and six touchdowns as a junior and 594 yards and five touchdowns as a senior. Was named first team all-district in 1999. A member of the National Honor Society.

Personal: Born on June 18, 1981. Son of Lou and Linda Federle.

DAN FOSTER

5-11 • 170 • FRESHMAN • DB
GRAPEVINE, TEXAS • COLLEYVILLE HERITAGE HS

DeMeo's Viewpoint: "Lightning fast...an outstanding cover guy with excellent speed...excellent student as well."

Background: Named all-district 11-4A at defensive back while his team qualified for state playoffs. A Texas scholar.

Personal: Born on Aug. 8, 1982. Son of Raymond and Frankine Foster.

72 CHRIS GARRETT

6-3 • 265 • FRESHMAN • OL
FRISCO, TEXAS • FRISCO HS

DeMeo's Viewpoint: "Good feet...excellent pass protector...could play center."

Background: Was named first team all-district and second team all-area as a junior and was named first team all-district and first team all-area as a senior.

Personal: Born on Dec. 22, 1980. Son of Thomas and Janet Garrett. Majoring in business.

41 RAY GLAZE

5-10 • 185 • FRESHMAN • WR
TOPEKA, KAN. • WASHBURN RURAL HS

DeMeo's Viewpoint: "Has great hands...makes big plays on offense."

Background: Averaged 93 yards per game receiving to lead the city. Was named first team all-city, second team all-league and honorable mention all-state. He was honorable mention all-city and league following his junior season. Had 75 receptions for 1,025 yards and seven touchdowns in prep career.

Personal: Born April 16, 1981. Son of Ray and Brenda Glaze. Undecided on major.

77 GERRAD HALL

6-4 • 285 • FRESHMAN • OL
TOPEKA, KAN. • HIGHLAND PARK HS

DeMeo's Viewpoint: "Big, strong offensive lineman...good feet and blocker...great addition to offensive line...3.1 GPA"

Background: Received first and second team all-league, first team all-city and honorable mention all-state. A member of the academic honor roll.

Personal: Born on Sept. 25, 1981. Son of Steven and Natalie Hall. Majoring in business.

12 DUSTIN HICKEL

6-0 • 180 • FRESHMAN • QB
CLAFLIN, KAN. • CLAFLIN HS

DeMeo's Viewpoint: "A QB with excellent speed...played on three state championship teams...3.6 GPA."

Background: Was on three state football championship teams at Claflin. Rushed 86 times for 718 yards and 15 touchdowns, threw for 563 yards and seven touchdowns. Also compiled 270 yards in punt returns and one touchdown. Picked off seven passes and recorded 83 career tackles. Was named all-league quarterback, defensive back and kick returner. Named all-area quarterback, all-state 2-1A honorable mention quarterback and defensive back. A member of the National Honor Society.

Personal: Born on Oct. 5, 1981. Son of Doug and Karen Hickel. Undecided on major.

97 JOSH HONZA

6-3 • 230 • FRESHMAN • DE
ARLINGTON, TEXAS • MARTIN HS

DeMeo's Viewpoint: "Outstanding pass rusher...quick at DE...3.4 GPA."

Background: Named all-district two seasons and named defensive captain. Also a member of the German National Honor Society.

Personal: Born on Sept. 16, 1981. Son of Milton and Kathy Honza. Majoring in mass media.

91 JOHN HOYTAL

6-3 • 215 • FRESHMAN • OLB/SS
TOPEKA, KAN. • HAYDEN HS

DeMeo's Viewpoint: "Excellent speed...4.6 - 40...will play either position...great hitter...younger brother of former offensive lineman Joey Hoytal...3.2 GPA"

Background: Received all-city, all-league and honorable mention all-state honors and was named Hayden's special teams player of the year.

Personal: Born Oct. 8, 1981. Son of Joe and Janice Hoytal. Majoring in mass media.

74 JAMES KENT

6-0 • 290 • FRESHMAN • OL
TOPEKA, KAN. • HAYDEN HS

DeMeo's Viewpoint: "Outstanding drive blocker...played guard in great program...will fit well into our offense...3.2 GPA."

Background: Was named all-league first team after senior season and all-league second team after junior year. Named second team all-city last two seasons. Was also named all-city and league wrestling.

Personal: Born on Dec. 30, 1981. Son of Kevin and Patti Kent. Majoring in education.

43 KIP KRAISINGER

6-0 • 200 • FRESHMAN • FB
CLAFLIN, KAN. • CLAFLIN HS

DeMeo's Viewpoint: "Tough kid...great blocker...3.3 GPA."

Background: Was a three-year starter on offense and defense. Was on three state football championship teams at Claflin. Named *Great Bend Tribune* all-area first team at linebacker, all-league honorable mention running back and linebacker, *Hutchinson News* all-southwest honorable mention, *Wichita Eagle* Class 2-1A honorable mention linebacker, *Kansas Sports* 2-1A honorable mention linebacker and running back.

Personal: Born on Sept. 22, 1981. Son of Bruce and Kristi Kraisinger. Majoring in history.

14 BLAKE MEYER

6-3 • 180 • FRESHMAN • DB
HOYT, KAN. • ROYAL VALLEY HS

DeMeo's Viewpoint: "Played QB/DB in high school...has good speed and height...3.9 GPA"

Background: Was named all-league defensive back and an honorable mention all-state selection. An academic All-America Scholar. Also named to Who's Who.

Personal: Born on July 20, 1982. Son of Darrel and Lindy Meyer. Majoring in business.

87 TRAVIS POWELL

6-2 • 210 • FRESHMAN • DE
OSKALOOSA, KAN. • OSKALOOSA HS

DeMeo's Viewpoint: "Great player...tough kid...runs well to ball...3.5 GPA."

Background: Named second team all-league offensive guard and 3A all-state honorable mention offensive guard and linebacker after junior season. Was named first team all-league guard and linebacker, 3A all-state honorable mention offensive guard and linebacker, *Lawrence-Journal World* all-area football team after senior season.

Personal: Born on July 24, 1981. Son of Herb and LaDonna Brown. Majoring in education.

93 LARRY SCHEMBRI

6-1 • 210 • FRESHMAN • LB
FLOWER MOUND, TEXAS • MARCUS HS

DeMeo's Viewpoint: "Big hitter...has excellent range...plays from sideline to sideline...3.99 GPA"

Background: Named 5A Defensive Player of the Year, first team all-district, first team all-conference, second team all-area *Dallas Morning News*. An all-state academic second team selection. Recorded 341 career tackles. Named first team all-district and conference following junior season. District champ in discus.

Personal: Born on July 13, 1981. Son of Christopher and Julia Schembri. Majoring in education.



68 NICK SMITH

6-4 • 280 • FRESHMAN • OL
ALLEN, TEXAS • ALLEN HS

DeMoe's Viewpoint: "Massive offensive lineman...great drive blocker...very physical lineman...4.0 GPA."

Background: Was a two-year starter at Allen High where he earned 1998 Blockbuster all-area and 1999 all-district honors. Averaged 12 pancake blocks per game. Was a member of the National Honor Society and Who's Who.

Personal: Born on Nov. 11, 1981. Son of Russ and Judy Smith. Majoring in business or law.

81 JASON STANHOPE

5-11 • 225 • FRESHMAN • DL
TOPEKA, KAN. • HAYDEN HS

DeMoe's Viewpoint: "Great heart and determination...runs to ball well...great attitude and excellent quickness...3.9 GPA"

Background: Named first team all-league offensive line and second team all-league defensive line. A member of the National Honor Society and honor roll at Hayden.

Personal: Born on July 20, 1982. Son of Darrel and Lindy Meyer. Majoring in business.

32 TYLER THOMAS

5-11 • 180 • FRESHMAN • DB
FLOWER MOUND, TEXAS • MARCUS HS

DeMoe's Viewpoint: "Great cornerback...3.0 GPA."

Background: Was a three-year starter at cornerback, recorded 50 tackles, two interceptions, three fumble recoveries and eight knockdowns. Was a honorable mention all-district as a sophomore and junior and second team all-district and a senior.

Personal: Born on Feb. 1, 1982. Son of Alan and Jan Thomas. majoring in business finance.

85 ADAM TOBY

6-1 • 245 • FRESHMAN • DT
CENTRALIA, KAN. • CENTRALIA HS

DeMoe's Viewpoint: "Good defensive lineman...great pass rusher...great off the ball...has good speed for DT...3.97 GPA."

Background: Was named all-league offensive guard and honorable mention defensive end after senior season. Was also a member of the all-conference academic team.

Personal: Born on Oct. 27, 1981. Son of Bill and Brenda Toby. Majoring in business.

63 JASON WALTERS

6-6 • 275 • FRESHMAN • OL
THE COLONY, TEXAS • THE COLONY HS

DeMoe's Viewpoint: "Strong offensive lineman...is really growing...could play tackle or guard...quick feet...3.4 GPA."

Background: Named second team all-district following sophomore and junior seasons and was a honorable mention selection following senior season.

Personal: Born on Jan. 23, 1981. Son of Michael and Sharon Walters. Majoring in business.

86 LAWRENCE WHITTINGTON

6-4 • 210 • FRESHMAN • WR
RICHARDSON, TEXAS • BERKNER HS

DeMoe's Viewpoint: "Big play receiver...good speed...good all-around receiver."

Background: Pulled down 10 catches for 248 yards and five touchdowns his senior year and was named offensive player of the game at the KSA Classic in Orlando. Recorded eight catches for 168 yards and two touchdowns his junior season. Was named sophomore of the city for track and honorable mention all-district and all-city teams.

Personal: Born on July 26, 1981. Son of Larry and Tou Whittington. Majoring in music business.

ANDRE ZANDEVAKILI

5-9 • 185 • FRESHMAN • FB
GARLAND, TEXAS • BERKNER HS

Background: Named honorable mention all-district and an athletic scholarship winner from the U.S. Army.

Personal: Born on Sept. 2, 1981. Son of Amir and Ligia Zandevakili. Majoring in communications or education.




The Story Behind Mr. Ichabod

The name "Ichabod" was derived from the first name of Ichabod Washburn, an early benefactor of the university. Ichabod Washburn was born in Kingston, Mass., on Aug. 11, 1798.

In 1831, he began what was his life work - and the pride of Worcester, Mass., - when he essayed the drawing of wire. He was co-founder of Washburn and Moen Manufacturing (later American Steel and Wire).

His own lack of formal education made him acutely aware of its importance. When approached by the residents of Topeka to help save the ailing Lincoln College, Ichabod Washburn responded with a \$25,000 gift. In May, 1869, Lincoln College was renamed Washburn College in recognition of his outstanding contribution.


Until 1938, there was no graphic representation or any particular characteristics associated with the mascot.



During the 1937-38 school year, the editors of the *KAW* yearbook decided that such items were important to the university and began to accept suggestions for a design of Mr. Ichabod. The adopted design was drawn by Bradbury Thompson (BA '34).

The following explanatory material accompanied the first representation of an Ichabod in the *KAW*: "He has courage and enthusiasm as shown by his brisk walk. He is democratic and courteous, for he tips his hat as he passes. Sincere in his search for truth and knowledge, he studiously carries a book under his arm. His friendly smile makes you like him. He is neatly dressed and he fits well into his generation ... but adopts himself with equal ease to any change in life."

Junior Brandon Rainer rushed for 95 yards and two touchdowns in the Ichabods' 35-28 win over Missouri Southern on Sept. 18. The win pushed Washburn to 3-0 for the first time since 1986.



UNIVERSITY OF WISCONSIN-LACROSSE


GAME NO. 1 • SEPTEMBER 2, 2000 • MOORE BOWL • TOPEKA, KAN.

GENERAL

Location: LaCrosse, Wis.
Founded: 1909
Enrollment: 9,000
Affiliation: NCAA III
Conference: Wisconsin-Intercollegiate
Nickname: Eagles
Colors: Maroon and Gray
Chancellor: Douglas Hastad
Director of Athletics: Joe Baker
Football SID: TBA
E-mail: TBA
Phone: 608.785.8493
Fax: 608.785.6539
Press Box Phone: 608.785.8991



Larry Terry



Josh Boraas

FOOTBALL

Head Coach: Larry Terry
 Alma Mater: UWL 1977
 Record at UWL: 0-0, first season
 Overall Record: 25-29-1
 Phone: 608.785.8686
Assistant Coaches: Barry Schockmel,
 Tony Chiristnovich, Mike Anderson,
 Mick Miyamoto, Frank Tierney
1999 Record: 7-4
WIAC Record, Finish: 6-1, 1st
Basic Formations: Multiple • 4-3
Lettermen: Returning-49 • Lost-12
Returning Starters: Offense-8 •
 Defense-7 • Specialty-2

SERIES NOTES

Series Record: Washburn leads 1-0
First meeting: WU 24, UWL 21 in 1999
Last meeting: WU 24, UWL 21 in 1999
Last WU win: WU 24, UWL 21 in 1999
Last UWL win: n/a
Largest WU win: 24-21 in 1999
Largest UWL win: n/a

2000 SCHEDULE

Sept. 2 at Washburn 6 p.m.
 Sept. 9 Winona State 7 p.m.
 Sept. 23 UW-River Falls 7 p.m.
 Sept. 30 at UW-Whitewater 1 p.m.
 Oct. 7 UW-Platteville 1 p.m.
 Oct. 14 at UW-Stout 1 p.m.
 Oct. 21 at UW-Stevenspoint 1 p.m.
 Oct. 28 UW-Eau Claire 11:30 p.m.
 Nov. 4 at UW-Oshkosh 1 p.m.
 Nov. 11 vs Northern State 2:30 p.m.

1999 RESULTS (7-4)

Sept. 4 Washburn L 21-24
 Sept. 11 at Winona State L 22-41
 Sept. 25 at UW-River Falls W 19-18
 Oct. 2 UW-Whitewater W 28-14
 Oct. 9 at UW-Platteville L 14-27
 Oct. 16 UW-Stout W 42-14
 Oct. 23 UW-Stevenspoint W 21-14
 Oct. 30 at UW-Eau Claire W 49-46 OT
 Nov. 6 UW-Oshkosh W 22-21
 Nov. 13 vs Minn-Duluth L 17-38

LINCOLN UNIVERSITY

GAME NO. 2 • SEPTEMBER 9, 2000 • DWIGHT T. REED STADIUM • JEFFERSON CITY, MO.

GENERAL

Location: Jefferson City, Mo.
Founded: 1866
Enrollment: 3,500
Affiliation: NAIA
Conference: Central States Football League
Nickname: Blue Tigers
Colors: Blue and White
President: Dr. David B. Henson
Director of Athletics: Theresa Ferguson
Football SID: TBA
E-mail: TBA
Phone: 573.681.5343
Fax: 573.681.5324
Press Box Phone: n/a



Jack Bush



Toranza Every

FOOTBALL

Head Coach: Jack Bush
 Alma Mater: Lincoln - 1971
 Record at LU: 0-0 first season
 Overall Record: 4-4, 1 season
 Phone: 573.681.5874
Assistant Coaches: Greg Ruffin, Lemar
 Parrish, Fred Manuel
1999 Record: n/a (played as a club
 team)
Basic Formations: Multiple • 4-3
Lettermen: Returning-n/a • Lost-n/a
Returning Starters: Offense-n/a •
 Defense-n/a • Specialty-n/a

SERIES NOTES

Series Record: WU leads 1-0
First meeting: WU 9, LU 0 in 1989
Last meeting: WU 9, LU 0 in 1989
Last WU win: 9-0 in 1989
Last LU win: n/a
Largest WU win: 9-0 in 1989
Largest LU win: n/a

2000 SCHEDULE

Sept. 2 at Lane College TBA
Sept. 9 Washburn 2 p.m.
 Sept. 23 at SW Assemblies of God TBA
 Sept. 30 Peru State 2 p.m.
 Oct. 7 at Clark Atlanta TBA
 Oct. 14 Stillman College 2 p.m.
 Oct. 21 at Langston TBA
 Oct. 28 Haskell Indian 2 p.m.
 Nov. 11 at Northwestern Okla. TBA

1999 RESULTS

Note: Lincoln played the 1999 season as a club team.

MISSOURI SOUTHERN STATE COLLEGE

GAME NO. 3 • SEPTEMBER 16, 2000 • STADIUM • JOPLIN, MO.

GENERAL

Location: Joplin, Mo.
Founded: 1937
Enrollment: 5,400
Affiliation: NCAA II
Conference: Mid-America Intercollegiate
Nickname: Lions
Colors: Green and Gold
President: Dr. Julio S. Leon
Director of Athletics: Jim Frazier
Football SID: Joe Moore
E-mail: moore-j@mail.mssc.edu
Phone: 417.625.9359
Fax: 417.625.9397
Press Box Phone: 471.625.3087



Bill Cooke



Joey Ballard

FOOTBALL

Head Coach: Bill Cooke
 Alma Mater: Fort Lewis - 1973
 Record at MSSC: 3-7, 1 season-1988
 Overall Record: 23-23-1
 Phone: 417.625.9358
Assistant Coaches: Alan Dykens, Kent Moore, Dan Scheible, Mark Smith, Travis Rhatigan
1999 Record: 5-6
MIAA Record, Finish: 3-6, 8th
Basic Formations: Veer • 4-4
Lettermen: Returning-34 • Lost-13
Returning Starters: Offense-10 • Defense-9 • Specialty-2

SERIES NOTES

Series Record: MSSC leads 19-10-1
First meeting: WU 21, MSSC 21 • 1970
Last meeting: WU 35, MSSC 28 • 1999
Last WU win: 35-28 • 1999
Last MSSC win: 17-14 • 1997
Largest WU win: 25-7 in 1986
Largest MSSC win: 44-14 in 1992

2000 SCHEDULE

Sept. 2	at Northeastern State	6 p.m.
Sept. 9	at Southwest Missouri	7 p.m.
Sept. 16	Washburn	7 p.m.
Sept. 23	at Emporia State	7 p.m.
Sept. 30	Southwest Baptist	2 p.m.
Oct. 7	at Pittsburg State	7 p.m.
Oct. 14	Northwest Missouri	7 p.m.
Oct. 21	at Truman State	2 p.m.
Oct. 28	Missouri Western	7 p.m.
Nov. 4	Central Missouri	1 p.m.
Nov. 11	at Missouri-Rolla	1 p.m.

1999 RESULTS (5-6)

Aug. 28	at Arkansas-Monticello	W 35-14
Sept. 11	Northeastern State	W 28-7
Sept. 18	at Washburn	L 28-35
Sept. 23	Emporia State	W 29-12
Sept. 30	at Southwest Baptist	W 39-0
Oct. 9	Pittsburg State	L 8-36
Oct. 16	at Northwest Missouri	L 13-52
Oct. 23	Truman State	L 40-45
Oct. 30	at Missouri Western	L 6-13
Nov. 6	at Central Missouri	L 7-47
Nov. 13	Missouri-Rolla	W 37-0

MISSOURI WESTERN STATE COLLEGE

GAME NO. 4 • SEPTEMBER 23, 2000 • MOORE BOWL • TOPEKA, KAN.

GENERAL

Location: St. Joseph, Mo.
Founded: 1969
Enrollment: 5,158
Affiliation: NCAA II
Conference: Mid-America Intercollegiate
Nickname: Griffons
Colors: Black and Gold
President: Dr. James McCarthy
Director of Athletics: Pete Chapman
Football SID: Brett King
E-mail: king@griffon.mwsc.edu
Phone: 816.271.4257
Fax: 816.271.4544
Press Box Phone: 816.271.4257



Jerry Partridge

FOOTBALL

Head Coach: Jerry Partridge
 Alma Mater: Missouri Western 1985
 Record at MWSC: 17-16, 3 years
 Overall Record: Same
 Phone: 816.271.5944
Assistant Coaches: Jay Bubak, Les Boyum, Doug Smith, Matt Williamson, Regi Trotter, Jared Curl, Phillip Nelson
1999 Record: 7-4
MIAA Record, Finish: 6-3, 3rd
Basic Formations: Multiple-I • 4-3
Lettermen: Returning-34 • Lost-15
Returning Starters: Offense-9 • Defense-3 • Specialty-1

SERIES NOTES

Series Record: MWSC leads 14-12-2
First meeting: WU 58, MWSC 3 • 1972
Last meeting: MWSC 42, WU 10 • 1999
Last WU win: 35-27 • 1998
Last MWSC win: 42-10 • 1999
Largest WU win: 58-3 in 1972
Largest MWSC win: 52-0 in 1981

2000 SCHEDULE

Aug. 31	South Dakota	6 p.m.
Sept. 9	at Fort Hays State	7 p.m.
Sept. 16	Missouri-Rolla	6 p.m.
Sept. 23	at Washburn	6 p.m.
Sept. 30	Pittsburg State	1 p.m.
Oct. 7	at Northwest Missouri	1:30 p.m.
Oct. 14	Truman State	2 p.m.
Oct. 21	at Central Missouri	2 p.m.
Oct. 28	at Missouri Southern	7 p.m.
Nov. 4	Emporia State	1 p.m.
Nov. 11	at Southwest Baptist	1:30 p.m.

1999 RESULTS (7-4)

Aug. 28	Southeastern Oklahoma	W 40-20
Sept. 11	at Minn. State-Mankato	L 41-55
Sept. 18	at Missouri-Rolla	W 56-10
Sept. 25	WASHBURN	W 42-10
Oct. 2	at Pittsburg State	L 6-31
Oct. 9	Northwest Missouri	L 34-38
Oct. 16	at Truman State	W 28-19
Oct. 23	Central Missouri	L 28-35
Oct. 30	Missouri Southern	W 13-6
Nov. 4	at Emporia State	W 27-7
Nov. 13	Southwest Baptist	W 55-7

CENTRAL MISSOURI STATE UNIVERSITY

GAME NO. 5 • SEPTEMBER 30, 2000 • STADIUM • WARRENSBURG, MO.

GENERAL

Location: Warrensburg, Mo.
Founded: 1871
Enrollment: 11,000
Affiliation: NCAA II
Conference: Mid-America Intercollegiate
Nickname: Mules
Colors: Cardinal and Black
President: Dr. Bobby Patton
Director of Athletics: Jerry Hughes
Football SID: Bill Turnage
E-mail: turnage@cmsu1.cmsu.edu
Phone: 660.543.4312
Fax: 660.543.8034
Press Box Phone: 660.543.4905



Willie Fritz

FOOTBALL

Head Coach: Willie Fritz
 Alma Mater: Pittsburg State - 1983
 Record at CMSU: 20-13, 2 years
 Overall Record: Same
 Phone: 660.543.4252

Assistant Coaches: Dave Bassore,
 Chuck Clemens, Scott Grinde, Scott
 Baumgartner

1999 Record: 7-4

MIAA Record, Finish: 5-4, 4th

Basic Formations: Pro • 4-3

Lettermen: Returning-34 • Lost-14

Returning Starters: Offense-6 •

Defense-8 • Specialty-0

SERIES NOTES

Series Record: WU leads 15-14-2

First meeting: WU 6, CMSU 0 • 1902

Last meeting: CMSU 32, WU 18 • 1999

Last WU win: 23-7 in 1996

Last CMSU win: 32-18 in 1999

Largest WU win: 34-0 in 1963

Largest CMSU win: 37-0 in 1998

2000 SCHEDULE

Aug. 31	Winona State	7 p.m.
Sept. 9	Quincy	7 p.m.
Sept. 16	Emporia State	7 p.m.
Sept. 23	at Pittsburg State	7 p.m.
Sept. 30	Washburn	7 p.m.
Oct. 7	at Truman State	2 p.m.
Oct. 14	at Missouri-Rolla	1 p.m.
Oct. 21	Missouri Western	2 p.m.
Oct. 28	Southwest Baptist	1 p.m.
Nov. 4	at Missouri Southern	1 p.m.
Nov. 11	Northwest Missouri	1 p.m.

1999 RESULTS (7-4)

Aug. 28	at Quincy	W 60-13
Sept. 4	Winona State	W 30-24
Sept. 11	at Emporia State	L 12-41
Sept. 25	Pittsburg State	L 7-14
Sept. 30	at Washburn	W 32-18
Oct. 7	Truman State	L 13-24
Oct. 16	Missouri-Rolla	W 41-0
Oct. 23	at Missouri Western	W 35-28
Oct. 30	at Southwest Baptist	W 49-3
Nov. 6	Missouri Southern	W 47-7
Nov. 13	at Northwest Missouri	L 14-41

UNIVERSITY OF MISSOURI-ROLLA

GAME NO. 6 • OCTOBER 7, 2000 • JACKLING FIELD • ROLLA, MO.

GENERAL

Location: Rolla, Mo.
Founded: 1870
Enrollment: 4,524
Affiliation: NCAA II
Conference: Mid-America Intercollegiate
Nickname: Miners
Colors: Silver and Gold
Chancellor: TBA
Director of Athletics: Mark Mullin
Football SID: John Kean
E-mail: jkean@umr.edu
Phone: 573.341.4140
Fax: 573.341.4880
Press Box Phone: 573.341.4057



Kirby Cannon



Ken Okwuonu

FOOTBALL

Head Coach: Kirby Cannon
 Alma Mater: Southwest Missouri-1981
 Record at UMR: 0-11, 1 year
 Overall Record: Same
 Phone: 573.341.4957

Assistant Coaches: Shawn Corbett,
 Travis Boulware, Jason Koltz, Jeff Jacques,
 Joe Pfankuch

1999 Record: 0-11

MIAA Record, Finish: 0-9, 10th

Basic Formations: Multiple I • 4-3

Lettermen: Returning-40 • Lost-11

Returning Starters: Offense-10 •

Defense-8 • Specialty-2

SERIES NOTES

Series Record: WU leads 6-5

First meeting: UMR 20, WU 7 • 1989

Last meeting: WU 53, UMR 18 • 1999

Last WU win: 53-18 in 1999

Last UMR win: 19-0 in 1994

Largest WU win: 45-0 in 1996

Largest UMR win: 38-14 in 1993

2000 SCHEDULE

Sept. 2	Kentucky Wesleyan	1 p.m.
Sept. 9	at Missouri Valley	7 p.m.
Sept. 16	at Missouri Western	6 p.m.
Sept. 23	Truman State	1 p.m.
Sept. 30	at Emporia State	2 p.m.
Oct. 7	Washburn	1 p.m.
Oct. 14	Central Missouri	1 p.m.
Oct. 21	at Southwest Baptist	1:30 p.m.
Oct. 28	Pittsburg State	1 p.m.
Nov. 4	at Northwest Missouri	1 p.m.
Nov. 11	Missouri Southern	1 p.m.

1999 RESULTS (0-11)

Sept. 4	at Quincy	L 16-23
Sept. 11	Missouri Valley	L 20-28
Sept. 18	Missouri Western	L 10-56
Sept. 25	at Truman State	L 0-15
Oct. 2	Emporia State	L 6-48
Oct. 9	at Washburn	L 18-53
Oct. 16	at Central Missouri	L 0-41
Oct. 23	Southwest Baptist	L 7-14
Oct. 30	at Pittsburg State	L 0-62
Nov. 6	Northwest Missouri	L 3-34
Nov. 13	at Missouri Southern	L 0-37

SOUTHWEST BAPTIST UNIVERSITY

GAME NO. 7 • OCTOBER 14, 2000 • HOMECOMING • MOORE BOWL • TOPEKA, KAN.

GENERAL

Location: Bolivar, Mo.
Founded: 1878
Enrollment: 3,000
Affiliation: NCAA II
Conference: Mid-America Intercollegiate
Nickname: Bearcats
Colors: Purple and White
President: Dr. C. Pat Taylor
Director of Athletics: Dennis Roland
Football SID: TBA
E-mail: TBA
Phone: 471.328.1799
Fax: 417.328.1745
Press Box Phone: 417.328.1738



Dennis Roland

FOOTBALL

Head Coach: Dennis Roland
 Alma Mater: Boston University-1978
 Record at SBU: 5-17, 3 seasons
 Overall Record: 30-43, 7 seasons
 Phone: 417.328.1798
Assistant Coaches: Kim Raynor, Ray Caldwell, Tony Hatmaker, Don Lee, Lynn Cain
1999 Record: 2-9
MIAA Record, Finish: 2-7, 9th
Basic Formations: Multiple I • 4-3
Lettermen: Returning-45 • Lost-17
Returning Starters: Offense-7 • Defense-7 • Specialty-1

SERIES NOTES

Series Record: WU leads 8-3
First meeting: SBU 34, WU 19 • 1989
Last meeting: WU 36, SBU 0 • 1999
Last WU win: 36-0 in 1999
Last SBU win: 26-20 OT in 1998
Largest WU win: 36-0 in 1999
Largest SBU win: 34-19 in 1989

2000 SCHEDULE

Sept. 2	Quincy	7 p.m.
Sept. 9	at Central Arkansas	7 p.m.
Sept. 16	at Truman State	1:30 p.m.
Sept. 23	Northwest Missouri	1:30 p.m.
Sept. 30	at Missouri Southern	2 p.m.
Oct. 7	Emporia State	1:30 p.m.
Oct. 14	at Washburn	2 p.m.
Oct. 21	Missouri-Rolla	1:30 p.m.
Oct. 28	at Central Missouri	1 p.m.
Nov. 4	at Pittsburg State	2 p.m.
Nov. 11	Missouri Western	1:30 p.m.

1999 RESULTS (2-9)

Sept. 4	at Arkansas Tech	L 0-33
Sept. 11	Ouachita Baptist	L 21-28
Sept. 18	Truman State	W 18-16
Sept. 25	at Northwest Missouri	L 0-52
Sept. 30	Missouri Southern	L 0-39
Oct. 9	at Emporia State	L 0-31
Oct. 14	Washburn	L 0-36
Oct. 23	at Missouri-Rolla	W 14-7
Oct. 30	Central Missouri	L 3-49
Nov. 6	Pittsburg State	L 0-65
Nov. 13	at Missouri Western	L 7-55

PITTSBURG STATE UNIVERSITY

GAME NO. 8 • OCTOBER 21, 2000 • CARNIE SMITH STADIUM • PITTSBURG, KAN.

GENERAL

Location: Pittsburg, Kan.
Founded: 1903
Enrollment: 6,377
Affiliation: NCAA II
Conference: Mid-America Intercollegiate
Nickname: Gorillas
Colors: Crimson and Gold
President: Dr. Tom Bryant
Director of Athletics: Chuck Broyles
Football SID: Dan Wilkes
E-mail: dwilkes@pittstate.edu
Phone: 316.235.4147
Fax: 316.235.4149
Press Box Phone: 316.235.4869



Chuck Broyles



Wes Baker

FOOTBALL

Head Coach: Chuck Broyles
 Alma Mater: PSU - 1970
 Record at PSU: 103-18-2, 10 years
 Overall Record: Same
 Phone: 316.235.4389
Assistant Coaches: Tim Beck, Anton Stewart, Bill Kroenke, John Pierce, Carl Roth, Crain Schurig
1999 Record: 10-2
MIAA Record, Finish: 8-1, 2nd
Basic Formations: Double Tight/Split Back/Veer • 4-4
Lettermen: Returning-35 • Lost-14
Returning Starters: Offense-4 • Defense-7 • Specialty-2

SERIES NOTES

Series Record: PSU leads 53-18-1
First meeting: WU 7, PSU 0 • 1920
Last meeting: PSU 27, WU 8 • 1999
Last WU win: 38-36 in 1980
Last PSU win: 27-8 in 1999
Largest WU win: 36-13 in 1953
Largest PSU win: 61-0 in 1989

2000 SCHEDULE

Sept. 2	North Alabama	7 p.m.
Sept. 9	vs Mesa State	6 p.m.
Sept. 16	at Northwest Missouri	1:30 p.m.
Sept. 23	Central Missouri	7 p.m.
Sept. 30	at Missouri Western	1 p.m.
Oct. 7	Missouri Southern	7 p.m.
Oct. 14	at Emporia State	2 p.m.
Oct. 21	Washburn	2 p.m.
Oct. 28	at Missouri-Rolla	1 p.m.
Nov. 4	Southwest Baptist	2 p.m.
Nov. 11	Truman State	2 p.m.

1999 RESULTS (10-2)

Sept. 4	at North Alabama	W 28-21
Sept. 11	Texas A&M Commerce	W 51-3
Sept. 18	Northwest Missouri	L 21-27
Sept. 25	at Central Missouri	W 14-7
Oct. 2	Missouri Western	W 31-6
Oct. 9	at Missouri Southern	W 36-8
Oct. 16	Emporia State	W 21-7
Oct. 23	at Washburn	W 27-8
Oct. 30	Missouri-Rolla	W 62-0
Nov. 6	at Southwest Baptist	W 65-0
Nov. 13	at Truman State	W 29-17
Nov. 20	at Northern Colorado	L 31-34

NORTHWEST MISSOURI STATE UNIVERSITY

GAME NO. 9 • OCTOBER 28, 2000 • FAMILY DAY • MOORE BOWL • TOPEKA, KAN.

GENERAL

Location: Maryville, Mo.
Founded: 1905
Enrollment: 6,200
Affiliation: NCAA II
Conference: Mid-America Intercollegiate
Nickname: Bearcats
Colors: Forest Green and White
President: Dr. Dean L. Hubbard
Director of Athletics: Dr. Jim Redd
Football SID: Andy Seeley
E-mail: nwsid@nwmissouri.edu
Phone: 660.562.1118
Fax: 660.562.1582
Press Box Phone: 660.562.1582



Mel Tjeerdsma



Tony Miles

FOOTBALL

Head Coach: Mel Tjeerdsma
 Alma Mater: Southern State - 1967
 Record at NWMSU: 58-20, 6 years
 Overall Record: 128-58-4, 16 years
 Phone: 660.562.1311
Assistant Coaches: Jim Svoboda, Scott Bostwick, Bart Tatum, Jon Gustafson
1999 Record: 14-1 • NCAA Champs
MIAA Record, Finish: 9-0, 1st
Basic Formations: Multiple • 4-3
Returning Starters: Offense-9 • Defense-6 • Specialty-0

SERIES NOTES

Series Record: NWMSU leads 13-5
First meeting: NWMSU 27, WU 0 • 1944
Last meeting: NWMSU 35, WU 10 • 1999
Last WU win: 48-14 in 1994
Last NWMSU win: 35-10 in 1999
Largest WU win: 48-14 in 1994
Largest NWMSU win: 47-0 in 1984

2000 SCHEDULE

Sept. 2	Nebraska-Omaha	1:30 p.m.
Sept. 9	at Minnesota State	1 p.m.
Sept. 16	Pittsburg State	1:30 p.m.
Sept. 23	at Southwest Baptist	1:30 p.m.
Sept. 30	at Truman State	1:30 p.m.
Oct. 7	Missouri Western	1:30 p.m.
Oct. 14	at Missouri Southern	7 p.m.
Oct. 21	Emporia State	2 p.m.
Oct. 28	at Washburn	1 p.m.
Nov. 4	Missouri-Rolla	1 p.m.
Nov. 11	at Central Missouri	1 p.m.

1999 RESULTS (14-1)

Aug. 28	Arkansas Tech	W 31-14
Sept. 4	at Nebraska-Omaha	L 17-40
Sept. 18	at Pittsburg State	W 27-21
Sept. 25	Southwest Baptist	W 52-0
Oct. 2	Truman State	W 42-32
Oct. 9	at Missouri Western	W 38-34
Oct. 16	Missouri Southern	W 52-13
Oct. 23	at Emporia State	W 59-28
Oct. 30	Washburn	W 35-10
Nov. 6	at Missouri-Rolla	W 34-3
Nov. 13	Central Missouri	W 41-14
Nov. 20	North Dakota	W 20-13 OT
Nov. 27	at Northern Colorado	W 41-35
Dec. 4	Indiana of Penn.	W 20-12
Dec. 11	vs. Carson-Newman	W 58-52 4OT

TRUMAN STATE UNIVERSITY

GAME NO. 10 • NOVEMBER 4, 2000 • STOKES STADIUM • KIRKSVILLE, MO.

GENERAL

Location: Kirksville, Mo.
Founded: 1867
Enrollment: 6,300
Affiliation: NCAA II
Conference: Mid-America Intercollegiate
Nickname: Bulldogs
Colors: Purple and White
President: Dr. Jack Magruder
Director of Athletics: Jerry Wollmering
Football SID: Melissa Ware
E-mail: mware@truman.edu
Phone: 660.785.4127/4276
Fax: 660.785.7475
Press Box Phone: 660.785.4276



John Ware



Eric Howe

FOOTBALL

Head Coach: John Ware
 Alma Mater: Drake University-1981
 Record at TSU: 30-24, 4 years
 Overall Record: Same
 Phone: 660.785.4252
Assistant Coaches: Matt Copeland, Mat Steinberg, Keeth Matheny, Matt Nelson, Tim Bussen, Nathan Haug
1999 Record: 4-7
MIAA Record, Finish: 4-5, T5th
Basic Formations: Multiple • Multiple
Lettermen: Returning-37 • Lost-21
Returning Starters: Offense-7 • Defense-5 • Specialty-1

SERIES NOTES

Series Record: Truman leads 14-3
First meeting: TSU 26, WU 13 • 1958
Last meeting: WU 52, TSU 13 • 1999
Last WU win: 52-13 in 1999
Last TSU win: 38-28 in 1998
Largest WU win: 52-13 in 1999
Largest TSU win: 39-0 in 1962

2000 SCHEDULE

Sept. 2	Northern Michigan	noon
Sept. 9	at South Dakota	7 p.m.
Sept. 16	Southwest Baptist	1:30 p.m.
Sept. 23	at Missouri-Rolla	1 p.m.
Sept. 30	Northwest Missouri	1:30 p.m.
Oct. 7	Central Missouri	2 p.m.
Oct. 14	at Missouri Western	2 p.m.
Oct. 21	Missouri Southern	2 p.m.
Oct. 28	at Emporia State	2 p.m.
Nov. 4	Washburn	1 p.m.
Nov. 11	at Pittsburg State	2 p.m.

1999 RESULTS (4-7)

Sept. 4	at Illinois State	L 9-41
Sept. 11	South Dakota	L 21-38
Sept. 18	at Southwest Baptist	L 16-18
Sept. 25	Missouri-Rolla	W 15-0
Oct. 2	at Northwest Missouri	L 32-42
Oct. 7	at Central Missouri	W 24-13
Oct. 16	Missouri Western	L 19-28
Oct. 23	at Missouri Southern	W 45-40
Oct. 30	Emporia State	W 31-24 OT
Nov. 6	at Washburn	L 18-52
Nov. 13	Pittsburg State	L 17-29

EMPORIA STATE UNIVERSITY

GAME NO. 11 • NOVEMBER 11, 2000 • SENIOR DAY • MOORE BOWL • TOPEKA, KAN.

GENERAL

Location: Emporia, Kan.
Founded: 1863
Enrollment: 5,320
Affiliation: NCAA II
Conference: Mid-America Intercollegiate
Nickname: Hornets
Colors: Old Gold and Black
President: Dr. Kay Schallenkamp
Director of Athletics: Kent Weiser
Football SID: J.D. Campbell
E-mail: campbellj@esumail.emporia.edu
Phone: 316.341.5454
Fax: 316.341.5589
Press Box Phone: 316.341.5020



Jerry Kill



Lester McCoy

FOOTBALL

Head Coach: Jerry Kill
 Alma Mater: Southwestern - 1984
 Record at ESU: 5-6, 1 year
 Overall Record: 43-20, 6 years
 Phone: 316.341.5593

Assistant Coaches: Dave Wiemers,
 Tracy Claeys, Matt Limegrover, Eric
 Klein, Rob Reeves, Jeff Imamura, Chet
 Pobolish, Larry Wiemers, Jon Wiemers

1999 Record: 5-6

MIAA Record, Finish: 4-5, T5th

Basic Formations: Multiple • 4-4

Lettermen: Returning-42 • Lost-15

Returning Starters: Offense-7 •
 Defense-5 • Specialty-2

SERIES NOTES

Series Record: ESU leads 48-42-6

First meeting: ESU 11, WU 0 • 1899

Last meeting: ESU 45, WU 20 • 1999

Last WU win: 59-46 in 1988

Last ESU win: 45-20 in 1999

Largest WU win: 34-6 in 1956

Largest ESU win: 45-6 in 1928

2000 SCHEDULE

Aug. 31 Fort Hays State 7 p.m.
 Sept. 9 at East Central Okla. 7 p.m.
 Sept. 16 at Central Missouri 7 p.m.
 Sept. 23 Missouri Southern 7 p.m.
 Sept. 30 Missouri-Rolla 2 p.m.
 Oct. 7 at Southwest Baptist 1:30 p.m.
 Oct. 14 Pittsburg State 2 p.m.
 Oct. 21 at Northwest Missouri 2 p.m.
 Oct. 28 Truman State 2 p.m.
 Nov. 4 at Missouri Western 1 p.m.
Nov. 11 at Washburn 1 p.m.

1999 RESULTS (5-6)

Sept. 4 at Fort Hays State W 31-14
 Sept. 11 Central Oklahoma L 25-28
 Sept. 18 Central Missouri W 41-12
 Sept. 23 at Missouri Southern L 12-29
 Oct. 2 at Missouri-Rolla W 48-6
 Oct. 9 Southwest Baptist W 31-0
 Oct. 16 at Pittsburg State L 7-21
 Oct. 23 Northwest Missouri L 28-59
 Oct. 30 at Truman State L 24-31 OT
 Nov. 4 Missouri Western L 7-27
Nov. 13 Washburn W 45-20

2000 MIAA COMPOSITE SCHEDULE

Thursday, August 31

South Dakota @ MWSC, 6 p.m.
 Fort Hays (Kan.) State @ ESU, 7 p.m.
 Winona (Minn.) State @ CMSU, 7 p.m.

Saturday, September 2

Northern Michigan @ TSU, noon
 Kentucky Wesleyan @ UMR, 1 p.m.
 Nebraska-Omaha @ NWMSU, 1:30 p.m.
 MSSC @ Northeastern (Okla.) State, 6 p.m.
Wisconsin-LaCrosse @ WU, 6 p.m.
 North Alabama @ PSU, 7 p.m.
 Quincy (Ill.) @ SBU, 7 p.m.

Saturday, September 9

NWMSU @ Minnesota State-Mankato, 1 p.m.
WU @ Lincoln (Mo.), 2 p.m.
 PSU vs. Mesa (Colo.) State @ Wichita, Kan., 6 p.m.
 ESU @ East Central (Okla.), 7 p.m.
 MSSC @ Southwest Missouri State, 7 p.m.
 MWSC @ Fort Hays (Kan.) State, 7 p.m.
 Quincy (Ill.) @ CMSU, 7 p.m.
 SBU @ Central Arkansas, 7 p.m.
 TSU @ South Dakota, 7 p.m.
 UMR @ Missouri Valley, 7 p.m.

Saturday, September 16

*PSU @ NWMSU, 1:30 p.m.
 *SBU @ TSU, 1:30 p.m.
 *UMR @ MWSC, 6 p.m.
 *ESU @ CMSU, 7 p.m.
***WU @ MSSC, 7 p.m.**

Saturday, September 23

*TSU @ UMR, 1 p.m.
 *NWMSU @ SBU, 1:30 p.m.
***MWSC @ WU, 6 p.m.**
 *CMSU @ PSU, 7 p.m.
 *MSSC @ ESU, 7 p.m.

Saturday, September 30

*PSU @ MWSC, 1 p.m.
 *NWMSU @ TSU, 1:30 p.m.
 *SBU @ MSSC (HC), 2 p.m.
 *UMR @ ESU, 2 p.m.
***WU @ CMSU, 2 p.m.**

Saturday, October 7

***WU @ UMR (HC), 1 p.m.**
 *ESU @ SBU, 1:30 p.m.
 *MWSC @ NWMSU, 1:30 p.m.
 *CMSU @ TSU, 2 p.m.
 *MSSC @ PSU, 7 p.m.

Saturday, October 14

*CMSU @ UMR, 1 p.m.
 *PSU @ ESU, 2 p.m.
***SBU @ WU, (HC) 2 p.m.**
 *TSU @ MWSC (HC), 2 p.m.
 *NWMSU @ MSSC, 7 p.m.

Saturday, October 21

*UMR @ SBU (HC), 1:30 p.m.
 *ESU @ NWMSU (HC), 2 p.m.
 *MSSC @ TSU (HC), 2 p.m.

*MWSC @ CMSU (HC), 2 p.m.
***WU @ PSU (HC), 2 p.m.**

Saturday, October 28

*PSU @ UMR, 1 p.m.
 *SBU @ CMSU, 1 p.m.
***NWMSU @ WU, 1 p.m.**
 *TSU @ ESU (HC), 2 p.m.
 *MWSC @ MSSC, 7 p.m.

Saturday, November 4

*CMSU @ MSSC, 1 p.m.
 *ESU @ MWSC, 1 p.m.
 *UMR @ NWMSU, 1 p.m.
***WU @ TSU, 1 p.m.**
 *SBU @ PSU, 2 p.m.

Saturday, November 11

***ESU @ WU, 1 p.m.**
 *MSSC @ UMR, 1 p.m.
 *NWMSU @ CMSU, 1 p.m.
 *MWSC @ SBU, 1:30 p.m.
 *TSU @ PSU, 2 p.m.

*=MIAA Game; HC=Homecoming.
 All times are Central and subject to change.
 Schedule as of 6/12.

Wisconsin-LaCrosse
WU Leads Series 1-0
1999 WU27-24

Lincoln
WU Leads Series 1-0
1989 LU9-0

Missouri Southern
MSSC Leads Series 19-10-1

1970	Tied	21-21
1971	MSSC	14-10
1972	MSSC	14-3
1973	WU	9-3
1974	WU	35-17
1975	MSSC	21-9
1976	MSSC	35-21
1977	MSSC	38-21
1978	MSSC	20-7
1979	WU	20-19
1980	MSSC	35-9
1981	MSSC	12-0
1982	MSSC	20-0
1983	WU	24-10
1984	WU	31-29
1985	WU	19-6
1986	WU	25-7
1987	MSSC	32-14
1988	WU	35-23
1989	MSSC	23-6
1990	MSSC	30-6
1991	MSSC	31-6
1992	MSSC	44-14
1993	MSSC	36-21
1994	MSSC	38-16
1995	MSSC	25-0
1996	MSSC	32-31
1997	MSSC	17-14
1998	WU	49-37
1999	WU	35-28

Missouri Western
MWSC Leads Series 14-12-2

1972	WU	58-3
1973	Tied	13-13
1974	WU	37-0
1975	MWSC	27-24
1976	WU	26-15
1977	Tied	7-7
1978	MWSC	53-25
1979	WU	23-21
1980	MWSC	45-14
1981	MWSC	52-0
1982	MWSC	37-21
1983	WU	24-21
1984	MWSC	37-21
1985	MWSC	13-10
1986	WU	21-14
1987	WU	31-6*
1988	WU	17-10
1989	WU	28-21*
1990	WU	21-10
1991	MWSC	35-23
1992	MWSC	41-17
1993	MWSC	41-10
1994	MWSC	60-28
1995	MWSC	17-6
1996	WU	21-7
1997	MWSC	13-12
1998	WU	35-27
1999	MWSC	42-10

*Later forfeited by WU

Central Missouri
WU Leads Series 15-14-2

1902	WU	6-0
1914	WU	6-0
1915	WU	19-7
1943	Tied	0-0
1944	WU	12-2
1945	WU	25-0
1960	CMSU	35-14
1961	WU	27-15
1962	WU	20-0
1963	WU	34-0*
1964	WU	31-0
1965	Tied	7-7
1966	CMSU	38-7
1967	CMSU	14-0
1968	CMSU	34-0
1969	CMSU	17-0
1985	WU	31-3
1986	WU	37-14
1987	CMSU	26-17
1988	WU	28-27
1989	CMSU	29-7
1990	CMSU	24-7
1991	CMSU	21-0
1992	WU	13-10
1993	CMSU	41-19
1994	CMSU	43-10
1995	WU	37-21
1996	WU	23-7
1997	CMSU	20-14
1998	CMSU	37-0
1999	CMSU	32-18

Missouri-Rolla
WU Leads Series 6-5

1989	UMR	20-7
1990	WU	13-7
1991	UMR	28-13
1992	UMR	26-21
1993	UMR	38-14
1994	UMR	19-0
1995	WU	21-10
1996	WU	45-0
1997	WU	27-13
1998	WU	24-7
1999	WU	53-18

Southwest Baptist
WU Leads Series 7-3-0

1989	SBU	34-19
1990	WU	24-9
1991	WU	14-6
1992	WU	21-17
1993	SBU	25-20
1994	WU	31-14
1995	WU	37-20
1996	WU	24-20
1997	WU	25-7
1998	SBU	26-20
1999	WU	36-0

Pittsburg State
PSU Leads Series 53-18-1

1920	WU	7-0*
1921	PSU	21-7
1922	PSU	6-0
1923	PSU	10-0

1924	PSU	20-0
1928	WU	12-0
1929	WU	12-7+
1930	WU	13-7
1931	WU	15-0
1932	WU	27-7+
1933	WU	6-0
1934	PSU	18-13
1941	Tied	7-7
1942	PSU	19-0
1943	PSU	27-7
1943	PSU	39-0
1944	PSU	26-6
1946	WU	12-7
1947	WU	13-12
1948	WU	25-7
1949	WU	27-19
1950	PSU	39-6
1951	PSU	23-0
1952	PSU	17-7
1953	WU	36-13
1954	WU	13-12
1955	PSU	12-7
1956	PSU	27-0
1957	PSU	21-6
1958	PSU	13-7
1959	PSU	26-6
1960	PSU	27-6
1961	PSU	40-0
1962	PSU	27-0
1963	PSU	21-20
1964	WU	17-7+
1965	PSU	20-7
1966	PSU	24-20
1967	PSU	38-12
1968	PSU	14-0
1969	WU	19-17
1970	PSU	13-7
1971	PSU	27-0
1972	PSU	21-7
1973	PSU	21-14
1974	PSU	15-14
1975	PSU	20-16
1976	WU	28-16
1977	WU	28-21
1978	PSU	14-27#
1979	PSU	46-12
1980	WU	38-36
1981	PSU	35-12
1982	PSU	38-14
1983	PSU	29-21
1984	PSU	21-20
1985	PSU	35-18
1986	PSU	21-7
1986	PSU	58-24
1987	PSU	44-0
1988	PSU	23-14
1989	PSU	61-0
1990	PSU	17-0
1991	PSU	21-0
1992	PSU	48-29
1993	PSU	55-18
1994	PSU	62-13
1995	PSU	31-7
1996	PSU	43-14
1997	PSU	40-11
1998	PSU	72-12
1999	PSU	27-8

+PSU records reflect different score

*Later forfeited by WU

#Later forfeited by PSU

Northwest Missouri
NW Leads Series 11-6-0

1944	NW	27-0
1944	NW	28-0
1984	NW	47-0
1985	WU	38-24
1986	WU	38-24
1987	NW	29-27
1988	WU	33-12
1989	NW	34-21
1990	WU	14-0
1991	NW	29-3
1992	NW	22-21
1993	NW	61-36
1994	WU	48-14
1995	NW	42-21
1996	NW	33-14
1997	NW	17-14
1998	NW	38-31
1999	NW	35-10

Truman State
TSU Leads Series 14-3-0

1958	NE	26-13
1959	NE	6-0
1960	NE	39-12
1961	NE	27-9
1962	NE	39-0
1963	WU	7-6*
1989	WU	21-3*
1990	NE	44-17
1991	NE	14-7
1992	NE	42-8
1993	NE	34-0
1994	NE	50-31
1995	NE	41-17
1996	TSU	38-21
1997	TSU	37-7
1998	TSU	38-28
1999	WU	52-18

*Later forfeited by WU

Emporia State
ESU Leads Series 48-42-6

1899	ESU	11-0
1901	WU	6-0
1902	WU	6-0
1903	Tied	0-0
1904	WU	21-0
1905	WU	29-6
1906	WU	6-0
1907	WU	18-0
1908	WU	6-0
1909	WU	24-6
1910	ESU	14-12
1911	WU	8-0
1912	ESU	7-6
1913	WU	41-7
1914	ESU	19-0
1915	Tied	7-7
1916	ESU	23-7
1917	Tied	0-0
1918	WU	22-3
1919	WU	20-6
1920	Tied	7-7
1921	WU	10-7+
1922	ESU	34-0
1923	Tied	7-7
1924	ESU	18-0
1925	ESU	6-0
1926	ESU	35-0

1927	ESU	20-7
1928	ESU	45-6
1929	WU	6-2
1930	WU	13-6
1931	WU	20-7
1932	Tied	0-0
1933	ESU	7-6
1934	ESU	14-6
1935	WU	12-7
1936	ESU	14-7
1937	ESU	12-6
1938	WU	19-6
1939	WU	12-0
1940	ESU	38-7
1941	ESU	20-12
1942	ESU	12-0
1946	WU	20-12
1947	ESU	12-6
1948	ESU	7-0
1949	ESU	19-14
1950	ESU	27-19
1951	WU	14-13
1952	ESU	7-6
1953	WU	21-0
1954	WU	14-6
1955	WU	26-6
1956	WU	34-6
1957	WU	25-0
1958	ESU	27-6
1959	ESU	24-13
1960	ESU	7-6
1961	ESU	26-10
1962	WU	7-6
1963	WU	32-6
1964	WU	19-6
1965	WU	21-0
1966	ESU	14-0
1966	ESU	12-6
1967	ESU	34-7
1968	ESU	47-19
1969	ESU	28-14
1970	WU	34-21
1971	ESU	3-0
1972	ESU	41-7
1973	WU	20-10
1974	WU	36-15
1975	WU	42-13
1976	WU	21-0
1977	WU	40-12
1978	WU	17-7
1979	ESU	17-11
1980	ESU	45-7
1981	WU	17-10
1982	ESU	20-13
1983	WU	41-7
1984	ESU	14-0
1985	WU	25-18
1986	ESU	22-16
1987	WU	28-

Former Ichabod Barry Galbraith (1995-99) snapped the Washburn single season for total offensive yards and total plays in a season with 2,540 and 469 respectively. His 3,040 total offensive yards ranks sixth on the career chart.



Game #1

Washburn24

Wisconsin-LaCrosse21

Sept. 4, 1999 • Veterans Stadium • LaCrosse, Wisc.

The Washburn Ichabods opened the season with a 24-21 win over the University of Wisconsin-LaCrosse.

The Ichabods struck first on a 28-yd touchdown pass from quarterback Barry Galbraith to wide receiver Marc Nardella. The drive covered 90 yards in eight plays.

The Ichabods went into the half up 9-7 on a 27-yd field goal with 30 seconds left in the half.

After a 66-yd run by Corey Crain, the Ichabods found themselves up 17-7, but on the first play from scrimmage after the kick off, Arn broke through the Ichabods' defense for an 83-yd touchdown run.

The Ichabods capped out the scoring on a 2-yd touchdown run by Galbraith with 11:39 left in the fourth quarter.

The win was the Ichabods' first season opening win on the road since 1990 when they beat Missouri-Rolla 13-7.



Score by Quarters	1	2	3	4	Score	
Washburn	6	3	8	7	- 24	Record: (1-0)
UW-La Crosse	0	7	7	7	- 21	Record: (0-1)

Scoring Summary:

1st Quarter

02:16 WU - Nardella, Marc 28 yd pass from Galbraith, Barry (Todd, Chad kick failed), 8-90 4:31, WU 6 - UWL 0

2nd Quarter

10:32 UWL - Jared Arn 4 yd run (Erik Ramirez kick), 6-44 1:58, WU 6 - UWL 7

00:30 WU - Todd, Chad 27 yd field goal, 7-30 1:11, WU 9 - UWL 7

3rd Quarter

07:46 WU - Crain, Corey 66 yd run (Camp, Joe pass), 6-94 2:40, WU 17 - UWL 7

07:14 UWL - Jared Arn 83 yd run (Erik Ramirez kick), 1-83 0:32, WU 17 - UWL 14

4th Quarter

14:56 UWL - Joe Rivard 1 yd run (Erik Ramirez kick), 10-36 4:48, WU 17 - UWL 21

11:39 WU - Galbraith, Barry 2 yd run (Todd, Chad kick), 10-78 3:17, WU 24 - UWL 21

Team Statistics	WU	UWL
FIRST DOWNS	16	16
RUSHES-YARDS (NET)	46-217	44-330
PASSING YDS (NET)	150	43
Passes Att-Comp-Int	23-11-0	20-5-2
TOTAL OFFENSE PLAYS-YARDS	69-367	64-373
Fumble Returns-Yards	0-0	0-0
Punt Returns-Yards	2-3	5-32
Kickoff Returns-Yards	4-54	3-51
Interception Returns-Yards	2-16	0-0
Punts (Number-Avg)	10-36.1	6-44.3
Fumbles-Lost	4-0	4-1
Penalties-Yards	13-103	5-31
Possession Time	31:40	28:20
Sacks By: Number-Yards	1-12	2-5

RUSHING: Washburn Univ.-Crain, Corey 3-84; Galbraith, Barry 16-41; Snyder, Cody 7-39; Jones, Reginald 12-36; Camp, Joe 7-15; Wheeler, Derric 1-2. UW-La Crosse-Jared Arn 25-255; Joe Rivard 14-59; Tad Pieczynski 3-11; A Youngbauer 2-5.

PASSING: Washburn Univ.-Galbraith, Barry 11-23-0-150. UW-La Crosse-A Youngbauer 5-20-2-43.

RECEIVING: Washburn Univ.-Nardella, Marc 4-69; Whittle, Chris 3-37; Camp, Joe 2-22; Snyder, Cody 2-22. UW-La Crosse-Joe Rivard 5-43.

INTERCEPTIONS: Washburn Univ.-Remais, Ted 1-16; Butler, Will 1-0. UW-LaCrosse-None.

Game #2

Fort Hays State14

Washburn17

Sept. 11, 1999 • Moore Bowl • Topeka, Kan.


The Washburn Ichabod football team knocked off the Fort Hays State Tigers 17-14 in its home opener Sept. 11 to reach a 2-0 mark for the first time since 1988.

Leading 17-14 late in the ballgame, the Ichabods defense held and forced the Tigers to attempt a 37-yd field goal by Weston Simoneau that sailed wide left to give the Ichabods the victory.

Washburn outgained the Tigers with 347 total yards to 220, rolling up a balanced attack with 178 passing yards and 169 rushing.

Halfback Cody Snyder scored two touchdowns for the Ichabods in the first half and led the rushing attack with 82 yards on eight carries.

The Ichabods will be at home again next Saturday (Sept. 18) for their MIAA opener against Missouri Southern.



Score by Quarters	1	2	3	4	Score	
Fort Hays State	7	0	0	7	- 14	Record: (0-2)
Washburn	6	8	3	0	- 17	Record: (2-0)

Scoring Summary:

1st Quarter

11:52 FHSU - Michael Sanders 31 yd run (Weston Simoneau kick), 7-80 3:08, FHSU 7 - WU 0

04:33 WU - Snyder, Cody 26 yd run (Edwards, Mike pass failed), 11-74 4:43, FHSU 7 - WU 6

2nd Quarter

06:28 WU - Snyder, Cody 15 yd run (Edwards, Mike rush), 5-54 1:13, FHSU 7 - WU 14

3rd Quarter

02:27 WU - Todd, Chad 27 yd field goal, 10-41 4:17, FHSU 7 - WU 17

4th Quarter

07:45 FHSU - A. Pfannenstiel 1 yd run (Weston Simoneau kick), 9-49 4:15, FHSU 14 - WU 17

	FHSU	WU
FIRST DOWNS	12	19
RUSHES-YARDS (NET)	33-94	46-169
PASSING YDS (NET)	126	178
Passes Att-Comp-Int	23-10-0	24-15-0
TOTAL OFFENSE PLAYS-YARDS	56-220	70-347
Fumble Returns-Yards	0-0	0-0
Punt Returns-Yards	2-44	9-66
Kickoff Returns-Yards	1-28	2-33
Interception Returns-Yards	0-0	0-0
Punts (Number-Avg)	10-44.5	8-37.0
Fumbles-Lost	0-0	2-1
Penalties-Yard	9-66	10-92
Possession Time	9:12	30:48
Sacks By: Number-Yards	7-39	1-9

RUSHING: Fort Hays State-Michael Sanders 12-59; Thane Van Eaton 6-30; Parker Wallace 10-8; A. Pfannenstiel 3-6; Nick Iano 1-0; Andy Garcia 1-minus 9. Washburn-Snyder, Cody 8-82; Rainer, Brandon 12-44; Camp, Joe 4-19; Crain, Corey 1-17; Galbraith, Barry 20-9; Team 1-minus 2.

PASSING: Fort Hays State-Andy Garcia 6-11-0-42; Chris Griffin 4-11-0-84; Fort Hays State 0-1-0-0. Washburn-Galbraith, Barry 15-24-0-178.

RECEIVING: Fort Hays State-Nick Iano 3-68; Andre Freeman 2-29; Rich Hardin 2-8; Ken Lloyd 1-11; Parker Wallace 1-6; Brendon Pishny 1-4. Washburn-Nardella, Marc 5-56; Whittle, Chris 4-55; Snyder, Cody 3-37; Camp, Joe 1-13; Banks, Joe 1-13; Rainer, Brandon 1-4.

INTERCEPTIONS: Fort Hays State-None. Washburn-None.



Offensive MVP
Jared Barge



Defensive MVP
Corey Phipps



Offensive MVP
Chris Whittle



Defensive MVP
Ted Remais

Game #3

Missouri Southern28

Washburn35

Sept. 18, 1999 • Moore Bowl • Topeka, Kan.


The Washburn Ichabods opened MIAA play with a 35-28 comeback victory over Missouri Southern at Moore Bowl.

Barry Galbraith hooked up with Joe Banks for a 50-yard touchdown pass with 2:04 left in the ballgame to give the Ichabods their first lead of the second half.

Washburn trailed 28-21 with under seven minutes to play, before marching 71 yards in eight plays to close the gap 28-27.

The Ichabods chose to go for two but failed on a pass to Joe Camp that was stopped short of the goal line. After holding the Lions on the ensuing drive, the Ichabod offense went to work again.

In just under two minutes the Ichabods drove 75 yards on six plays, including the 50-yard touchdown by Banks.



Score by Quarters	1	2	3	4	Score
Missouri Southern	14	6	8	0	- 28
Washburn	14	7	0	14	- 35

Record: (2-1,0-1)
Record: (3-0,1-0)

Scoring Summary:

1st Quarter

03:17 WU - Rainer, Brandon 1 yd run (Todd, Chad kick), 9-79 2:35, MSSC 0 - WU 7
01:01 MSSC - Chapman, J. 9 yd run (Lewandowski, M. kick), 5-47 2:16, MSSC 7 - WU 7
00:41 WU - Crain, Corey 97 yd kickoff return (Todd, Chad kick), MSSC 7 - WU 14
00:26 MSSC - Chapman, J. 65 yd run (Lewandowski, M. kick), 1-65 0:15, MSSC 14 - WU 14

2nd Quarter

02:49 MSSC - Ballard, J. 2 yd run (Lewandowski, M. kick failed), 4-27 1:26, MSSC 20 - WU 14
00:06 WU - Nardella, Marc 36 yd pass from Galbraith, Barry (Todd, Chad kick), 6-67 2:43, MSSC 20 - WU 21

3rd Quarter

04:00 MSSC - McKinzie, S. 4 yd run (Ballard, J. rush), 9-80 4:10, MSSC 28 - WU 21

4th Quarter

06:11 WU - Rainer, Brandon 1 yd run (Galbraith, Barry pass failed), 8-71 2:18, MSSC 28 - WU 27
02:04 WU - Banks, Joe 50 yd pass from Galbraith, Barry (Galbraith, Barry rush), 6-75 2:00, MSSC 28 - WU 35

Team Statistics

	MSSC	WU
FIRST DOWNS	13	17
RUSHES-YARDS (NET)	57-304	40-149
PASSING YDS (NET)	27	263
Passes Att-Comp-Int	8-1-0	28-15-3
TOTAL OFFENSE PLAYS-YARDS	65-331	68-412
Fumble Returns-Yards	0-0	0-0
Punt Returns-Yards	4-28	4-66
Kickoff Returns-Yards	1-51	5-164
Interception Returns-Yards	3-51	0-0
Punts (Number-Avg)	6-42.0	5-44.2
Fumbles-Lost	1-0	1-0
Penalties-Yards	4-31	6-50
Possession Time	30:59	29:01
Sacks By: Number-Yards	3-16	2-16

RUSHING: Missouri Southern-Chapman, J. 13-117; Ballard, J. 11-82; Whitney, A. 11-55; McKinzie, S. 8-26; Pedrola, K. 8-17; Williams, L. 2-9; Team 1-0; Williams, S. 3-minus 2. Washburn Univ.-Rainer, Brandon 16-95; Galbraith, Barry 14-28; Camp, Joe 5-23; Snyder, Cody 1-4; Jones, Reginald 1-2; Crain, Corey 1-0; Team 2-minus 3.

PASSING: Missouri Southern-Chapman, J. 1-5-0-27; McKinzie, S. 0-3-0-0. Washburn Univ.-Galbraith, Barry 15-28-3-263.

RECEIVING: Missouri Southern-Davie, R. 1-27. Washburn Univ.-Nardella, Marc 9-111; Banks, Joe 2-64; Whittle, Chris 2-45; Snyder, Cody 2-43.

INTERCEPTIONS: Missouri Southern-Cook, J. 2-33; Walker, J. 1-18. Washburn Univ.-None.



Offensive MVP
Marc Nardella

Defensive MVP
Jerome Bobbitt



Game #4

Washburn10

Missouri Western42

Sept. 25, 1999 • Spratt Stadium • St. Joseph, Mo.


The Washburn Ichabods' hopes of going 4-0 for the first time since 1986 came crashing to a halt as the Missouri Western State College Griffons reeled off 35 unanswered points in a 42-10 win.

The Griffons (3-1, 2-0 MIAA) took the opening kickoff traveling 80 yards in eight plays capped by a Kasey Waterman to Jerris Evans 26-yard touchdown pass to take the early lead.

After trading punts, the Ichabods (3-1, 1-1 MIAA) put three points on the board with a Chad Todd 29-yard field goal.

The Ichabods would force a Griffon punt on their next drive and take the lead on a Corey Crain 5-yard rush. Todd would add the point after the put the Ichabods up 10-7 late in the first quarter.

Missouri Western would then take its following drive 54-yards in seven plays to go up 14-10 with 1:23 left in the first quarter.



Score by Quarters	1	2	3	4	Score
Washburn	10	0	0	0	- 10
Missouri Western	14	7	14	7	- 42

Record: (3-1,1-1)
Record: (3-1,2-0)

Scoring Summary:

1st Quarter

12:04 MW - Evans, Jerris 26 yd pass from Waterman, Kasey (Toms, Kevin kick), 8-80 2:56, WU 0 - MW 7
06:25 WU - Todd, Chad 29 yd field goal, 4-6 1:26, WU 3 - MW 7

02:28 WU - Crain, Corey 5 yd run (Todd, Chad kick), 7-54 2:57, WU 10 - MW 7

01:23 MW - Connaker, Mike 54 yd pass from Waterman, Kasey (Toms, Kevin kick), 3-80 1:05, WU 10 - MW 14

2nd Quarter

13:13 MW - Waterman, Kasey 52 yd run (Toms, Kevin kick), 3-52 1:40, WU 10 - MW 21

3rd Quarter

09:57 MW - Connaker, Mike 6 yd run (Toms, Kevin kick), 3-53 0:52, WU 10 - MW 28

07:55 MW - Evans, Jerris 23 yd pass from Waterman, Kasey (Toms, Kevin kick), 3-20 1:39, WU 10 - MW 35

4th Quarter

10:35 MW - Jackson, Ahmad 7 yd run (Toms, Kevin kick), 11-62 4:52, WU 10 - MW 42

	WU	MWSC
FIRST DOWNS	18	14
RUSHES-YARDS (NET)	55-128	38-242
PASSING YDS (NET)	161	162
Passes Att-Comp-Int	28-14-1	17-10-0
TOTAL OFFENSE PLAYS-YARDS	83-289	55-404
Fumble Returns-Yards	1-32	0-0
Punt Returns-Yards	2-13	0-0
Kickoff Returns-Yards	6-93	1-13
Interception Returns-Yards	0-0	1-19
Punts (Number-Avg)	5-31.6	6-40.2
Fumbles-Lost	2-1	1-1
Penalties-Yards	5-47	5-40
Possession Time	35:45	24:15
Sacks By: Number-Yards	0-0	9-50

RUSHING: Washburn Univ.-Rainer, Brandon 20-72; Snyder, Cody 5-28; Camp, Joe 6-20; Crain, Corey 2-8; Galbraith, Barry 22-0. Missouri Western-Connaker, Mike 14-119; Waterman, Kasey 2-59; Jackson, Ahmad 14-58; Hoffman, Somy 2-4; Reed, Ryan 1-2; Smith, Matt 4-0; Dirks, Robert 1-0.

PASSING: Washburn Univ.-Galbraith, Barry 14-28-1-161. Missouri Western-Waterman, Kasey 10-17-0-162.

RECEIVING: Washburn Univ.-Nardella, Marc 6-87; Snyder, Cody 3-26; Rainer, Brandon 2-11; Whittle, Chris 1-20; Camp, Joe 1-13; McNeal, Colon 1-4. Missouri Western-Evans, Jerris 3-58; Reed, Ryan 3-4; Connaker, Mike 1-54; Dirks, Robert 1-25; Dec, Donnie 1-15; Kay, Josh 1-6.

INTERCEPTIONS: Washburn Univ.-None. Missouri Western-Burnside, Brent 1-19.



Offensive MVP
Kevin Wheeler

Defensive MVP
Aaron Doonan



Game #5 Central Missouri32 Washburn18

Sept. 30, 1999 • Moore Bowl • Topeka, Kan.

The Washburn Ichabods fell to 3-2 after a 32-18 loss to Central Missouri State at Moore Bowl Thursday night.

The Ichabods were outscored 26-0 and were held to only 81 yards and four first downs in the second half by the conference's top-ranked defense.

Early on it was all Washburn. Cody Snyder caught two touchdown passes of 36 and 51 yards in the first 16 minutes to make it 12-0.

After Central closed the gap to 15-6, Washburn added its final points of the game on Chad Todd's 26-yard field goal with 29 seconds left in the half.

Snyder finished the game with six catches for 114 yards, while Brandon Rainer tallied 76 yards on 15 carries to lead the Washburn rushing attack.



Score by Quarters	1	2	3	4	Score
Central Missouri	0	6	16	10	- 32
Washburn	6	12	0	0	- 18

Record: (3-2,1-2)
Record: (3-2,1-2)

Scoring Summary:

1st Quarter

09:31 WU - Snyder, Cody 36 yd pass from Galbraith, Barry (Todd, Chad kick blocked), 5-59 2:12, CMSU 0 - WU 6

2nd Quarter

14:28 WU - Snyder, Cody 51 yd pass from Galbraith, Barry (Edwards, Mike pass failed), 4-80 0:45, CMSU 0 - WU 12

12:04 WU - Todd, Chad 34 yd field goal, 4-7 2:17, CMSU 0 - WU 15

11:41 CMSU - Ford, Dexter 1 yd run (Holmes, John pass failed), 2-39 0:23, CMSU 6 - WU 15

00:29 WU - Todd, Chad 26 yd field goal, 4--1 1:41, CMSU 6 - WU 18

3rd Quarter

12:05 CMSU - DuBois, Lee 27 yd field goal, 6-12 2:55, CMSU 9 - WU 18

08:00 CMSU - Goos, Nick 42 yd pass from Holmes, John (DuBois, Lee kick), 2-45 0:54, CMSU 16 - WU 18

03:35 CMSU - Carter, Mike 69 yd pass from Holmes, John (DuBois, Lee kick failed), 2-73 0:52, CMSU 22 - WU 18

4th Quarter

11:50 CMSU - Holmes, John 15 yd run (DuBois, Lee kick), 4-61 1:13, CMSU 29 - WU 18

02:48 CMSU - DuBois, Lee 27 yd field goal, 6-17 2:26, CMSU 32 - WU 18

Team Statistics	CMSU	WU
FIRST DOWNS	12	12
RUSHES-YARDS (NET)	46-188	45-78
PASSING YDS (NET)	179	163
Passes Att-Comp-Int	9-5-0	19-11-0
TOTAL OFFENSE PLAYS-YARDS	55-367	64-241
Fumble Returns-Yards	0-(-7)	0-0
Punt Returns-Yards	3-(-4)	3-16
Kickoff Returns-Yards	4-115	5-89
Interception Returns-Yards	0-0	0-0
Punts (Number-Avg)	5-42.0	9-33.7
Fumbles-Lost	5-3	3-2
Penalties-Yards	8-60	7-37
Possession Time	26:22	33:38
Sacks By: Number-Yards	8-48	0-0

RUSHING: Central Missouri St.-Graham, Jason 28-138; Nickerson, K. 9-31; Holmes, John 1-15; Koob, Ryan 2-2; Goos, Nick 2-1; Ford, Dexter 4-1. Washburn Univ.-Rainer, Brandon 15-74; Camp, Joe 7-22; Snyder, Cody 5-3; Edwards, Mike 1-minus 3; Galbraith, Barry 17-minus 18.

PASSING: Central Missouri St.-Holmes, John 5-9-0-179. Washburn Univ.-Galbraith, Barry 10-18-0-153; Edwards, Mike 1-1-0-10.

RECEIVING: Central Missouri St.-Goos, Nick 3-72; Carter, Mike 1-69; Schmidt, Greg 1-38. Washburn Univ.-Snyder, Cody 6-114; Banks, Joe 2-20; Whittle, Chris 1-19; McNeal, Colon 1-6; Nardella, Marc 1-4.

INTERCEPTIONS: Central Missouri St.-None. Washburn Univ.-None.



Offensive MVP
Cody Snyder



Defensive MVP
Buck Reuter


Game #6 Missouri-Rolla18 Washburn53

Oct. 9, 1999 • Moore Bowl • Topeka, Kan.

The Washburn Ichabods used a dominating second half performance to defeat Missouri-Rolla 53-18 on homecoming.

The 53 point total was Washburn's highest total ever in MIAA play and the victory was its largest margin since a 45-0 victory against the Miners in 1996.

The Washburn defense held the Miners to 40 yards in the second half, while the offense took control of the ballgame. The Ichabods gained 299 total yards in the second half, including 186 yards rushing after gaining only 46 yards on the ground in the first half.



Score by Quarters	1	2	3	4	
Missouri-Rolla	3	15	0	0	- 18
Washburn	15	10	14	14	- 53

Record: (0-6,0-4)
Record: (4-2,2-2)

Scoring Summary:

1st Quarter

11:58 WU - Todd, Chad 22 yd field goal, 6-25 2:55, UMR 0 - WU 3

07:51 WU - Galbraith, Barry 1 yd run (Todd, Chad rush fumbled), 6-26 2:26, UMR 0 - WU 9

05:05 WU - Nardella, Marc 36 yd pass from Galbraith, Barry (Edwards, Mike pass failed), 1-36 0:06, UMR 0 - WU 15

02:38 UMR - Mendrygal, Alex 21 yd field goal, 8-73 2:36, UMR 3 - WU 15

2nd Quarter

14:55 UMR - Mendrygal, Alex 38 yd field goal, 5-6 2:44, UMR 6 - WU 15

12:35 UMR - Mendrygal, Alex 33 yd field goal, 7-10 2:10, UMR 9 - WU 15

10:46 UMR - Okwuonu, Ken 47 yd run (Mendrygal, Alex kick failed), 1-47 0:08, UMR 15 - WU 15

08:43 WU - Banks, Joe 46 yd pass from Galbraith, Barry (Todd, Chad kick), 4-57 2:03, UMR 15 - WU 22

01:24 UMR - Mendrygal, Alex 35 yd field goal, 4-1 0:51, UMR 18 - WU 22

00:07 WU - Todd, Chad 33 yd field goal, 9-54 1:17, UMR 18 - WU 25

3rd Quarter

08:05 WU - Nardella, Marc 14 yd pass from Galbraith, Barry (Todd, Chad kick), 7-74 2:01, UMR 18 - WU 32

00:36 WU - Galbraith, Barry 1 yd run (Todd, Chad kick), 9-61 2:41, UMR 18 - WU 39

4th Quarter

14:11 WU - Camp, Joe 34 yd pass from Galbraith, Barry (Todd, Chad kick), 3-50 0:49, UMR 18 - WU 46

12:14 WU - Richardson, J.J. 27 yd interception return (Todd, Chad kick), , UMR 18 - WU 53

	UMR	WU
FIRST DOWNS	14	22
RUSHES-YARDS (NET)	52-180	41-232
PASSING YDS (NET)	42	260
Passes Att-Comp-Int	21-5-2	23-14-0
TOTAL OFFENSE PLAYS-YARDS	73-222	64-492
Fumble Returns-Yards	0-0	0-0
Punt Returns-Yards	2-9	3-61
Kickoff Returns-Yards	10-156	5-115
Interception Returns-Yard	0-0	2-25
Punts (Number-Avg)	5-38.2	2-38.0
Fumbles-Lost	2-2	5-4
Penalties-Yards	1-5	10-62
Possession Time	36:30	23:30
Sacks By: Number-Yards	0-0	4-27

RUSHING: Missouri-Rolla-Okwuonu, Ken 29-131; Clarke, Brad 9-36; Cameron, Shane 2-14; Singleton, Andy 2-5; Carter, Jason 3-4; Brueckner, Matt 6-minus 5; Mahoney, Mike 1-minus 5. Washburn Univ.-Galbraith, Barry 14-59; Camp, Joe 8-46; Rainer, Brandon 9-40; Edwards, Mike 2-39; Richardson, J.J. 1-24; Crain, Corey 2-17; Jones, Reginald 3-7; Taylor, Preston 1-1; Team 1-minus 1.

PASSING: Missouri-Rolla-Brueckner, Matt 4-19-1-31; Mahoney, Mike 1-2-1-11. Washburn Univ.-Galbraith, Barry 13-19-0-235; Edwards, Mike 1-4-0-25.

RECEIVING: Missouri-Rolla-Petty, Sam 3-29; Ennis, Ken 1-11; Clarke, Brad 1-2. Washburn Univ.-Nardella, Marc 5-82; Camp, Joe 4-78; Banks, Joe 2-58; Harris, Todd 1-25; Crain, Corey 1-10; McNeal, Colon 1-7.

INTERCEPTIONS: Missouri-Rolla-None. Washburn Univ.-Wrecke, Garrett 1-minus 2; Richardson, J.J. 1-27.



Offensive MVP
Barry Galbraith



Defensive MVP
Corey Phipps

Game #7 Washburn36 Southwest Baptist0

Oct. 14, 1999 • Plaster Stadium • Bolivar, Mo.

The Washburn Ichabods reached the five-win plateau for the first time in the 90s with a 36-0 win over Southwest Baptist University. The SBU blanking was the first shutout for the Ichabods since 1996 when Washburn held Missouri-Rolla scoreless and won 45-0.

The Ichabods lit up the scoreboard early. After SBU fumbled on their first play from scrimmage on a sack by Casey Rhinehart, the Ichabods ran two plays and Joe Camp scored from 10 yards on the first of his two first quarter touchdown runs with 14:05 left in the first quarter. Camp would score again with 35 seconds in the first quarter on a six yard touchdown run.

The story of the game was the smothering defense of the Ichabods. The Ichabods defense allowed only four first downs and did not let SBU complete their first pass until 4:27 left in the game. The defense also continued SBU's streak of scoreless quarters to 16 consecutive without a point.

Washburn held a huge advantage in time of possession. The Ichabods had the ball for 43:47 compared to the 17:13 for the Bearcats. The Ichabods also held SBU under 100 yards in total offense with 95 yards in 41 plays.



Score by Quarters	1	2	3	4	Score	
Washburn	13	13	10	0	-	36
Southwest Baptist	0	0	0	0	-	0
						Record: (5-2,3-2)
						Record: (1-6,1-4)

Scoring Summary:

1st Quarter

14:05 WU - Camp,Joe 10 yd run (Todd,Chad kick), 2-13 0:40, WU 7 - SBU 0

00:35 WU - Camp,Joe 6 yd run (Edwards,Mike rush failed), 3-21 0:39, WU 13 - SBU 0

2nd Quarter

07:44 WU - Rainer,Brandon 4 yd run (Galbraith,Barry rush failed), 13-79 6:18, WU 19 - SBU 0

02:00 WU - Snyder,Cody 19 yd run (Todd,Chad kick), 9-58 4:02, WU 26 - SBU 0

3rd Quarter

08:22 WU - Nardella,Marc 44 yd pass from Galbraith,Barry (Todd,Chad kick), 7-81 3:23, WU 33 - SBU 0

03:23 WU - Todd,Chad 21 yd field goal, 7-16 4:01, WU 36 - SBU 0

Team Statistics

	WU	SBU
FIRST DOWNS	26	4
RUSHES-YARDS (NET)	68-275	23-51
PASSING YDS (NET)	154	44
Passes Att-Comp-Int	14-12-0	18-3-1
TOTAL OFFENSE PLAYS-YARDS	82-429	41-95
Fumble Returns-Yards	0-0	0-0
Punt Returns-Yards	5-41	1-1
Kickoff Returns-Yards	0-0	5-94
Interception Returns-Yards	1-23	0-0
Punts (Number-Avg)	2-41.5	8-41.1
Fumbles-Lost	3-0	2-2
Penalties-Yards	8-78	4-20
Possession Time	42:47	17:13
Sacks By: Number-Yards	3-5	2-20

RUSHING: Washburn Univ.-Rainer,Brandon 13-60; Snyder,Cody 7-58; Camp,Joe 9-58; Edwards,Mike 10-39; Galbraith,Barry 19-33; Hayes,Patrick 5-22; Jones,Reginald 3-4; Taylor,Preston 2-1. Southwest Baptist-Wall, J.T. 5-26; Green,Marc 7-15; Lowe, Chris 3-12; Lotaki, Palu 1-1; Glover, Jantzen 1-1; Jones, Kenny 6-minus 4.

PASSING: Washburn Univ.-Galbraith,Barry 10-12-0-146; Edwards,Mike 2-2-0-8. Southwest Baptist-Green,Marc 0-12-1-0; Lowe, Chris 3-6-0-44.

RECEIVING: Washburn Univ.-Nardella,Marc 4-63; Camp,Joe 2-25; Banks,Joe 2-25; Dodge,Mark 1-15; Snyder,Cody 1-13; Whittle, Chris 1-11; Harris,Todd 1-2. Southwest Baptist-Wallace,Kendrik 1-23; Hughes, Cory 1-18; Wall, J.T. 1-3.

INTERCEPTIONS: Washburn Univ.-Remais,Ted 1-23. Southwest Baptist-None.



Offensive MVP
Joe Camp

Defensive MVP
Casey Rhinehart



Game #8 Pittsburg State27 Washburn8

Oct. 23, 1999 • Moore Bowl • Topeka, Kan.


The Washburn Ichabods gave a valiant effort but came up short 27-8 to the Pittsburg State Gorillas.

The Ichabods outgained the Gorillas with 378 yards of total offense to 326 for the Gorillas but failed to convert yardage into points because of fumbles and missed field goals deep in Pittsburg State territory.

Trailing 13-0 midway through the third quarter, the Ichabods had a chance to make a game of it. Washburn drove the ball 78 yards on 14 plays down to the Gorilla 7 before failing on fourth and short. Barry Galbraith's pitch out to Cody Snyder was off the mark and Pittsburg State recovered.

The Gorillas went the length of the field on the following drive, stretching 93 yards in 13 plays to take control of the ballgame. Pittsburg State connected on a crucial 3-and-5 on from their own 13 when Lateef Walker hit Gerren Comeaux for a 44-yard reception into Ichabod territory.

Washburn finally got on the scoreboard on the last play of the ballgame when Galbraith hit Marc Nardella for a 7-yard touchdown. The Ichabods added a two-point conversion pass from Galbraith to Snyder to finish 27-8.



Score by Quarters	1	2	3	4	Score	
Pittsburg State	10	0	3	14	-	27
Washburn	0	0	0	8	-	8
						Record: (7-1,5-1)
						Record: (5-3,3-3)

Scoring Summary:

1st Quarter

10:02 PSU - Golomski,Jim 17 yd pass from Walker,Lateef (Kral,Gary kick), 3-45 1:05, PSU 7 - WU 0

01:17 PSU - Kral,Gary 39 yd field goal, 6-49 2:46, PSU 10 - WU 0

3rd Quarter

13:52 PSU - Kral,Gary 36 yd field goal, 4--5 0:52, PSU 13 - WU 0

4th Quarter

13:30 PSU - Butcher,Stacy 1 yd run (Kral,Gary kick), 13-93 5:21, PSU 20 - WU 0

09:15 PSU - Walker,Lateef 5 yd run (Kral,Gary kick), 6-63 2:27, PSU 27 - WU 0

00:00 WU - Nardella,Marc 7 yd pass from Galbraith,Barry (Snyder,Cody pass), 16-54 4:20, PSU 27 - WU 8

	PSU	WU
FIRST DOWNS	15	20
RUSHES-YARDS (NET)	43-207	52-212
PASSING YDS (NET)	119	166
Passes Att-Comp-Int	12-4-2	30-15-0
TOTAL OFFENSE PLAYS-YARDS	55-326	82-378
Fumble Returns-Yards	0-0	0-0
Punt Returns-Yards	4-23	2-10
Kickoff Returns-Yards	1-20	5-88
Interception Returns-Yards	0-0	2-35
Punts (Number-Avg)	5-40.6	6-39.5
Fumbles-Lost	0-0	3-3
Penalties-Yards	3-25	7-66
Possession Time	24:18	35:42
Sacks By: Number-Yards	7-25	1-4

RUSHING: Pittsburg State-Shay,Josh 12-142; Chatmon,Anthony 6-33; Butcher,Stacy 4-12; Darby,Milen 5-9; Walker,Lateef 15-6; Becker,Aaron 1-5. Washburn Univ.-Galbraith,Barry 30-75; Crain,Corey 6-51; Rainer,Brandon 8-41; Jones,Reginald 2-26; Snyder,Cody 6-19.

PASSING: Pittsburg State-Walker,Lateef 4-11-2-119; Becker,Aaron 0-1-0-0. Washburn Univ.-Galbraith,Barry 15-28-0-166; Team 0-1-0-0; Taylor,Preston 0-1-0-0.

RECEIVING: Pittsburg State-Comeaux,Gerren 2-79; Golomski,Jim 2-40. Washburn Univ.-Nardella,Marc 5-66; Snyder,Cody 4-28; Banks,Joe 2-17; Crain,Corey 1-25; McNeal,Colon 1-11; Whittle, Chris 1-10; Taylor,Preston 1-9.

INTERCEPTIONS: Pittsburg State-None. Washburn Univ.-Stewart,Kris 1-17; Remais,Ted 1-18.



Offensive MVP
Brandon Rainer

Defensive MVP
Jeremy Potts



Game #9

Washburn10

Northwest Missouri35

Oct. 30, 1999 • Rickenbrode Stadium • Maryville, Mo.

Washburn fell to the No. 5 ranked Northwest Missouri State Bearcats 35-10.


Northwest got on the board first on a 18-yard touchdown run by David Jansen. Jansen ran for 108 yards on the afternoon.

Chad Todd kicked a 32-yard field goal to put the Ichabods in the scoring column with 10:57 left in the second quarter.

Washburn would be held scoreless until Brandon Rainer capped a nine-play, 90-yard drive with a 3-yard touchdown scamper.

Rainer led the Ichabods on the ground with 85 yards on 17 carries including the lone score for the 'Bods. Rainer averaged five yards a carry for Washburn. Barry Galbraith was 18 of 30 with two interceptions for 236 yards. Cody Snyder rushed for 41 yards on seven carries. He also had six receptions for 77 yards.

Marc Nardella had three receptions for 67 yards and moved into a tie for third place in Washburn history with Troy Slusser with 107 receptions.



Score by Quarters	1	2	3	4	Score
Washburn	0	3	7	0	10
Northwest Missouri	7	14	7	7	35

Record: (5-4,3-4)
Record: (8-1,7-0)

Scoring Summary:

1st Quarter

06:44 NWMSU - Jansen,David 18 yd run (Purnell,David kick), 8-83 2:42, WU 0 - NWMSU 7

2nd Quarter

10:57 WU - Todd,Chad 32 yd field goal, 12-26 5:11, WU 3 - NWMSU 7

08:59 NWMSU - Maus,Mark 4 yd run (Purnell,David kick), 5-69 1:58, WU 3 - NWMSU 14

01:47 NWMSU - Jansen,David 26 yd run (Purnell,David kick), 5-74 2:14, WU 3 - NWMSU 21

3rd Quarter

04:08 NWMSU - Hackett,Ryan 11 yd pass from Miles,Travis (Purnell,David kick), 8-88 2:43, WU 3 - NWMSU 28

00:19 WU - Rainer,Brandon 3 yd run (Todd,Chad kick), 9-90 3:49, WU 10 - NWMSU 28

4th Quarter

09:38 NWMSU - Erpelding,Andy 2 yd run (Purnell,David kick), 13-73 5:41, WU 10 - NWMSU 35

Team Statistics	WU	NWMSU
FIRST DOWNS	22	25
RUSHES-YARDS (NET)	48-146	34-238
PASSING YDS (NET)	236	250
Passes Att-Comp-Int	30-18-2	28-18-0
TOTAL OFFENSE PLAYS-YARDS	78-382	62-488
Fumble Returns-Yards	0-0	0-0
Punt Returns-Yards	2-18	0-0
Kickoff Returns-Yards	5-87	3-56
Interception Returns-Yards	0-0	2-40
Punts (Number-Avg)	3-41.0	4-35.2
Fumbles-Lost	1-0	1-1
Penalties-Yards	11-97	10-111
Possession Time	34:27	25:33
Sacks By: Number-Yards	0-0	7-40

RUSHING: Washburn Univ.-Rainer,Brandon 17-85; Snyder,Cody 7-41; Crain,Corey 2-14; Camp,Joe 3-12; Galbraith,Barry 19-minus 6. Northwest Mo. St.-Jansen,David 17-108; Hackett,Ryan 6-50; Miles,Tony 4-48; Maus,Mark 4-21; Miles,Travis 2-9; Erpelding,Andy 1-2.

PASSING: Washburn Univ.-Galbraith,Barry 18-30-2-236. Northwest Mo. St.-Miles,Travis 18-28-0-250.

RECEIVING: Washburn Univ.-Snyder,Cody 6-77; Whittle,Chris 4-50; Nardella,Marc 3-67; Banks,Joe 3-12; Rainer,Brandon 1-4; Crain,Corey 1-2; Camp,Joe 1-0. Northwest Mo. St.-Miles,Tony 4-86; Maus,Mark 4-31; Jansen,David 3-9; Hill,J.R. 2-50; Hackett,Ryan 2-31; Holmes,Seneca 2-25; Comer,Steve 1-18.

INTERCEPTIONS: Washburn Univ.-None. Northwest Mo. St.-Williams,Brian 1-0; Taylor,Frank 1-40.



Offensive MVP
Barry Galbraith



Defensive MVP
Darin Schroeder

Game #10

Truman State18

Washburn52

Nov. 6, 1999 • Moore Bowl • Topeka, Kan.

The Washburn Ichabods clinched their first winning season since 1988 with a convincing 52-18 victory over the Truman State Bulldogs at Moore Bowl.

Leading 24-12 in the third quarter, the Ichabods scored four straight touchdowns in the last four minutes of the quarter.

Washburn used a combination of big plays on both sides of the ball to secure the victory.

On offense, the Ichabods rolled up 603 yards of total offense, including 342 yards passing by Barry Galbraith. Galbraith completed 15 of 22 passes, including three passes of 50 yards or better. The first was a 65-yard completion to Marc Nardella, who also caught a 63-yard touchdown in the third quarter.

Nardella finished with four catches for 163 yards. Joe Banks also caught a 50-yard touchdown in the second quarter. Cody Snyder ran nine times for 66 yards, while catching five passes for 84 yards.



Score by Quarters	1	2	3	4	Score
Truman	0	12	0	6	18
Washburn	3	21	28	0	52

Record: (4-6,4-4)
Record: (6-4,4-4)

Scoring Summary:

1st Quarter

03:01 WU - Todd,Chad 27 yd field goal, 8-30 3:04, TSU 0 - WU 3

2nd Quarter

13:45 TSU - Collins,Kevin 66 yd pass from Howe,Eric (Klee,Jeff kick blocked), 2-66 0:17, TSU 6 - WU 3

06:03 WU - Snyder,Cody 1 yd run (Todd,Chad kick blocked), 6-87 2:31, TSU 6 - WU 9

04:12 WU - Banks,Joe 50 yd pass from Galbraith,Barry (Galbraith,Barry rush), 3-47 0:21, TSU 6 - WU 17

02:36 WU - Snyder,Cody 31 yd pass from Galbraith,Barry (Todd,Chad kick), 3-35 0:52, TSU 6 - WU 24

00:09 TSU - Collins,Kevin 30 yd pass from Howe,Eric (Johnson,Deric rush failed), 4-42 0:25, TSU 12 - WU 24

3rd Quarter

04:11 WU - Snyder,Cody 1 yd run (Todd,Chad kick), 10-69 3:38, TSU 12 - WU 31

02:54 WU - Nardella,Marc 63 yd pass from Galbraith,Barry (Todd,Chad kick), 1-63 0:09, TSU 12 - WU 38

01:07 WU - Rainer,Brandon 10 yd run (Todd,Chad kick), 3-29 0:59, TSU 12 - WU 45

00:49 WU - Stewart,Kris 12 yd interception return (Todd,Chad kick), , TSU 12 - WU 52

4th Quarter

07:30 TSU - Jensen,Geoff 6 yd pass from Sullivan,Ryan (Sullivan,Ryan pass failed), 10-87 3:08, TSU 18 - WU 52

	TSU	WU
FIRST DOWNS	21	27
RUSHES-YARDS (NET)	19-51	60-261
PASSING YDS (NET)	335	342
Passes Att-Comp-Int	55-26-2	22-15-1
TOTAL OFFENSE PLAYS-YARDS	74-386	82-603
Fumble Returns-Yards	0-0	0-0
Punt Returns-Yards	0-0	3-8
Kickoff Returns-Yards	5-124	3-23
Interception Returns-Yards	1-0	2-12
Punts (Number-Avg)	7-34.9	4-39.0
Fumbles-Lost	1-0	0-0
Penalties-Yards	5-51	11-106
Possession Time	22:48	37:12
Sacks By: Number-Yards	3-21	1-11

RUSHING: Truman-Johnson,Deric 8-28; Redding,Michael 4-15; Sullivan,Ryan 1-8; Collins,Kevin 1-1; Howe,Eric 4-0; Swenson,Carl 1-minus 1. Washburn Univ.-Snyder,Cody 9-66; Rainer,Brandon 13-65; Jones,Reginald 10-43; Galbraith,Barry 16-42; Crain,Corey 3-24; Camp,Joe 5-10; Taylor,Preston 1-7; Hayes,Patrick 2-5; Team 1-minus 1.

PASSING: Truman-Howe,Eric 23-49-2-309; Sullivan,Ryan 3-6-0-26. Washburn Univ.-Galbraith,Barry 15-22-1-342.

RECEIVING: Truman-Collins,Kevin 7-129; Bussen,Tim 7-84; Blakley,Andrew 3-40; Redding,Michael 3-10; Fearn,Moni 2-29; Jensen,Geoff 2-23; Wolfe,Todd 2-20. Washburn Univ.-Snyder,Cody 5-84; Nardella,Marc 4-163; Banks,Joe 2-60; McNeal,Colon 1-26; Whittle,Chris 1-7; Hayes,Patrick 1-5; Rainer,Brandon 1-minus 3.

INTERCEPTIONS: Truman-Schrey,Brett 1-0. Washburn Univ.-Huske,Ryan 1-0; Stewart,Kris 1-12.



Offensive MVP
Barry Galbraith



Defensive MVP
Kris Stewart

Game #11


Washburn20

Emporia State45

Nov. 11, 1999 • Welch Stadium • Emporia, Kan.

The Ichabods fell to Emporia State in the Turnpike Series 45-20 to finish the season 6-5, 4-5 MIAA, the first winning season since 1988.

The Ichabods were held scoreless in the first half, not scoring until the 6:50 mark of the third quarter on a 36-yard touchdown pass from Barry Galbraith to Marc Nardella. The same combination of Galbraith to Nardella would work again with 14:51 in the fourth quarter. The duo connected on a 59-yard touchdown pass. The Ichabods would close out the scoring on a 2-yard touchdown run by Brandon Rainer with 29 seconds left in the game. Nardella would score the two-point conversion on a pass from Galbraith.



Score by Quarters	1	2	3	4	Score
Washburn	0	0	6	14	- 20
Emporia State	7	17	21	0	- 45

Record: (6-5,4-5)
Record: (5-6,4-5)

Scoring Summary:

1st Quarter

02:36 ESU - McCoy, Lester 4 yd pass from Copeland, K. (Contreras, Rob kick), 5-90 0:46, WU 0 - ESU 7

2nd Quarter

03:33 ESU - Jacobs, Joe 17 yd run (Contreras, Rob kick failed), 10-94 4:27, WU 0 - ESU 13

01:25 ESU - McCoy, Lester 45 yd pass from Jacobs, Joe (McCoy, Lester pass), 2-45 0:15, WU 0 - ESU 21

00:08 ESU - Contreras, Rob 47 yd field goal, 4-2 0:21, WU 0 - ESU 24

3rd Quarter

10:28 ESU - Fesseh, William 1 yd run (Contreras, Rob kick), 5-61 4:39, WU 0 - ESU 31

08:27 ESU - McCoy, Lester 44 yd pass from Copeland, K. (Contreras, Rob kick), 1-44 0:08, WU 0 - ESU 38

06:50 WU - Nardella, Marc 36 yd pass from Galbraith, Barry (Galbraith, Barry rush failed), 5-92 1:37, WU 6 - ESU 38

00:32 ESU - Ferguson, Jason 1 yd pass from Jacobs, Joe (Contreras, Rob kick), 13-90 6:18, WU 6 - ESU 45

4th Quarter

14:51 WU - Nardella, Marc 59 yd pass from Galbraith, Barry (Galbraith, Barry pass failed), 2-70 0:41, WU 12 - ESU 45

00:29 WU - Rainer, Brandon 2 yd run (Nardella, Marc pass), 11-50 3:28, WU 20 - ESU 45

Team Statistics

	WU	ESU
FIRST DOWNS	22	22
RUSHES-YARDS (NET)	50-200	39-198
PASSING YDS (NET)	239	336
Passes Att-Comp-Int	31-15-0	29-17-0
TOTAL OFFENSE PLAYS-YARDS	81-439	68-534
Fumble Returns-Yards	0-0	1-8
Punt Returns-Yards	2-18	0-0
Kickoff Returns-Yards	6-115	2-18
Interception Returns-Yards	0-0	0-0
Punts (Number-Avg)	7-29.7	4-36.2
Fumbles-Lost	2-1	2-0
Penalties-Yards	10-84	8-74
Possession Time	28:41	31:26
Sacks By: Number-Yards	0-0	7-40

RUSHING: Washburn Univ.-Snyder, Cody 9-92; Rainer, Brandon 14-43; Richardson, J.J. 1-31; Crain, Corey 4-19; Galbraith, Barry 20-8; Camp, Joe 2-7. Emporia State-Jacobs, Joe 9-51; Tactikos, Pete 6-51; Fesseh, William 13-48; Griffin, Brad 3-31; Copeland, K. 4-10; Perry, Quincy 1-5; Sanders, Charlie 3-2.

PASSING: Washburn Univ.-Galbraith, Barry 15-30-0-239; Team 0-1-0-0. Emporia State-Jacobs, Joe 9-14-0-147; Copeland, K. 7-13-0-182; Majors, Ryan 1-2-0-7.

RECEIVING: Washburn Univ.-Nardella, Marc 8-165; Snyder, Cody 2-19; Camp, Joe 2-15; McNeal, Colon 1-16; Whittle, Chris 1-12; Banks, Joe 1-12. Emporia State-McCoy, Lester 9-191; Johnson, Ryan 3-91; Ferguson, Jason 2-25; Clements, Jeb 1-17; Doherty, Brian 1-7; Johnson, Henry 1-5.

INTERCEPTIONS: Washburn Univ.-None. Emporia State-None.



Offensive MVP
Marc Nardella

Defensive MVP
Ryan Huske



1999 Season Bests

Individual Highs

Washburn Ichabods		Opponent
Rushes	30 Galbraith, Barry vs PSU	29 Okwuonu, Ken, vs UMR
Yards Rushing	95 Rainer, Brandon vs MSSC	255 Jared Arn, at UWL
TD Rushes	2 Snyder, Cody vs FHSU	2 Jared Arn, at UWL
	Rainer, Brandon vs MSSC	Chapman, J., vs MSSC
	Galbraith, Barry vs UMR	Jansen, David, at NWMSU
	Camp, Joe at SBU	
	Snyder, Cody vs TSU	
Long Rush	66 Crain, Corey at UWL	83 Jared Arn, at UWL
Pass attempts	30 Galbraith, Barry at NWMSU	49 Howe, Eric, vs TSU
	Galbraith, Barry at ESU	
Pass completions	18 Galbraith, Barry at NWMSU	23 Howe, Eric, vs TSU
Yards Passing	342 Galbraith, Barry vs TSU	309 Howe, Eric, vs TSU
TD Passes	4 Galbraith, Barry vs UMR	3 Waterman, Kasey, at MWSC
Long Pass	65 Galbraith, Barry vs TSU	69 Holmes, John, vs CMSU
Receptions	9 Nardella, Marc vs MSSC	9 McCoy, Lester, at ESU
Yards Receiving	165 Nardella, Marc at ESU	191 McCoy, Lester, at ESU
TD Receptions	2 Snyder, Cody vs CMSU	3 McCoy, Lester, at ESU
	Nardella, Marc vs UMR	
	Nardella, Marc at ESU	
Long Reception	65 Nardella, Marc vs TSU	69 Carter, Mike, vs CMSU
Field Goals	2 Todd, Chad vs CMSU	4 Mendrygal, Alex, vs UMR
	Todd, Chad vs UMR	
Long Field Goal	34 Todd, Chad vs CMSU	47 Contreras, Rob, at ESU
Punt	10 Roth, Eric at UWL	10 Adam Ryan, vs FHSU
Punting Avg	44.2 Roth, Eric vs MSSC	49.0 Green, Marc, at SBU
Long Punt	69 Roth, Eric at UWL	70 Luke Desjarlais, at UWL
Long Punt Return	48 McNeal, Colon vs FHSU	39 Michael Sanders, vs FHSU
Long Kickoff Return	97 Crain, Corey vs MSSC	53 Steiner, Clint, vs CMSU
Tackles	15 Phipps, Corey at UWL	15 Pickens, Chad, at SBU
	Phipps, Corey vs UMR	
Sacks	2 Rhinehart, Casey at SBU	5 Trevell Smittick, vs FHSU
		Weatherington, C, vs CMSU
Interceptions	1 Butler, Will at UWL	2 Cook, J., vs MSSC
	Remais, Ted at UWL	
	Richardson, J.J. vs UMR	
	Wrecke, Garrett vs UMR	
	Remais, Ted at SBU	
	Remais, Ted vs PSU	
	Stewart, Kris vs PSU	
	Huske, Ryan vs TSU	
	Stewart, Kris vs TSU	

Team Highs

Ichabods	Opponents
Rushes	68 at SBU
Yards Rushing	275 at SBU
Yards Per Rush	5.7 vs UMR
TD Rushes	4 at SBU
	at NWMSU
Pass attempts	31 at ESU
Pass completions	18 at NWMSU
Yards Passing	342 vs TSU
Yards Per Pass	5.5 vs TSU
TD Passes	4 vs UMR
Total Plays	83 at MWSC
Total Offense	603 vs TSU
Yards Per Play	7.7 vs UMR
Points	53 vs UMR
Sacks By	5 vs UMR
	vs PSU
First Downs	27 vs TSU
Penalties	13 at UWL
Penalty Yards	106 vs TSU
Turnovers	4 vs UMR
Interceptions By	2 at UWL
	vs UMR
	vs PSU
	vs TSU

1999 RECORD:	OVERALL	HOME	AWAY
WASHBURN	(6-5-0)	(4-2-0)	(2-3-0)
MIAA	(4-5-0)	(3-2-0)	(1-3-0)
NON-CONFERENCE	(2-0-0)	(1-0-0)	(1-0-0)

DATE	OPPONENT	SCORE	ATTEND
Sep 04, 1999	at UW-La Crosse	W 24-21	2988
Sep 11, 1999	FORT HAYS STATE	W 17-14	3645
*Sep 18, 1999	MISSOURI SOUTHERN	W 35-28	2781
*Sep 25, 1999	at Missouri Western	L 10-42	2964
*Sep 30, 1999	CENTRAL MISSOURI ST.	L 18-32	2785
*Oct 09, 1999	MISSOURI-ROLLA	W 53-18	1984
*Oct 14, 1999	at Southwest Baptist	W 36-0	1849
*Oct 23, 1999	PITTSBURG STATE	L 8-27	4172
*Oct 30, 1999	at Northwest Mo. St.	L 10-35	6500
*Nov 06, 1999	TRUMAN	W 52-18	2341
*Nov 13, 1999	at Emporia State	L 20-45	4505
*MIAA Game			

Team Statistics

	Washburn	Opponents
SCORING	283	280
Points Per Game	25.7	25.5
FIRST DOWNS	221	168
Rushing	132	88
Passing	78	65
Penalty	11	15
RUSHING YARDAGE	2067	2083
Yards gained rushing	2565	2315
Yards lost rushing	498	232
Rushing Attempts	551	428
Average Per Rush	3.8	4.9
Average Per Game	187.9	189.4
TDs Rushing	18	23
PASSING YARDAGE	2312	1663
Att-Comp-Int	272-155-7	240-104-9
Average Per Pass	8.5	6.9
Average Per Catch	14.9	16.0
Average Per Game	210.2	151.2
TDs Passing	16	14
TOTAL OFFENSE	4379	3746
Total Plays	823	668
Average Per Play	5.3	5.6
Average Per Game	398.1	340.5
KICK RETURNS: #-YARDS	46-861	36-726
PUNT RETURNS: #-YARDS	37-320	21-133
INT RETURNS: #-YARDS	9-111	7-110
KICK RETURN AVERAGE	18.7	20.2
PUNT RETURN AVERAGE	8.6	6.3
INT RETURN AVERAGE	12.3	15.7
FUMBLES-LOST	26-12	19-10
PENALTIES-YARDS	98-822	62-514
Average Per Game	74.7	46.7
PUNTS-YARDS	61-2222	66-2667
Average Per Punt	36.4	40.4
Net punt average	34.2	35.6
TIME OF POSSESSION/GAME	33:01	27:00
3RD-DOWN CONVERSIONS	59/178	35/142
3rd-Down Pct	33%	25%
4TH-DOWN CONVERSIONS	19/30	9/21
4th-Down Pct	63%	43%
SACKS BY-YARDS	13-84	55-304
MISC YARDS	32	1
TOUCHDOWNS SCORED	37	37
FIELD GOALS-ATTEMPTS	10-20	9-16
PAT-ATTEMPTS	19-23	27-32
ATTENDANCE	17708	18806
Games/Avg Per Game	6/2951	5/3761

Score by Quarters	1st	2nd	3rd	4th	Total
Washburn	73	77	76	57	- 283
Opponents	62	84	76	58	- 280

Rushing

	GP-GS	Att	Gain	Loss	Net	Avg	TD	Long	Avg/G
Rainer, Brandon	10-7	137	657	38	619	4.5	6	41	61.9
Snyder, Cody	11-11	64	444	12	432	6.8	5	33	39.3
Galbraith, Barry	11-11	207	663	392	271	1.3	3	45	24.6
Crain, Corey	10-1	24	235	1	234	9.8	2	66	23.4
Camp, Joe	10-10	56	261	29	232	4.1	2	25	23.2
Jones, Reginald	9-1	31	118	0	118	3.8	0	22	13.1
Edwards, Mike	5-0	13	88	13	75	5.8	0	35	15.0
Richardson, J.J.	10-2	2	55	0	55	27.5	0	31	5.5
Hayes, Patrick	11-0	7	30	3	27	3.9	0	9	2.5
Taylor, Preston	8-0	4	12	3	9	2.2	0	7	1.1
Wheeler, Derric	3-0	1	2	0	2	2.0	0	2	0.7
Team	8-0	5	0	7	-7	-1.4	0	0	-0.9
Total	11	551	2565	498	2067	3.8	18	66	187.9
Opponents	11	428	2315	232	2083	4.9	23	83	189.4

Passing

	GP-GS	Effic	A-C-I	Pct	Yds	TD	Lng	Avg/G
Galbraith, Barry	11-11	145.19	262-151-7	57.6	2269	16	65	206.3
Edwards, Mike	5-0	108.74	7-4-0	57.1	43	0	25	8.6
Team	8-0	0.00	2-0-0	0.0	0	0	0	0.0
Taylor, Preston	8-0	0.00	1-0-0	0.0	0	0	0	0.0
Total	11	142.65	272-155-7	57.0	2312	16	65	210.2
Opponents	11	113.29	240-104-9	43.3	1663	14	69	151.2

Receiving

	GP-GS	No.	Yds	Avg	TD	Long	Avg/G
Nardella, Marc	11-11	54	933	17.3	9	65	84.8
Snyder, Cody	11-11	34	463	13.6	3	51	42.1
Whittle, Chris	11-11	19	266	14.0	0	34	24.2
Banks, Joe	10-0	16	305	19.1	3	50	30.5
Camp, Joe	10-10	13	166	12.8	1	34	16.6
McNeal, Colon	10-0	6	70	11.7	0	26	7.0
Rainer, Brandon	10-7	5	16	3.2	0	8	1.6
Crain, Corey	10-1	3	37	12.3	0	25	3.7
Harris, Todd	10-1	2	27	13.5	0	25	2.7
Dodge, Mark	5-0	1	15	15.0	0	15	3.0
Taylor, Preston	8-0	1	9	9.0	0	9	1.1
Hayes, Patrick	11-0	1	5	5.0	0	5	0.5
Total	11	155	2312	14.9	16	65	210.2
Opponents	11	104	1663	16.0	14	69	151.2

Punt Returns

	No.	Yds	Avg	TD	Long
McNeal, Colon	34	311	9.1	0	48
Hayes, Patrick	2	3	1.5	0	7
Stewart, Kris	1	6	6.0	0	5
Total	37	320	8.6	0	48
Opponents	21	133	6.3	0	39

Interception Returns

	No.	Yds	Avg	TD	Long
Remais, Ted	3	57	19.0	0	23
Stewart, Kris	2	29	14.5	1	17
Huske, Ryan	1	0	0.0	0	0
Wrecke, Garrett	1	-2	-2.0	0	0
Richardson, J.J.	1	27	27.0	1	27
Butler, Will	1	0	0.0	0	0
Total	9	111	12.3	2	27
Opponents	7	110	15.7	0	40

Kick Returns

	No.	Yds	Avg	TD	Long
McNeal, Colon	15	287	19.1	0	36
Crain, Corey	10	325	32.5	1	97
Hayes, Patrick	5	82	16.4	0	21
Richardson, J.J.	4	64	16.0	0	24
Harris, Todd	4	29	7.2	0	17
Taylor, Preston	4	32	8.0	0	10
Wheeler, Derric	2	26	13.0	0	16
Whittle, Chris	1	16	16.0	0	16
Potts, Jeremy	1	0	0.0	0	0
Total	46	861	18.7	1	97
Opponents	36	726	20.2	0	53

Scoring

TD	FGs	Kick	Rush	PATs			DXP	Saf	Points
				Rcv	Pass				
Nardella, Marc	9	0-0	0-0	0-0	1	0-0	0	0	56
Snyder, Cody	8	0-0	0-0	0-0	1	0-0	0	0	50
Todd, Chad	0	10-20	19-23	0-0	0	0-0	0	0	49
Rainer, Brandon	6	0-0	0-0	0-0	0	0-0	0	0	36
Galbraith, Barry	3	0-0	0-0	2-4	0	3-5	0	0	22
Camp, Joe	3	0-0	0-0	0-0	1	0-0	0	0	20
Crain, Corey	3	0-0	0-0	0-0	0	0-0	0	0	18
Banks, Joe	3	0-0	0-0	0-0	0	0-0	0	0	18
Stewart, Kris	1	0-0	0-0	0-0	0	0-0	0	0	6
Richardson, J.J.	1	0-0	0-0	0-0	0	0-0	0	0	6
Edwards, Mike	0	0-0	0-0	1-2	0	0-3	0	0	2
Total	37	10-20	19-23	3-6	3	3-8	0	0	283
Opponents	37	9-16	27-32	1-2	1	1-3	0	0	280

Total Offense

	G	Plays	Rush	Pass	Total	Avg/G
Galbraith, Barry	11	469	271	2269	2540	230.9
Rainer, Brandon	10	137	619	0	619	61.9
Snyder, Cody	11	64	432	0	432	39.3
Crain, Corey	10	24	234	0	234	23.4
Camp, Joe	10	56	232	0	232	23.2
Edwards, Mike	5	20	75	43	118	23.6
Jones, Reginald	9	31	118	0	118	13.1
Richardson, J.J.	10	2	55	0	55	5.5
Hayes, Patrick	11	7	27	0	27	2.5
Taylor, Preston	8	5	9	0	9	1.1
Wheeler, Derric	3	1	2	0	2	0.7
Team	8	7	-7	0	-7	-0.9
Total	11	823	2067	2312	4379	398.1
Opponents	11	668	2083	1663	3746	340.5

All-Purpose

	G	Rush	Rec	PR	KOR	IR	FR	Tot	Avg/G
Nardella, Marc	11	0	933	0	0	0	0	933	84.8
Snyder, Cody	11	432	463	0	0	0	0	895	81.4
McNeal, Colon	10	0	70	311	287	0	0	668	66.8
Rainer, Brandon	10	619	16	0	0	0	0	635	63.5
Crain, Corey	10	234	37	0	325	0	0	596	59.6
Camp, Joe	10	232	166	0	0	0	0	398	39.8
Banks, Joe	10	0	305	0	0	0	0	305	30.5
Whittle, Chris	11	0	266	0	16	0	0	282	25.6
Galbraith, Barry	11	271	0	0	0	0	0	271	24.6
Richardson, J.J.	10	55	0	0	64	27	0	146	14.6
Jones, Reginald	9	118	0	0	0	0	0	118	13.1
Hayes, Patrick	11	27	5	3	82	0	0	117	10.6
Edwards, Mike	5	75	0	0	0	0	0	75	15.0
Remais, Ted	9	0	0	0	0	57	0	57	6.3
Harris, Todd	10	0	27	0	29	0	0	56	5.6
Taylor, Preston	8	9	9	0	32	0	0	50	6.2
Stewart, Kris	6	0	0	6	0	29	0	35	5.8
Roth, Eric	11	0	0	0	0	0	32	32	2.9
Wheeler, Derric	3	2	0	0	26	0	0	28	9.3
Dodge, Mark	5	0	15	0	0	0	0	15	3.0
Wrecke, Garrett	7	0	0	0	0	-2	0	-2	-0.3
Team	8	-7	0	0	0	0	0	-7	-0.9
Total	11	2067	2312	320	861	111	32	5703	518.5
Opponents	11	2083	1663	133	726	110	1	4716	428.7

Punting

	No.	Yds	Avg	Long	TB	FC	I20	Blkd
Roth, Eric	59	2198	37.3	69	3	14	14	2
Team	2	24	12.0	15	0	0	0	0
Total	61	2222	36.4	69	3	14	14	2
Opponents	66	2667	40.4	70	1	5	15	0

Field Goals

	FGM-FGA	Pct	01-19	20-29	30-39	40-49	50-99	Lg	Blk
Todd, Chad	10-20	50.0	0-0	7-7	3-6	0-7	0-0	34	3

Defensive Statistics

	Tackles				Sacks		Pass Def		Fumbles	
	GP	UT	AT	Total	FL	No Yds	Int Yds	Br Up	QBH	Rcv Yds FF
Phipps, Corey	11	57	55	112	18-79	4-46	.	1	2	1-0 4
Potts, Jeremy	11	47	29	76	7-23	1-11	.	2	.	.
Schroeder, Darin	10	24	37	61	5-14	1-10
Butler, Will	11	27	23	50	4-8	.	.	1-0	6	1
Hartzell, Ken	11	10	32	42	5-8	1-1	.	.	.	1-0
Doonan, Aaron	11	11	21	32	6-14	1-4	.	.	.	1-0
Huske, Ryan	9	16	15	31	4-13	.	1-0	1	1	.
Reuter, Buck	10	11	20	31	4-7
Rhinehart, Casey	11	10	14	24	6-15	4-13	.	1	.	2
Bobbitt, Jerome	6	12	10	22	2-3
Williams, Clar	11	15	4	19	2-6	.	.	3	.	.
Young, Derek	10	10	8	18	4-20	2-14	.	1	.	1-0
Gordon, Chad	10	10	8	18	5-15
Remais, Ted	9	9	7	16	2-11	.	3-57	9	.	1-0
Wilson, Dan	9	8	8	16	2-6	1-3	.	1	.	1-0
Jones, Antwuan	11	12	4	16	1-7	2
Hayes, Patrick	11	8	4	12	1-0
Mulcahy, Casey	11	5	6	11	2-6	1-0
Frederick, Josh	8	7	4	11	1-1
Stewart, Kris	6	10	.	10	1-3	.	2-29	3	.	1-0
Richardson, J.J.	10	6	4	10	.	.	1-27	2	.	.
Gonzales, Rolly	10	4	6	10	1-6
Jacobs, Ben	7	6	3	9
Tomassi, Jason	7	5	2	7	1-2
Conwright, Ricky	7	6	1	7
Wrecke, Garrett	7	3	2	5	.	.	1-2	1	.	1-0
Fowler, Kyle	4	4	1	5
Rainer, Brandon	10	1	.	1
Whittle, Chris	11	.	1	1
Mayer, Jonathan	2	.	1	1	1-1
Taylor, Preston	8	1	.	1
Galbraith, Barry	11	1	.	1
Todd, Chad	11	1	.	1
Harris, Todd	10	1	.	1
Crain, Corey	10	1	.	1
Snyder, Cody	11	1	.	1
Roth, Eric	11	0-32
Total	11	360	330	690	84-268	15-84	9-1131	37	3	10-32 9
Opponents	11	527	323	850	120-483	55-30	47-110	37	2	12-1 7

Game by Game Comparison

Offense	Rushing	Receiving	Passing	KOR	PR	Total
UWL	46-217	11-150	11-23-0	4-54	2-3	440
FHSU	46-169	15-178	15-24-0	2-33	9-66	446
MSSC	40-149	15-263	15-28-3	5-164	4-66	642
MWSC	55-128	14-161	14-28-1	6-93	2-13	427
CMSU	45-78	11-163	11-19-0	5-89	3-16	346
UMR	41-232	14-260	14-23-0	5-115	3-61	693
SBU	68-275	12-154	12-14-0	0-0	5-41	493
PSU	52-212	15-166	15-30-0	5-88	2-10	511
NWMSU	48-146	18-236	18-30-2	5-87	2-18	487
TSU	60-261	15-342	15-22-1	3-23	3-8	646
ESU	50-200	15-239	15-31-0	6-115	2-18	572
Totals	551-2067	155-2312	155-272-7	46-861	37-320	5703
Opp	428-2083	104-1663	104-240-9	36-726	21-133	4716

Defense	UT-AT-TT	Loss	Sacks-Yds	FR	FR-Yds	Int-Yds	Def
UWL	35-32-67	7-21	1-12	1	0-0	2-16	4
FHSU	28-28-56	7-31	1-18	0	0-0	0-0	4
MSSC	36-46-82	9-31	2-21	0	0-0	0-0	3
MWSC	29-26-55	7-19	0-0	1	1-32	0-0	0
CMSU	39-22-61	9-16	0-0	3	0-0	0-0	0
UMR	43-44-87	17-53	4-30	2	0-0	2-25	5
SBU	21-22-43	9-21	3-6	2	0-0	1-23	4
PSU	38-23-61	7-28	1-4	0	0-0	2-35	3
NWMSU	28-30-58	2-11	0-0	1	0-0	0-0	1
TSU	30-24-54	3-15	1-11	0	0-0	2-12	7
ESU	33-33-66	7-19	0-0	0	0-0	0-0	0
Totals	360-330-690	84-268	13-102	10	1-32	9-111	31
Opp	527-323-850	120-483	55-330	12	1-1	7-110	37

The Mid-America Intercollegiate Athletics Association, a 10-member conference of NCAA Division II institutions in Missouri and Kansas, was first organized in 1912 as the Missouri Intercollegiate Athletic Association.

Over the past 15 years, the league has undergone several changes, highlighted by expansion and increased participation in national championships.

The MIAA has gained the reputation of being one of the top NCAA Division II conferences in the nation.

MIAA student-athletes have won nine national championships and more than 98 individual national titles.

The MIAA currently conducts conference championships in nine men's and seven women's sports.

Men's champions are crowned in football, cross country, soccer, basketball, indoor and outdoor track and field, baseball, tennis, and golf. Women's champions are determined in volleyball, cross country, basketball, indoor and outdoor track and field, soccer, softball and tennis.

Ralph McFillen was named to succeed Ken B. Jones as commissioner of the MIAA in January 1997 and took over in July of that year. He formerly served as commissioner of the Metro and Gulf South conferences.

Matt Newbery, formerly an assistant sports information director at Pittsburg State University, joined the conference in July 1994 as director of sports information.



Ralph McFillen
MIAA Commissioner



Matt Newbery
MIAA Sports
Information Director

MIAA Directory
10551 Barkley,
Suite 501
Overland Park,
KS 66212

913.341.3839
McFillen Phone
913.341.5887
McFillen Fax

913.341.3080
Newbery Phone
913.341.2995
Newbery Fax

Past MIAA Champions

1924 Northeast Missouri State	1951 . . NE Missouri St., SW Missouri St.	1976 . . NE Missouri St., SE Missouri St.
1925 Northwest Missouri State	1952 . NE Missouri St., NW Missouri St.	1977 . . Missouri-Rolla, SE Missouri State
1926 Central Missouri State	1953 Northeast Missouri State	1978 Southwest Missouri State
1927 Northeast Missouri State	1954 Northeast Missouri State	1979 Northwest Missouri State
1928 . . NE Missouri St., SW Missouri St.	1955 Southeast Missouri State	1980 Missouri-Rolla
1929 Northeast Missouri State	1956 . Cent. Missouri St., Missouri-Rolla	1981 Northeast Missouri State
1930 Northeast Missouri State	1957 Southeast Missouri State	1982 Northeast Missouri State
1931 Northwest Missouri State	1958 Southeast Missouri State	1983 . Cent. Missouri St., Missouri-Rolla
1932 Northeast Missouri State	1959 Southeast Missouri State	1984 Northwest Missouri State
1933 Northeast Missouri State	1960 Northeast Missouri State	1985 Northeast Missouri State
1934 Northeast Missouri State	1961 Northeast Missouri State	1986 Central Missouri State
1935 Northeast Missouri State	1962 Southeast Missouri State	1987 . Cent. Missouri St., SE Missouri St.
1936 Northeast Missouri State	1963 Southwest Missouri State	1988 CMSU, NEMO, SEMO
1937 Southeast Missouri State	1964 Northeast Missouri State	1989 Pittsburg State
1938 Northwest Missouri State	1965 Northeast Missouri State	1990 Pittsburg State
1939 Northwest Missouri State	1966 Southwest Missouri State	1991 Pittsburg State
1940 Southwest Missouri State	1967 Southeast Missouri State	1992 Pittsburg State
1941. Missouri-Rolla, NW Missouri State	1968 Southeast Missouri State	1993 Missouri Southern
1942 . . NW Missouri St., SE Missouri St.	1969 . . NE Missouri St., SE Missouri St.	1994 Pittsburg State
1943-45. No MIAA Competition	1970 Cent. Missouri St., NE Missouri St.	1995 Pittsburg State
1946 Southeast Missouri State	1971 Northeast Missouri State	1996 . . Pittsburg State, NW Missouri St.
1947 Missouri-Rolla	1972 . . Lincoln, Northeast Missouri State	1997 Northwest Missouri State
1948 . NW Missouri St., SW Missouri St.	1973 Southeast Missouri State	1998 Northwest Missouri State
1949 Missouri-Rolla	1974 Northwest Missouri State	1999 Northwest Missouri State
1950 Missouri-Rolla	1975 Southeast Missouri State	

MIAA Championship Titles

Truman State 26	Central Missouri State 7	Missouri-Rolla 7
Southeast Missouri State 16	Southwest Missouri State 7	Missouri Southern 1
Northwest Missouri State 15	Pittsburg State 7	Lincoln University 1

MIAA Members

Central Missouri State University
Warrensburg, Mo.

Emporia State University
Emporia, Kan.

University of Missouri-Rolla
Rolla, Mo.

Missouri Southern State College
Joplin, Mo.

Missouri Western State College
St. Joseph, Mo.

Northwest Missouri State University
Maryville, Mo.

Pittsburg State University
Pittsburg, Kan.

Southwest Baptist University
Bolivar, Mo.

Truman State University
Kirksville, Mo.

Washburn University
Topeka, Kan.



MIAA

	W	L	PF	PA	Pct.
x-Northwest Missouri (4)	9	0	380	155	1.000
Pittsburg State (7)	8	1	306	80	.889
Missouri Western	6	3	289	163	.667
Central Missouri	5	4	250	176	.556
WASHBURN	4	5	242	245	.444
Emporia State	4	5	243	205	.444
Truman State	4	5	217	246	.444
Missouri Southern	3	6	207	240	.333
Southwest Baptist	2	7	42	350	.222
Missouri-Rolla	0	9	44	361	.000

() = Ranking in Final NCAA Division II Football Poll

x = clinched fourth straight MIAA championship and second straight NCAA Division II Championship

Overall

W	L	PF	PA	Pct.
14	1	567	321	.933
10	2	416	138	.909
7	4	370	239	.636
7	4	340	213	.700
6	5	283	280	.545
5	6	299	247	.455
4	7	247	325	.364
5	6	270	261	.455
2	9	63	411	.182
0	11	80	411	.000

MIAA in NCAA Division II Playoffs

Saturday, November 20

NCAA First Round Playoffs
@ NWMSU 20, North Dakota 13, OT
@ Northern Colorado 34, PSU 31

Saturday, November 27

NCAA Quarterfinal Playoffs
NWMSU 41, @ Northern Colorado 35

Saturday, December 4

NCAA Semifinal Playoffs
@ NWMSU 20, Indiana (Pa.) 12

Saturday, December 11

NCAA Championship Game @ Florence, Ala.
NWMSU 58, Carson-Newman (Tenn.) 52, 4OT
longest game in NCAA Championship history

1999 MIAA All-Conference Teams

Most Valuable Offensive Player

Lester McCoy, WR, ESU

Freshman of the Year

Andrew Blakely, WR, TSU

Most Valuable Defensive Player

Colston Weatherington, DE, CMSU

Tri-Coaches of the Year

Chuck Broyles, PSU • Tony DeMeo, WU • Mel Tjeerdsma, NWMSU

First Team Offense

Joe Jacobs, ESU, QB, Sr.
Jason Graham, CMSU, RB, Jr.
David Jansen, NWMSU, RB, Jr.
*Lester McCoy, ESU, WR, Jr.
?Tony Miles, NWMSU, WR/KR, Jr.
?Jim Golomski, PSU, TE, Sr.
Andy Erpelding, NWMSU, OL, Jr.
Matt Howard, PSU, OL, So.
Phillip Nelson, MWSC, OL, Sr.
Brice Taylor, PSU, OL, Sr.
Chad Thompson, NWMSU, OL, Sr.
*David Purnell, NWMSU, K, Sr.

First Team Defense

*C. Weatherington, CMSU, DL, Jr.
?Max McCoy, ESU, DL, Sr.
Matt Voge, NWMSU, DL, Sr.
Caleb White, PSU, DL, So.
?Wes Baker, PSU, LB, Jr.
Gerard Clemons, ESU, LB, Sr.
RheQuan Robinson, CMSU, LB, Sr.
Brian Williams, NWMSU, LB, Jr.
*?Lamont Truitt, CMSU, DB, Sr.
Brent Burnside, MWSC, DB, Sr.
John Naeve, TSU, DB, Sr.
??Andrew Poling, PSU, DB, Sr.
Lee DuBois, CMSU, P, Sr.
Jeff LeBlanc, NWMSU, P, Sr.
*=Unanimous selection
?=Repeat first-team choice from 1998
??=Repeat first-team choice from 1997 and 98
Four linebackers and two punters were selected due to ties in voting.

Second Team Offense

Lateef Walker, PSU, QB, So.
Kasey Waterman, MWSC, QB, So.
Anthony Chatmon, PSU, RB, Jr.
Ken Okwuonu, UMR, RB, So.
Brandon Burnside, MWSC, WR, Sr.
Marc Nardella, WU, WR, Sr.
Steve Comer, NWMSU, TE, Jr.
Lamont Barrett, NWMSU, OL, Sr.
Brian Kietzmann, CMSU, OL, Sr.
Tyler Meuten, PSU, OL, Sr.
Mike Tosaw, MSSC, OL, Sr.
Mike Wishon, TSU, OL, Sr.
Jeff Klee, TSU, K, Sr.
Kevin Nickerson, CMSU, KR, So.
Two quarterbacks selected due to a tie in voting.

Second Team Defense

Alan Buckwalter, NWMSU, DL, Sr.
Aaron Doonan, WU, DL, Sr.
Adam Horn, NWMSU, DL, Sr.
Rick Moeckel, MWSC, DL, Sr.
Reggie Smith, MSSC, DL, Jr.
Jered Curl, MWSC, LB, Sr.
Corey Phipps, WU, LB, Jr.
Chad Pickens, SBU, LB, Sr.
Matt Pinamonti, PSU, LB, Sr.
David Carlson, NWMSU, DB, Sr.
Maurice Davis, ESU, DB, Jr.
Derek Deuvall, SBU, DB, Sr.
Donte McCoy, ESU, DB, Fr.
Damien Purse, MSSC, DB, So.
David Sepanski, SBU, P, Fr.
Five linemen, four linebackers, and five defensive backs selected due to ties in voting.

Honorable Mention

CMSU: Nick Goos, RB, Jr.; Jason Hennigh, OL, Sr.; Herman Lyons, LB, Jr.; Greg Schmidt, WR, Sr.; Clint Steiner, SB, Jr.; Brandon Stoker, DL, Sr.
ESU: Pat Amon, P, So.; Anthony Brightman, OL, Sr.; Bill Griffith, DL, Sr.; Chad Pratz, LB, So.; Bruce Reves, OL, Jr.; Luke Warkentine, DL, Jr.
UMR: Drew Bullocks, DB, So.; Brad Clarke, RB, Jr.; Michael Drennan, DL, Jr.; Craig Kern, LB, Fr.; Chris White, OL, Jr.
MSSC: Joey Ballard, KR, So.; Ben Beeler, OL, Sr.; L'Quincy Pryor, DL, So.; Jeremy Walker, DB, So.
MWSC: Ken Curry, OL, Jr.; Mike Connaker, RB, Jr.; Jerris Evans, WR, So.; Dusty Oller, DL, Sr.; Josh Oyler, DL, Sr.; Tyreece Whyte, DB, So.

NWMSU: Seneca Holmes, WR, Sr.; Travis Miles, QB, Jr.; Charlie Pugh, DB, Sr.; Cole Sidwell, DL, Sr.; Wes Simmons, LB, Jr.; Frank Taylor, DB, So.
PSU: Steve Brittingham, DL, Sr.; Dion Meneley, LB, Sr.; Randy Reed, DB, Sr.
SBU: George Butler, DL, Jr.; MaCario Dade, LB, Jr.; Nick Heggeman, DL, So.; J.T. Wall, RB, So.;
TSU: Jimmy Blackmore, DB, Sr.; Andrew Blakely, WR, Fr.; Tim Bussen, WR, Sr.; Jason Chambers, LB, Sr.; Curt Cira, DL, Jr.; Kevin Collins, WR, So.; Eric Howe, QB, So.; Josh Raaz, OL, Jr.
WU: Jared Barge, OL, Jr.; Barry Galbraith, QB, Sr.; Brandon Rainer, RB, So.; Casey Rhinehart, DL, Jr.; Cody Snyder, RB, So.; Kevin Wheeler, OL, Sr.

SCORING OFFENSE	G	TD	XP	2XP	DXP	FG	Saf	Pts	Avg
Northwest Missouri	11	56	56	0	0	12	0	428	38.9
Pittsburg State	11	52	47	1	0	8	0	385	35.0
Missouri Western	11	50	38	4	0	8	0	370	33.6
Central Missouri	11	46	39	0	0	5	5	340	30.9
Emporia State	11	40	30	3	0	5	4	299	27.2
Washburn	11	37	19	6	0	10	0	283	25.7
Missouri Southern	11	36	27	1	0	7	2	270	24.5
Truman	11	32	20	1	0	11	0	247	22.5
Missouri-Rolla	11	9	4	2	0	6	0	80	7.3
Southwest Baptist	11	9	6	0	0	1	0	63	5.7

SCORING DEFENSE	G	TD	XP	2XP	DXP	FG	Saf	Pts	Avg
Pittsburg State	11	11	10	1	0	8	1	104	9.5
Northwest Missouri	11	26	22	0	0	9	2	209	19.0
Central Missouri	11	27	20	2	0	7	3	213	19.4
Missouri Western	11	33	27	1	0	4	0	239	21.7
Emporia State	11	33	26	2	0	5	2	247	22.5
Missouri Southern	11	35	28	3	0	5	1	261	23.7
Washburn	11	37	27	2	0	9	0	280	25.5
Truman	11	46	27	2	0	6	0	325	29.5
Missouri-Rolla	11	55	44	2	0	11	0	411	37.4
Southwest Baptist	11	53	46	1	0	15	0	411	37.4

TOTAL OFFENSE	G	Rush	Pass	Plays	Yards	Avg	TD	Yds/G
Northwest Missouri	11	2461	2191	768	4652	6.1	52	422.9
Pittsburg State	11	3636	954	779	4590	5.9	50	417.3
Washburn	11	2067	2312	823	4379	5.3	34	398.1
Missouri Western	11	1996	2257	783	4253	5.4	46	386.6
Truman	11	1062	3138	810	4200	5.2	31	381.8
Emporia State	11	1686	2375	712	4061	5.7	37	369.2
Missouri Southern	11	2675	1122	783	3797	4.8	33	345.2
Central Missouri	11	2417	1013	688	3430	5.0	42	311.8
Missouri-Rolla	11	1248	683	684	1931	2.8	8	175.5
Southwest Baptist	11	1001	845	659	1846	2.8	9	167.8

TOTAL DEFENSE	G	Rush	Pass	Plys	Yards	Avg	TD	Yds/G
Pittsburg State	11	1550	1272	720	2822	3.9	11	256.5
Central Missouri	11	269	1614	744	2883	3.9	25	262.1
Missouri Southern	11	1585	1666	678	3251	4.8	32	295.5
Northwest Missouri	11	1638	1867	740	3505	4.7	25	318.6
Missouri Western	11	1980	1590	755	3570	4.7	31	324.5
Emporia State	11	1930	1688	767	3618	4.7	32	328.9
Washburn	11	2083	1663	668	3746	5.6	37	340.5
Southwest Baptist	11	2700	1531	789	4231	5.4	51	384.6
Truman	11	2461	2101	808	4562	5.6	40	414.7
Missouri-Rolla	11	2765	1945	758	4710	6.2	52	428.2

PASS OFFENSE	G	Att	Cmp	Int	Pct.	Yds	Avg	TD	Yds/G
Truman	11	438	231	17	52.7	3138	7.2	21	285.3
Emporia State	11	298	167	14	56.0	2375	8.0	29	215.9
Washburn	11	272	155	7	57.0	2312	8.5	16	210.2
Missouri Western	11	298	165	14	55.4	2257	7.6	25	205.2
Northwest Missouri	11	303	159	14	52.5	2191	7.2	21	199.2
Missouri Southern	11	177	87	5	49.2	1122	6.3	3	102.0
Central Missouri	11	151	77	8	51.0	1013	6.7	12	92.1
Pittsburg State	11	113	51	6	45.1	954	8.4	10	86.7
Southwest Baptist	11	199	63	12	31.7	845	4.2	2	76.8
Missouri-Rolla	11	210	81	10	38.6	683	3.3	1	62.1

PASS DEFENSE	G	Att	Cmp	Int	Pct.	Yds	Avg	TD	Yds/G
Pittsburg State	11	252	109	17	43.3	1272	5.0	5	115.6
Southwest Baptist	11	204	125	9	61.3	1531	7.5	15	139.2
Missouri Western	11	240	116	12	48.3	1590	6.6	13	144.5
Central Missouri	11	248	111	13	44.8	1614	6.5	13	146.7
Washburn	11	240	104	9	43.3	1663	6.9	14	151.2
Missouri Southern	11	249	123	14	49.4	1666	6.7	16	151.5
Emporia State	11	239	124	11	51.9	1688	7.1	15	153.5
Northwest Missouri	11	281	133	12	47.3	1867	6.6	11	169.7
Missouri-Rolla	11	225	118	7	52.4	1945	8.6	20	176.8
Truman	11	270	163	13	60.4	2101	7.8	16	191.0

RUSHING OFFENSE	G	Att	Yds	Avg	TD	Yds/G
Pittsburg State	11	666	3636	5.5	40	330.5
Missouri Southern	11	606	2675	4.4	30	243.2
Northwest Missouri	11	465	2461	5.3	31	223.7
Central Missouri	11	537	2417	4.5	30	219.7
Washburn	11	551	2067	3.8	18	187.9
Missouri Western	11	485	1996	4.1	21	181.5
Emporia State	11	414	1686	4.1	8	153.3
Missouri-Rolla	11	474	1248	2.6	7	113.5
Truman	11	372	1062	2.9	10	96.5
Southwest Baptist	11	460	1001	2.2	7	91.0

RUSHING DEFENSE	G	Rushes	Yards	Avg.	TD	Yds/G
Central Missouri	11	496	1269	2.6	12	115.4
Pittsburg State	11	468	1550	3.3	6	140.9
Missouri Southern	11	429	1585	3.7	16	144.1
Northwest Missouri	11	459	1638	3.6	14	148.9
Emporia State	11	528	1930	3.7	17	175.5
Missouri Western	11	515	1980	3.8	18	180.0
Washburn	11	428	2083	4.9	23	189.4
Truman	11	538	2461	4.6	24	223.7
Southwest Baptist	11	585	2700	4.6	36	245.5
Missouri-Rolla	11	533	2765	5.2	32	251.4

PUNTING	G	Punts	Avg	Ret	Yds	Avg	Net/P
Central Missouri	11	65	39.2	24	243	3.7	35.4
Washburn	11	61	36.4	21	133	2.2	34.2
Pittsburg State	11	46	35.8	15	102	2.2	33.6
Northwest Missouri	11	41	38.1	19	186	4.5	33.6
Emporia State	11	38	37.1	23	164	4.3	32.8
Missouri Southern	11	46	38.8	20	333	7.2	31.5
Southwest Baptist	11	69	37.7	37	491	7.1	30.5
Missouri Western	11	46	32.7	24	123	2.7	30.0
Truman	11	54	33.2	23	349	6.5	26.8
Missouri-Rolla	11	87	30.9	45	479	5.5	25.4

TURNOVER MARGIN	G	----Gained----			-----Lost-----			Mar	Per/G
		Fum	Int	Tot	Fum	Int	Tot		
Pittsburg State	11	22	17	39	16	6	22	+17	1.55
Missouri Southern	11	10	14	24	12	5	17	+7	0.64
Northwest Missouri	11	17	12	29	8	14	22	+7	0.64
Missouri-Rolla	11	18	7	25	10	10	20	+5	0.45
Central Missouri	11	16	13	29	17	8	25	+4	0.36
Missouri Western	11	15	12	27	13	14	27	0	0.00
Washburn	11	10	9	19	12	7	19	0	0.00
Truman	11	9	13	22	7	17	24	-2	-0.18
Emporia State	11	11	11	22	15	14	29	-7	-0.64
Southwest Baptist	11	12	9	21	26	12	38	-17	-1.55

FIRST DOWNS	G	Rush	Pass	Pen	Total
Northwest Missouri	11	127	97	15	239
Truman	11	75	128	29	232
Pittsburg State	11	175	36	11	222
Washburn	11	132	78	11	221
Missouri Western	11	101	95	17	213
Missouri Southern	11	136	56	16	208
Emporia State	11	88	102	11	201
Central Missouri	11	122	32	6	160
Missouri-Rolla	11	69	30	21	120
Southwest Baptist	11	73	28	15	116

OPPONENT 1ST DOWNS	G	Rush	Pass	Pen	Total
Pittsburg State	11	82	55	17	154
Washburn	11	88	65	15	168
Central Missouri	11	91	63	15	169
Missouri Southern	11	86	63	23	172
Northwest Missouri	11	89	78	20	187
Missouri Western	11	112	62	20	194
Emporia State	11	121	67	22	210
Missouri-Rolla	11	131	83	7	221
Southwest Baptist	11	156	57	9	222
Truman	11	139	85	17	241

PENALTIES	G	No	Yds
Missouri-Rolla	11	46	327
Southwest Baptist	11	59	410
Truman	11	71	593
Missouri Southern	11	84	670
Emporia State	11	79	673
Central Missouri	11	80	691
Pittsburg State	11	80	691
Missouri Western	11	76	718
Northwest Missouri	11	89	768
Washburn	11	98	822

TIME OF POSSESSION	G	Total Time	Avg/G
Missouri Southern	11	368:11	33:28
Washburn	11	363:11	33:01
Missouri-Rolla	11	341:50	31:04
Pittsburg State	11	336:59	30:38
Missouri Western	11	332:23	30:13
Northwest Missouri	11	331:04	30:05
Central Missouri	11	318:20	28:56
Truman	11	317:40	28:52
Emporia State	11	315:24	28:40
Southwest Baptist	11	290:31	24

RUSHING	Team	CI	G	Att	Yds	Avg	TD	Yds/G
Graham, Jason	CMSU	JR	11	263	1442	5.5	15	131.1
Jansen, David	NWMSU	JR	11	183	1127	6.2	17	102.5
Walker, Lateef	PSU	SO	11	206	1041	5.1	13	94.6
Connaker, Mike	MWSC	JR	11	223	1034	4.6	8	94.0
Okwuonu, Ken	UMR	SO	11	274	1018	3.7	6	92.5
8. Rainer, Brandon	WU	SO	10	137	619	4.5	6	61.9

PASS AVG/GAME	Team	CI	G	Att	Cmp	Int	Pct.	Yds	TD	Avg/G
Howe, Eric	TSU	SO	11	410	220	16	53.7	2966	19	269.6
Galbraith, Barry	WU	SR	11	262	151	7	57.6	2269	16	206.3
Waterman, Kasey	MWSC	SO	11	277	156	13	56.3	2111	24	191.9
Jacobs, Joe	ESU	SR	11	263	151	12	57.4	2071	25	188.3
Miles, Travis	NWMSU	JR	11	272	144	13	52.9	2033	18	184.8

TOTAL OFFENSE	Team	CI	G	Rush	Pass	Plays	Total	Yds/G
Howe, Eric	TSU	SO	11	-29	2966	472	2937	267.0
Galbraith, Barry	WU	SR	11	271	2269	469	2540	230.9
Jacobs, Joe	ESU	SR	11	441	2071	397	2512	228.4
Waterman, Kasey	MWSC	SO	11	61	2111	316	2172	197.5
Miles, Travis	NWMSU	JR	11	47	2033	311	2080	189.1

RECEPTIONS/GAME	Team	CI	G	Rec	Yds	TD	Avg/C	Rec/G
McCoy, Lester	ESU	JR	11	84	1277	16	15.2	7.64
Blakley, Andrew	TSU	FR	11	71	805	7	11.3	6.45
Nardella, Marc	WU	SR	11	54	933	9	17.3	4.91
Evans, Jerris	MWSC	SO	11	50	707	7	14.1	4.55
Miles, Tony	NWMSU	JR	11	40	713	7	17.8	3.64
9. Snyder, Cody	WU	SO	11	34	463	3	13.6	3.09

RECEIVE YDS/GAME	Team	CI	G	Rec	Yds	TD	Avg/C	Yds/G
McCoy, Lester	ESU	JR	11	84	1277	16	15.2	116.1
Nardella, Marc	WU	SR	11	54	933	9	17.3	84.8
Blakley, Andrew	TSU	FR	11	71	805	7	11.3	73.2
Miles, Tony	NWMSU	JR	11	40	713	7	17.8	64.8
Evans, Jerris	MWSC	SO	11	50	707	7	14.1	64.3
9. Snyder, Cody	WU	SO	11	34	463	3	13.6	42.1

ALL PURPOSE	Team	CI	G	Rush	Rcv	PR	KR	Yds	Avg/G
Miles, Tony	NWMSU	JR	11	78	713	405	417	1613	146.6
Graham, Jason	CMSU	JR	11	1442	4	0	94	1540	140.0
Jansen, David	NWMSU	JR	11	1127	199	0	0	1326	120.5
McCoy, Lester	ESU	JR	11	2	1277	44	0	1323	120.3
Burnside, Brandn	MWSC	SR	11	0	698	240	336	1274	115.8

INTERCEPTIONS	Team	CI	G	Int	Yds	TD	Int/G
Burnside, Brent	MWSC	SR	11	8	117	1	0.73
Taylor, Frank	NWMSU	SO	10	6	94	1	0.60
Walker, Jeremy	MSSC	SO	11	5	82	0	0.45
Reed, Randy	PSU	SR	11	5	6	0	0.45
Steiner, Clint	CMSU	JR	11	4	65	0	0.36
8. Remais, Ted	WU	JR	9	3	57	0	0.33

PASS EFFICIENCY	Team	CI	G	Att	Cmp	Int	Pct.	Yds	TD	Eff.
Jacobs, Joe	ESU	SR	11	263	151	12	57.4	2071	25	145.8
Galbraith, Barry	WU	SR	11	262	151	7	57.6	2269	16	145.2
Waterman, Kasey	MWSC	SO	11	277	156	13	56.3	2111	24	139.5
Miles, Travis	NWMSU	JR	11	272	144	13	52.9	2033	18	128.0
Howe, Eric	TSU	SO	11	410	220	16	53.7	2966	19	121.9

PUNT RETURNS	Team	CI	G	Ret	Yds	TD	Avg
Miles, Tony	NWMSU	JR	11	19	405	1	21.3
Burnside, Brandn	MWSC	SR	11	12	240	0	20.0
Ballard, Joey	MSSC	SO	11	22	230	1	10.5
McNeal, Colon	WU	SO	10	34	311	0	9.1
Nickerson, Kevin	CMSU	SO	11	27	236	2	8.7

KICKOFF RETURNS	Team	CI	G	Ret	Yds	TD	Avg
Crain, Corey	WU	FR	10	10	325	1	32.5
Nickerson, Kevin	CMSU	SO	11	16	399	0	24.9
Miles, Tony	NWMSU	JR	11	17	417	0	24.5
Nwosu, Emeka	UMR	FR	11	14	328	0	23.4
Williams, Shawn	MSSC	JR	11	11	243	0	22.1
7. McNeal, Colon	WU	SO	10	15	287	0	19.1

PUNTING	Team	CI	G	Punt	Yds	Avg
DuBois, Lee	CMSU	SR	11	62	2467	39.8
Sepanski, David	SBU	FR	11	62	2453	39.6
LeBlanc, Jeff	NWMSU	SR	11	40	1562	39.0
Creekmore, Mike	MSSC	SO	10	46	1784	38.8
Roth, Eric	WU	FR	11	59	2198	37.3

SCORING	Team	CI	G	TD	XPT	FG	Pts	Pts/G
Jansen, David	NWMSU	JR	11	20	0	0	120	10.9
McCoy, Lester	ESU	JR	11	16	4	0	100	9.1
Purnell, David	NWMSU	SR	11	0	56	12	92	8.4
Graham, Jason	CMSU	JR	11	15	0	0	90	8.2
Chatmon, Anthony	PSU	JR	11	13	2	0	80	7.3

SCORING (TDs)	Team	CI	G	TD	Rush	Pass	Ret	PAT	Pts	Pts/G
Jansen, David	NWMSU	JR	11	20	17	3	0	0	120	10.9
McCoy, Lester	ESU	JR	11	16	0	16	0	2	100	9.1
Graham, Jason	CMSU	JR	11	15	15	0	0	0	90	8.2
Chatmon, Anthony	PSU	JR	11	13	12	1	0	1	80	7.3
Walker, Lateef	PSU	SO	11	13	13	0	0	0	78	7.1
8. Nardella, Marc	WU	SR	11	9	0	9	0	1	56	5.1

SCORING (KICK)	Team	CI	G	PATs	FGs	Pts	Pts/G
Purnell, David	NWMSU	SR	11	56-56	12-15	92	8.4
Kral, Gary	PSU	JR	11	47-49	8-15	71	6.5
Toms, Kevin	MWSC	JR	11	38-45	8-14	62	5.6
Klee, Jeff	TSU	SR	11	20-22	11-21	53	4.8
DuBois, Lee	CMSU	SR	11	38-43	5-7	53	4.8
6. Todd, Chad	WU	JR	11	19-23	10-20	49	4.5

FIELD GOALS	Team	CI	G	FG	FGA	Pct.	FG/G
Purnell, David	NWMSU	SR	11	12	15	80.0	1.09
Klee, Jeff	TSU	SR	11	11	21	52.4	1.00
Todd, Chad	WU	JR	11	10	20	50.0	0.91
Toms, Kevin	MWSC	JR	11	8	14	57.1	0.73
Kral, Gary	PSU	JR	11	8	15	53.3	0.73

FIELD GOAL PCT	Team	CI	G	FG	FGA	Long	Pct.
Purnell, David	NWMSU	SR	11	12	15	48	80.0
DuBois, Lee	CMSU	SR	11	5	7	37	71.4
Toms, Kevin	MWSC	JR	11	8	14	43	57.1
Mendrygal, Alex	UMR	FR	11	6	11	41	54.5
Kral, Gary	PSU	JR	11	8	15	50	53.3
7. Todd, Chad	WU	JR	11	10	20	34	50.0

PAT KICKING PCT	Team	CI	G	Made	Att	Pct.
Purnell, David	NWMSU	SR	11	56	56	100.0
Ashcraft, Ryan	CMSU	FR	11	1	1	100.0
Kral, Gary	PSU	JR	11	47	49	95.9
Klee, Jeff	TSU	SR	11	20	22	90.9
DuBois, Lee	CMSU	SR	11	38	43	88.4
7. Todd, Chad	WU	JR	11	19	23	82.6



Former Washburn quarterback Barry Galbraith (1995-99) finished second in the MIAA in total offense, passing yards per game and passing efficiency.

MIAA Team Records

(Regular Season Records Unless Otherwise Noted)

SCORING

Most Points Scored

Game: 94 SMSU vs. SBU, 9-24-27

Season: 510 Northwest Missouri State, 1998 (11 games)

Highest Scoring Average

Season: 46.4 NWMSU, 1998 (510 pts. in 11 games)

Most Touchdowns Scored

Game: 15 SMSU vs. SBU, 9-24-27

Season: 69 Northwest Missouri State, 1998 (11 games)

Most Conversions Made Kicking

Game: 9-nine times, most recently: PSU vs. SBU, 11-6-99

Season: 61 Northwest Missouri State, 1998 (11 games)

Most 2-Point Conversions Made

Game: 5 ESU vs. UMR, 11-8-97

Season: 13 Emporia State, 1997 (11 games)

Most Field Goals Made

Game: 6 CMSU vs. SEMSU, 11-2-85

Season: 19 Missouri-Rolla, 1979 (11 games)

Most Defensive Extra Points

Att./Season: 2 MSSC 1996

Md./Season: 1 MWSC, 1994; SBU 1994

Most Safeties

Game: 3 ESU vs. CMSU, 9-18-99

Season: 5 Central Missouri State, 1999 (11 games)

FIRST DOWNS

Most Total First Downs

Game: 36 NWMSU vs. ESU, 11-14-98

Season: 273 Northwest Missouri State, 1998 (11 games)

Most First Downs Rushing

Game: 29 UMR vs. LU, 10-25-86

Season: 200 Northwest Mo. State, 1992 (11 games)

Most First Downs Passing

Game: 25 ESU vs. NWMSU, 11-7-92

Season: 164 Truman, 1985 (11 games)

TOTAL OFFENSE

Most Total Offensive Plays

Game: 99 TSU vs. SMSU, 10-5-85; NWMSU vs. LU, 11-5-77

Season: 922 Emporia State, 1995 (11 games)

Most Yards Total Offense

Game: 796 NWMSU vs. ESU, 11-7-92

Season: 5846 Emporia State, 1997 (11 games)

RUSHING

Most Rushing Attempts

Game: 87 PSU vs. CMSU, 10-14-89

Season: 743 Pittsburg St., 1989 (11 games)

Most Yards Gained Rushing

Game: 627 NWMSU vs. ESU, 11-7-92

Season: 3892 Pittsburg St., 1992 (11 games)

Highest Average Per Carry (min. 25/game)

Game: 10.4 PSU vs. MSSC, 10-24-92 (51-528 yards)

Season: 6.0 Pittsburg St., 1992 (651-3892 yards)

Most Touchdowns Rushing

Game: 8-four times, most recently: PSU vs. ESU, 10-26-96

Season: 46 Pittsburg St., 1989 (11 games)

PASSING

Most Pass Attempts

Game: 76 ESU vs. Fort Hays (Kan.) State, 9-2-95

Season: 623 Emporia State, 1995 (11 games)

Highest Average Per Attempt

Season: 9.9 Mo. Southern St., 1991 (298-2951 yards)

Most Pass Completions

Game: 39 ESU vs. TSU, 11-4-95

Season: 322 Emporia State, 1995 (11 games)

Highest Average Per Completion

Season: 21.2 Northwest Mo. State, 1992 (35-743 yards)

Highest Completion Percentage

Season: .632 SBU, 1992 (199-of-315, 2534 yards)

Most Yards Gained Passing

Game: 514 ESU vs. UMR, 10-7-95

Season: 3862 Emporia State, 1995 (11 games)

Most Touchdowns Passing

Game: 6 CMSU vs. LU, 10-24-87

Season: 32 Truman, 1985 (11 games)

PUNTING

Most Punts

Game: 14 SBU vs. CMSU, 11-9-96; SBU vs. PSU, 10-11-97

Season: 98 Lincoln, 1981 (11 games)

Highest Punting Average

Season: 45.7 Southwest Mo. St., 1965 (49-2240 yds.)

PUNT RETURNS

Most Punt Returns

Game: 9 UMR vs. Missouri Valley, 9-8-79; WU vs. Fort

Hays (Kan.) St., 9-11-99; NWMSU vs. SBU, 9-25-99

Season: 49 Pittsburg State, 1995 (10 games)

Highest Average Punt Return (min. 2/game)

Season: 20.3 Northwest Missouri State, 1966 (21-426 yds)

Most Punt Returns for Touchdowns

Game: 1 Several Times

Season: 2 Several Times, most recently: CMSU 1999

KICKOFF RETURNS

Most Kickoff Returns

Game: 12 SBU vs. MWSC, 10-5-96

Season: 59 Washburn, 1993 (10 games)

Northwest Mo. State, 1988 (11 games)

Highest Average Kickoff Return (min. 3/game)

Season: 24.8 Missouri Southern State, 1992 (38-944 yds.)

Most Kickoff Returns for Touchdowns

Game: 1 By many teams

Season: 2 four times, most recently: ESU, 1998 (11 games)

FUMBLES

Most Fumbles

Game: 11 UMR vs. NWMSU, 10-29-55

Season: 54 Northwest Mo. State, 1988 (11 games)

Most Fumbles Lost

Game: 6 four times, most recently: MSSC vs. PSU, 10-26-91

Season: 26 Southeast Mo. St., 1974 (11 games)

Fewest Fumbles

Season: 7 Truman, 1997 (10 games)

Fewest Fumbles Lost

Season: 3 Truman, 1997 (10 games)

PENALTIES

Most Penalties

Game: 19 six times, recently: CMSU vs. Quincy (Ill.), 8-28-99

Season: 123 Emporia State, 1997 (11 games)

Most Yards Penalized

Game: 184 SBU vs. WU, 11-13-93

Season: 1084 Southeast Mo. St., 1980 (11 games)

Fewest Penalties

Game: 0 Several Times

Season: 36 Missouri-Rolla, 1990 (10 games)

Fewest Yards Penalized

Game: 0 Several Times

Season: 278 Missouri-Rolla, 1964 (9 games)

TOTAL DEFENSE

Most Plays by an Opponent

Game: 99 LU vs. NWMSU, 11-5-77

Season: 833 Southwest Baptist, 1993 (11 games)

Fewest Total Yards Allowed

Game: 20 CMSU vs. LU, 10-31-81 (-22 rush, 42 pass)

Season: 1715 Missouri-Rolla, 1949 (925 rush, 790 pass)

Fewest First Downs Allowed

Game: 1 PSU vs. WU, 10-28-89

(1 rushing, 0 passing, 0 penalty)

Season: 99 Missouri-Rolla, 1956

(61 rushing, 32 passing, 6 penalty)

Most Opponent Fumbles Recovered

Game: 6 three times, most recently: PSU vs. MSSC, 10-26-91

Season: 23 UMR, 1978; MWSC 1997

Most Punts Blocked

Game: 3 SBU vs. NWMSU, 9-16-95

Season: 6 Southwest Baptist, 1995 (10 games)

Most Field Goals Blocked

Game: 2 PSU vs. Friends (Kan.), 9-7-91

Season: 5 Northwest Mo. State, 1989

RUSHING DEFENSE

Fewest Rushing Attempts Allowed

Game: 16 PSU vs. CMSU, 10-14-89

Season: 294 Missouri-Rolla, 1949 (8 games)

Fewest Rushing Yards Allowed

Game: -67 CMSU vs. LU, 10-30-82

Season: 346 Missouri-Rolla, 1980 (10 games)

Fewest Rushing Touchdowns Allowed

Season: 1 Northwest Mo. State, 1931 (9 games)

Fewest Rushing First Downs Allowed

Game: 0 CMSU vs. LU, 10-31-81; PSU vs. CMSU, 11-16-91

Season: 33 Missouri-Rolla, 1980 (10 games)

PASSING DEFENSE

Fewest Passing Attempts Allowed

Game: 1 UMR vs. Northwest Mo. State, 10-13-90

Season: 94 Missouri-Rolla, 1955 (9 games)

Fewest Passing Completions Allowed

Game: 0 four times, most recently: WU vs. CMSU, 11-7-98

Season: 30 Missouri-Rolla, 1951 (8 games)

Fewest Passing Yards Allowed

Game: 0 four times, most recently: WU vs. CMSU, 11-7-98

Season: 456 Missouri-Rolla, 1951 (8 games)

Fewest Passing Touchdowns Allowed

Season: 0 Northwest Mo. State, 1931 (9 games)

Fewest Passing First Downs Allowed

Game: 0 six times, most recently: WU vs. CMSU, 11-7-98

Season: 42 Northwest Mo. State, 1967 (9 games)

Lowest Completion Percentage Allowed

Season: .328 Missouri-Rolla, 1952 (38-116, 8 games)

INTERCEPTIONS

Most Interceptions

Game: 8 three times, recently: SEMSU vs. CMSU, 10-1-88

Season: 35 Missouri-Rolla, 1978 (11 games)

Most Interceptions Returned for Touchdowns

Game: 1 Several Times

Season: 4 Missouri-Rolla, 1969 (9 games)

SCORING DEFENSE

Fewest Points Allowed

Season: 6 Northwest Mo. State, 1931 (9 games)

Lowest Opponent Scoring Average

Season: 0.7 Northwest Mo. State, 1931 (9 games)

Most Shutouts

Season: 8 Northwest Mo. State, 1931 (9 games)

FREQUENCIES

Most Victories in a Season

15 Northwest Missouri State, 1998 (Includes playoffs)

Most Defeats in a Season

11 NWMSU, 1978 & 1994; LU, 1976 & 1981; UMR, 1998 & 1999

Most 300-plus Rushing Games in a Season

8 Pittsburg State, 1992 (11 games)

Pittsburg State, 1991 (11 games)

Most 300-plus Passing Games in a Season

8 Emporia State, 1995 (11 games)

CONSECUTIVES

Most Consecutive Victories

27 Truman, 1931-35

Most Consecutive Games Without A Defeat

27 Truman, 1931-35 (27-0-0)

Pittsburg St., 9-21-91 to 12-12-92 (26-0-1)

Most Consecutive Defeats

28 Lincoln, 1976-78

Most Consecutive Games Without Being Shutout

136 Pittsburg State, 9-2-89 to present

Most Consecutive Shutouts Posted

7 Northwest Missouri State, 1931

Most Consecutive Games Without a Tie

234 Truman, 10-14-78 to present

Most Consecutive Conference Wins

29 Pittsburg State, 9-25-93 to 10-5-96

Most Conference Wins Without a Defeat

37 Pittsburg State, 9-2-89 to 11-14-92

Most Consecutive Winning Seasons

11 Northwest Missouri State, 1938-49 (no FB in '45)
Pittsburg State, 1989-99

Most Consecutive Games Scoring 40-plus Points

4 Pittsburg State, 10-12-91 to 11-2-91
Pittsburg State, 10-26-96 to 11-16-96
Northwest Missouri State, 9-5 to 9-26-98
Missouri Western State, 8-28-99 to 9-25-99

Most Consecutive Games, 300-plus Rushing

5 Pittsburg State, 10-10-92 to 11-7-92

Most Consecutive Games, 300-plus Passing

7 Truman, 10-19-85 to 9-6-86

Individual Records

SCORING

Most Points Scored

Game: 46 Brian Shay, ESU vs. UMR, 11-8-97

Season: 198 Brian Shay, ESU, 1997

Career: 544 Brian Shay, ESU, 1995-98

Most Touchdowns Scored

Game: 7 Brian Shay, ESU vs. UMR, 11-8-97

Season: 32 Brian Shay, ESU, 1997

Career: 88 Brian Shay, ESU, 1995-98

Most Point-After Kicks Attempted

Game: 9 many times, most recently:

Gary Kral, PSU vs. SBU, 11-6-99

Season: 68 Dave Purnell, NWMSU, 1998

Career: 215 Dave Purnell, NWMSU, 1996-99

Most Point-After Kicks Made

Game: 9 eight times, most recently:

Josh Barcus, PSU vs. WU, 11-14-98

Season: 61 Dave Purnell, NWMSU, 1998

Career: 203 Dave Purnell, NWMSU, 1996-99

Most Consecutive Point-After Kicks Made

Season: 56 David Purnell, NWMSU, 8-28 to 11-13-99

Career: 60 David Purnell, NWMSU, 11-14-98 to 11-13-99

Most Two-Point Conversions Made

Game: 2 Jarett Vito, ESU vs. TSU, 11-4-95

Season: 4 Jarett Vito, ESU, 1995 & 1997
Brian Shay, ESU, 1996

Career: 10 Jarett Vito, ESU, 1995-98

Most Field Goals Attempted

Game: 6 Steve Huff, CMSU vs. SEMSU, 11-2-85

Season: 25 Shane Meyer, CMSU, 1997

Career: 109 Mike Wood, SEMSU, 1974-77

Most Field Goals Made

Game: 6 Steve Huff, CMSU vs. SEMSU, 11-2-85

Season: 18 Shane Meyer, CMSU, 1997

Career: 64 Mike Wood, SEMSU, 1974-77

Highest Field Goal Percentage

Season (min. 8 made):

.923 Eivind Listerud, UMR, 1993 (12-of-13)

Career (min. 16 made):

.804 Dave Purnell, NWMSU, 1996-99 (41-51)

Most Consecutive Field Goals Made

11 Josh Barcus, PSU 9-19-98 to 10-24-98

Most Points Scored by a Placekicker

Game: 19 Steve Huff, CMSU vs. SEMSU, 11-2-85
(6 FG, 1 PAT)

Season: 96 Dave Purnell, NWMSU, 1997

Career: 271 Josh Barcus, PSU, 1995-98

Most Defensive Extra Points Scored

Game: 1 Stevie Wallace, SBU vs. MWSC, 11-5-94
Mitchell Mason, MWSC vs. Southwest
(Minn.) State, 9-3-94

Season: 1 Stevie Wallace, SBU, 1994; Mitchell Mason,
MWSC, 1994

RUSHING

Most Rushing Attempts

Game: 50 Chris Brooks, CMSU vs. TSU, 11-11-89

Season: 342 Brian Shay, ESU, 1996

Career: 1007 Brian Shay, ESU, 1995-98

Most Yards Gained Rushing

Half: 226 Brian Shay, ESU vs. CMSU, 11-16-96 (2nd)

Game: 361 Brian Shay, ESU vs. WU, 10-5-96

Season: 2265 Brian Shay, ESU, 1998

Career: 6958 Brian Shay, ESU, 1995-98

Highest Average Per Carry

Season: 7.9 Darren Dawson, PSU, 1989
(150 att.-1184 yards)

Career: 7.1 Darren Dawson, PSU, 1989-91
(496 att.-3530 yards)

Most Times Gaining 100-plus Yards Rushing

Season: 11 Ronald Moore, PSU, 1992 (11 games)

Brian Shay, ESU, 1996 (11 games)

Brian Shay, ESU, 1998 (11 games)

Career: 33 Brian Shay, ESU, 1995-98 (44 games)

Most Yards by a Quarterback

Game: 286 Joseph Johnson, NWMSU vs. ESU, 11-7-92

Season: 1241 Joseph Johnson, NWMSU, 1992

Career: 2730 Jeremy Wilson, NWMSU, 1988-91

Most Touchdowns Rushing

Game: 7 Brian Shay, ESU vs. UMR, 11-8-97

Season: 29 Brian Shay, ESU, 1997

Brian Shay, ESU, 1998

Career: 81 Brian Shay, ESU, 1995-98

PASSING

Most Pass Attempts

Game: 70 Chris Hegg, TSU

vs. Central (Ohio) St., 11-9-85

Season: 503 Chris Hegg, TSU, 1985

Career: 1169 Scott Loveland, CMSU, 1981-84

Most Pass Completions

Game: 39 Pete Jelovic, ESU vs. TSU, 11-4-95

Season: 284 Chris Hegg, TSU, 1985

Career: 557 Scott Loveland, CMSU, 1981-84

Most Yards Gained Passing

Game: 471 Pete Jelovic, ESU vs. TSU, 11-4-95

Season: 3741 Chris Hegg, TSU, 1985

Career: 7233 Paul Kaiser, CMSU 1993-95, 1997

Most Touchdowns Passing

Game: 6 Jeff Phillips, CMSU vs. LU, 10-24-87

Season: 32 Chris Hegg, TSU, 1985

Career: 63 Matt Cook, MSSC, 1989-93

Highest Completion Percentage

Season (min. 100 comp.):

.656 Trevor Spradley, SBU, 1991 (168-of-256)

Career (min. 200 comp.):

.619 Trevor Spradley, SBU, 1990-92 (441-of-712)

Most Yards Gained Per Attempt

Season (min. 100 att.):

9.7 Jeff Moreland, PSU, 1991 (117-1131 yards)

Career (min. 200 att.):

8.9 Jeff Moreland, PSU, 1991-1995 (327-2920 yds.)

Most Yards Gained Per Completion

Season (min. 100 comp.):

18.7 Matt Cook, MSSC, 1991 (141-2637 yards)

Career (min. 200 comp.):

18.4 Bill Foster, CMSU, 1976-79 (271-4975 yds.)

Most Consecutive Pass Completions

10 Jay Padden, PSU, 10-21-89 to 10-28-89

Matt Cook, MSSC, 11-16-91 to 9-5-92

Brian Hutchins, PSU, 10-3-92 to 10-10-92

Most Consecutive Attempts Without an Interception

199 Zack Siegrist, PSU, 10-19-96 to 9-19-98

Most Consecutive Games with a TD Pass

24 Matt Cook, MSSC, 1990-93

RECEIVING

Most Pass Receptions

Game: 21 Jarett Vito, ESU vs. TSU, 11-4-95

Season: 94 Jarett Vito, ESU, 1995

Career: 226 Jarett Vito, ESU, 1995-98

Most Yards Gained Receiving

Game: 254 Rod Smith, MSSC vs. SBU, 10-19-91

Season: 1439 Rod Smith, MSSC, 1991

Career: 3103 Michael Dritlein, WU, 1992-95

Highest Average Per Reception

Season (min. 40 rec.):

24.0 Rod Smith, MSSC, 1991 (60-1439 yards)

Career (min. 80 rec.):

20.9 Ronnie West, PSU, 1990-91 (85-1779 yards)

Most Touchdowns Receiving

Game: 4 Eric Holm, TSU vs. LU, 11-8-80

Rod Smith, MSSC vs. TSU, 10-2-93

Season: 16 Lester McCoy, ESU, 1999

Career: 33 Rod Smith, MSSC, 1989-93

INTERCEPTIONS

Most Pass Interceptions

Game: 5 Gary Evans, TSU vs. UMR, 10-18-75

Bruce Johnson, LU vs. Kentucky State, 10-5-74

Season: 13 Tom Thrower, SEMSU, 1958

Career: 29 Bill Grantham, UMR, 1977-80

Most Touchdowns on Interception Returns

Game: 1 Several Players

Season: 2 4 times, most recently: Zuri Stokes, WU, 1996

Career: 3 Fred White, UMR, 1967-70

Most Consecutive Games with an Interception

8 Darin Nix, UMR, 11-6-93 to 10-8-94

TOTAL OFFENSE

Most Offensive Plays

Game: 76 Chris Hegg, TSU

vs. Central (Ohio) St., 11-9-85

Season: 594 Chris Hegg, TSU, 1985

Career: 1392 Scott Loveland, CMSU, 1981-84

Most Yards Total Offense

Game: 457 Curtis West, ESU vs. NWMSU, 11-7-92

Season: 3782 Chris Hegg, TSU, 1985

Career: 7553 Paul Kaiser, CMSU 1993-95, 1997

ALL-PURPOSE YARDS

Most All-Purpose Yards

Game: 469 Brian Shay, ESU vs. WU, 10-30-97

Season: 2819 Brian Shay, ESU, 1998

Career: 9301 Brian Shay, ESU, 1995-98

PUNTING

Most Punts

Game: 14 Aaron Hafner, SBU vs. CMSU, 11-9-96

Javon Collins, SBU vs. PSU, 10-11-97

Season: 98 John Tassi, LU, 1981

Career: 243 Chris Shore, UMR, 1991-94

Highest Punting Average

Season (min. 35 punts):

46.0 Brian Moorman, PSU, 1997 (36-1657 yards)

Career (min. 70 punts):

44.0 Brian Moorman, PSU, 1995-98 (157-6903 yds.)

PUNT RETURNS

Most Punt Returns

Game: 9 Craig Heath, UMR vs. Missouri Valley,
9-8-79; Colon McNeal, WU vs. Fort Hays
(Kan.) State, 9-11-99

Season: 39 Michael Mundt, PSU, 1994

Career: 99 Craig Heath, UMR, 1977-80

Eric Holm, TSU, 1977-80

Highest Average Per Punt Return

Season (min. 10 ret.):

21.3 Tony Miles, NWMSU, 1999 (19-405 yards)

Career (min. 20 ret.):

21.2 Gene Huffman, UMR, 1948-51 (29-804 yds.)

Most Touchdowns on Punt Returns

Game: 1 Several Players

Season: 2 seven times, most recently:

Kevin Nickerson, CMSU, 1999

Career: 4 Kevin Nickerson, CMSU, 1998-present

KICKOFF RETURNS

Most Kickoff Returns

Game: 9 Elliot Jackson, UMR vs. PSU, 11-4-95

Joe Wingate, NWMSU vs. UMR, 10-17-70

Season: 42 Bobby Yates, CMSU, 1990
Career: 99 Joe Wingate, NWMSU, 1970-73

Highest Average Per Kickoff Return

Season (min. 10 ret.):

31.7 Karl Evans, MSSC, 1992 (18-571 yards)

Career (min. 20 ret.):

30.0 Karl Evans, MSSC, 1991-92 (32-959 yards)

Most Touchdowns on Kickoff Returns

Game: 1 Several Players

Season: 2 Lloyd Weis, TSU, 1967

Gerard Clemons, ESU, 1998

Career: 2 four times, most recently:

Gerard Clemons, ESU, 1996-99

MISCELLANEOUS

Longest Field Goal

61 Mike Wood, SEMSU vs. LU, 11-15-75

Longest Punt

88 Mike Miletich, TSU vs. CMSU, 10-22-88

Longest Pass Completion

98 Matt Cook to Rod Smith, MSSC vs. MWSC, 9-28-91

Longest Rushing Play

97 Fred Tabron, SMSU vs. NWMSU, 11-14-70

Longest Interception Return

100 Bruce Johnson, LU vs. UMR, 11-23-72

Longest Punt Return

97 Frank Ricchi, UMR vs. NWMSU, 1949

Longest Kickoff Return

100 10 times, most recently:

Ryan Johnson, ESU vs. CMSU, 9-18-99

Kerry Byers, MSSC vs. TSU, 10-23-99

SINGLE-GAME RUSHING

Player	Yds	Att.	Avg.	TDs
1. Brian Shay				
ESU vs. WU, 10-5-96	361	39	9.8	5
2. Albert Bland				
MSSC vs. WU, 10-29-94	321	32	10.0	5
3. Dale Mills				
TSU vs. UMR, 11-12-60	306	37	8.3	5
Jarrett Anderson				
TSU vs. ESU, 11-9-96	306	26	11.8	6
5. Brian Shay				
ESU vs. CMSU, 11-16-96	305	47	6.5	3

SINGLE-SEASON RUSHING

Player, School	Yds	Att.	Avg.	TDs
1. Brian Shay, ESU '98	2265	293	7.7	29
2. Jarrett Anderson, TSU '96	2140	321	6.7	27
3. Brian Shay, ESU '96	2103	342	6.1	18
4. Brian Shay, ESU '97	1912	269	7.1	29
5. Ronald Moore, PSU '92	1864	239	7.8	26
6. Chad Guthrie, TSU '91	1649	302	5.5	17
7. Mike Harris, TSU '78	1598	329	4.9	8
8. Tony Williams, MWSC '96	1597	250	6.4	17
9. Elliott Eley, CMSU '87	1591	312	5.1	13
10. Karl Evans, MSSC '92	1586	327	4.9	14

CAREER RUSHING

Player, School	Yds	Att.	Avg.	TDs
1. Brian Shay, ESU '95-98	6958	1007	6.9	81
2. Jarrett Anderson, TSU '93-96	6166	979	6.3	69
3. Dale Mills, TSU '57-60	4502	751	6.0	61
4. Ronald Moore, PSU '89-92	4299	619	7.0	52
5. Chad Guthrie, TSU '89-92	3967	770	5.2	38
6. Steve Powell, TSU '74-77	3643	639	5.7	31
7. Darren Dawson, PSU '89-91	3530	496	7.1	44
8. Ed Tillison, NWMSU '87-91	3456	597	5.8	24
9. Terry Ryan, UMR '75-78	3432	841	4.1	29
10. Tony Williams, MWSC '94-97	3396	567	5.9	34

SINGLE-GAME PASSING

Player	Yds	Att.-C.	Pct.	TDs
1. Pete Jelovic				
ESU vs. TSU, 11-4-95	471	58-39	.672	4
2. Curtis West				
ESU vs. NWMSU, 11-7-92	454	61-35	.570	4

3. Chris Hegg				
TSU vs. Central (Ohio) St., 11-9-85	447	70-31	.443	4
4. Don Cummings				
TSU vs. SMSU, 11-7-70	435	43-18	.419	3
5. Jeff Phillips				
CMSU vs. UMR, 10-4-86	432	46-27	.587	3

SINGLE-SEASON PASSING

Player, School	Yds.	Att.-C.	Pct.	TDs
1. Chris Hegg, TSU '85	3782	503-284	56.5	32
2. Eric Howe, TSU '99	2966	410-220	53.7	19
3. Chris Greisen, NWMSU '98	2937	332-200	60.2	25
4. Jeff Phillips, CMSU '87	2854	370-204	55.1	19
5. Matt Cook, MSSC '91	2637	275-141	51.3	25
6. Jason Liley, SEMSU '90	2580	360-220	61.1	14
7. Matt Heidmann, TSU '86	2506	376-184	48.9	12
8. Jeff Phillips, CMSU '86	2493	354-203	57.3	23
9. Trevor Spradley, SBU '91	2492	256-168	66.0	13
10. Chris Greisen, NWMSU '97	2456	272-155	57.0	23

CAREER PASSING

Player, School	Yds.	Att.-C.	Pct.	TDs
1. Paul Kaiser, CMSU '93-95 '97	7233	982-513	52.2	58
2. Matt Cook, MSSC '89-93	6715	816-411	50.4	63
3. Scott Loveland, CMSU '81-84	6547	1169-557	47.6	32
4. Jeff Frost, TSU '87-90	6529	1022-484	47.4	50
5. Jeff Phillips, CMSU '86-88	6294	892-496	55.6	46
6. Pete Jelovic, ESU, '95-97	5970	776-462	59.5	42
7. Tom Hayes, TSU '81-83	5939	828-460	55.6	34
8. Trevor Spradley, SBU '90-92	5881	712-441	62.0	29
9. Chris Greisen, NWMSU '95-98	5741	663-383	53.2	51
10. Greg Teale, NWMSU '93-96	5565	458-910	50.3	50

SINGLE-GAME RECEIVING

Player	Yds.	Rec.	Avg.	TDs
1. Rod Smith				
MSSC vs. SBU, 10-19-91	254	8	31.8	3
2. Mike Berentes				
TSU vs. SMSU, 11-7-70	248	10	24.8	2
3. Terren Adams				
MWSC vs. WU, 11-16-91	238	11	21.6	3
4. Eddie Coates				
CMSU vs. E.Illinois, 10-4-69	228	10	22.8	1
Tom Newlin				
SBU vs. UMR, 10-8-88	228	11	20.7	1

SINGLE-SEASON RECEIVING

Player, School	Yds.	Rec.	Avg.	TDs
1. Rod Smith, MSSC '91	1439	60	24.0	15
2. Lester McCoy, ESU '99	1277	84	15.2	16
3. Terren Adams, MWSC '91	1232	61	20.2	12
4. Russell Evans, TSU '86	1167	82	14.2	6
5. Marc Nardella, WU '98	1136	64	17.8	6
6. Steve Hansley, NWMSU '84	1123	57	19.7	11
7. Farron Haley, SEMSU '89	1116	72	15.5	7
8. Michael Dritelein, WU '95	1112	48	23.2	8
Terren Adams, MWSC '92	1112	62	17.9	14
10. Alvin Johnson, CMSU '87	1080	54	20.0	8

CAREER RECEIVING

Player, School	Yds.	Rec.	Avg.	TDs
1. Michael Dritelein, WU '92-95	3103	170	18.3	18
2. Steve Hansley, NWMSU '83-85	2898	186	15.6	25
3. Rod Smith, MSSC '89-93	2882	146	19.7	33
4. Rich Otte, TSU '80-83	2821	202	14.0	16
5. Jarrett Vito, ESU '95-98	2608	226	11.5	25
6. Chet Pobolish, ESU '95-98	2595	193	13.4	18
7. Dan Anderson, NWMSU '82-85	2494	186	13.4	16
8. Russell Evans, TSU '83-86	2387	154	15.5	12
9. Alvin Johnson, CMSU '86-88	2353	145	16.2	18
10. Terren Adams, MWSC '91-92	2344	123	19.1	26

SINGLE-GAME TOTAL OFFENSE

Player	Pass	Rush	Total
1. Curtis West			
ESU vs. NWMSU, 11-7-92	454	3	457

2. Joseph Johnson			
NWMSU vs. ESU, 11-7-92	169	286	455
3. Pete Jelovic			
ESU vs. TSU, 11-4-95	471	-17	454
4. Chris Hegg			
TSU vs. Central (Ohio) St., 11-9-85	447	-4	443
5. Chris Hegg			
TSU vs. Northern Iowa, 11-23-85	429	-8	421

SINGLE-SEASON TOTAL OFFENSE

Player, School	Pass	Rush	Total
1. Chris Hegg, TSU '85	3741	41	3782
2. Chris Greisen, NWMSU '98	2937	20	2957
3. Eric Howe, TSU '99	2966	-29	2937
4. Matt Cook, MSSC '91	2637	131	2768
5. Jeff Phillips, CMSU '87	2854	-145	2709
6. Greg Teale, NWMSU '95	2434	178	2612
7. Barry Galbraith, WU '99	2269	271	2540
8. Joe Jacobs, ESU '99	2071	441	2512
9. Chris Greisen, NWMSU '97	2456	49	2505
10. Brad Cornelsen, MSSC '96	1625	867	2492

CAREER TOTAL OFFENSE

Player, School	Pass	Rush	Total
1. Paul Kaiser, CMSU '93-95 '97	7233	320	7553
2. Brian Shay, ESU, '95-98	0	6958	6958
3. Matt Cook, MSSC '89-93	6715	156	6871
4. Brad Cornelsen, MSSC, '95-98	4398	2273	6671
5. Joe Scharzt, WU '93-96	5527	1095	6622
6. Jeff Frost, TSU '87-90	6529	-25	6504
7. Scott Loveland, CMSU '81-84	6547	-331	6216
8. Jarrett Anderson, TSU '93-96	0	6166	6166
9. Greg Teale, NWMSU '93-96	5565	411	5976
10. Jeff Brown, SEMSU '84-87	5853	82	5935

SINGLE-GAME SCORING

Player	Points
1. Brian Shay, ESU vs. UMR, 11-8-97	46
2. Louis Stark, SMSU vs. SBU, 9-24-27	37
3. Jarrett Anderson, TSU vs. ESU, 11-9-96	36
4. Dale Mills, TSU vs. UMR, 11-12-60	34
5. Brian Shay, ESU vs. WU, 10-5-96	32
6. Nine players tied at	30
Most recently by Brian Shay, ESU vs. SBU, 9-29-98	

SINGLE-SEASON SCORING


Player, School	Points
1. Brian Shay, ESU, 1997	198
2. Brian Shay, ESU, 1998	176
3. Jarrett Anderson, TSU 1996	168
4. Ronald Moore, PSU 1992	166
5. Chad Guthrie, TSU 1992	134
Brian Shay, ESU 1996	134
7. Dale Mills, TSU 1959	124
8. Dale Mills, TSU 1958	122
9. David Jansen, NWMSU 1999	120
10. Dale Mills, TSU 1960	118

CAREER SCORING

Player, School	Points
1. Brian Shay, ESU, '95-98	544
2. Jarrett Anderson, TSU '93-96	440
3. Dale Mills, TSU '57-60	407
4. Ronald Moore, PSU '89-92	332
5. David Purnell, NWMSU '96-99	326
6. Chad Guthrie, TSU '89-92	272
7. Josh Barcus, PSU, '95-98	271
8. Darren Dawson, PSU '89-91	264
9. Sharron Washington, TSU '63-66	254
Mike Wood, SEMSU '74-77	254
Shane Meyer, CMSU '95-98	254



***Former Washburn
quarterback Joe
Schartz (1993-96) is
the Ichabods' all-
time leading passer
with 5,527 yards and
all-time total offen-
sive leader with
6,622 yards.***



Rushing Leaders

Rushing Attempts

Career • 665, Dino DeLisa, 1983-85
Season • 262, Dino DeLisa, 1983
Game • 42, Dino DeLisa vs. Emporia State, 1985 (166 yds.)

Rushing Yards

Career • 2,794, Dino DeLisa, 1983-85
Season • 1,185, Dino DeLisa, 1983
By a sr. • 947, Les Williams, 1988
By a jr. • 979, Art Fletcher, 1948
By a so. • 1,185, Dino DeLisa, 1983
By a fr. • 485, Brandon Rainer, 1998
Game • 241, Kevin McCormick vs. Missouri Valley, 1971

Rushing Average

Career • 5.6, Willie Sapp, 1995-97 & Bill Baker, 1951-53
Season • 7.1, Allen Moore, 1991

Rushing Touchdowns

Career • 29, Dino DeLisa, 1983-85
Season • 14, Dino DeLisa, 1983
By a sr. • 13, Kevin McCormick, 1971
By a jr. • 8, Dino DeLisa, 1984
By a so. • 14, Dino DeLisa, 1983
By a fr. • 8, Brandon Rainer, 1998
Game • 5, Art Fletcher vs. Benedictine, 1948

Most Rushing Touchdowns in a Season

Dino DeLisa, 1983	14
Kevin McCormick, 1971	13
Nick Cummings, 1994	10
Dino DeLisa, 1984	8
Gary Yager, 1975	8
Willie Sapp, 1997	8
Brandon Rainer, 1998	8

Most Rushing Touchdowns in a Game

Art Fletcher, 1948, vs Benedictine	5
------------------------------------	---

Career Leaders

	Yards	Att.	Avg	TD
Dino DeLisa, 1983-85	2,794	665	4.2	29
1983	1,185	262	4.5	14
1984	721	188	3.8	8
1985	888	215	4.1	7
Les Williams, 1986-90	2,030	485	4.2	16
Leroy Harmon, 1945-49	1,927			
Willie Sapp, 1995-97	1,816	322	5.6	14
Art Fletcher, 1946-49	1,698			
Bill Baker, 1951-53	1,670	299	5.6	
Kevin McCormick, 1969-71	1,581	472	3.4	20
Brent Cripps, 1974-77	1,506	414	3.6	18
Nick Cummings, 1992-94	1,448	335	4.3	14
Mickey Romano, 1964-66	1,284	318	4.0	4

Season Leaders

	Yards	Att.	Avg	TD
Dino DeLisa, 1983	1,185	262	4.5	14
Art Fletcher, 1948	979	180	5.4	
Les Williams, 1988	947	206	4.6	5
Phil Brooks, 1989	936	188	5.0	6
Dino DeLisa, 1985	888	215	4.1	7
Kevin McCormick, 1971	862	172	5.0	13
Willie Sapp, 1997	819	146	5.6	8
Greg Lane, 1990	758	178	4.3	3
Gary Yager, 1974	748	184	4.1	8
Dino DeLisa, 1984	721	188	3.8	8

Longest Run from Scrimmage

Melvin Myricks, 1965	94 yards
----------------------	----------

Yearly Rushing Leaders

Year	Name	Yards	Att.	Avg.	TD
1999	Brandon Rainer	619	137	4.5	6
1998	Lydell Flowers	526	93	5.7	0
1997	Willie Sapp	819	146	5.6	8
1996	Keith Coleman	475	104	4.6	4
1995	Willie Sapp	559	90	5.9	3
1994	Nick Cummings	643	135	4.8	10
1993	Nick Cummings	400	112	3.6	1
1992	Nick Cummings	405	88	4.6	3
1991	Allen Moore	618	87	7.1	2
1990	Greg Lane	758	178	4.3	3
1989	Phillip Brooks	936	188	5.0	6
1988	Les Williams	947	206	4.6	5
1987	Johnny Perkins	510	123	4.1	7
1986	Les Williams	418	107	3.9	7
1985	Dino DeLisa	888	215	4.1	7
1984	Dino DeLisa	721	188	3.8	8
1983	Dino DeLisa	1,185	262	4.5	14
1982	Ron Davis	343	108	3.2	4
1981	Ron Davis	347	94	3.7	4
1980	Alan Greig	144	41	3.5	0
1979	Mark Samich	338	93	3.6	0
1978	Jim Rodden	486	143	3.4	4
1977	Clarence Taylor	583	109	5.3	5
1976	Brent Cripps	572	158	3.6	7
1975	Gary Yager	748	184	4.1	8
1974	Gary Yager	439	119	3.7	3
1973	Cory Heiniger	378	99	3.8	2
1972	Jeff Roether	513	91	5.6	4
1971	Kevin McCormick	862	172	5.0	13
1970	Kevin McCormick	690	212	3.3	7
1969	Steve Alston	437	160	2.7	6
1968	Charlie King	291	78	3.7	3
1967	Steve Alston	288	93	3.1	1
1966	Mickey Romano	594	141	4.2	3
1965	Melvin Myricks	466	114	4.1	3
1964	Mickey Romano	485	86	5.6	
1963	Bobby Jones	393	82	4.7	2
1962	Frank Pickens	356	75	4.7	3
1961	Gacek	369	72	5.1	0



**Dino DeLisa
(1983-85)**



**Willie Sapp
(1995-97)**




Former Washburn half-back Willie Sapp (1995-97) is fourth on the all-time rushing chart with 1,816 yards. He is also 11th on the all-time total offense chart with 1,816 yards. He shares the record for career rushing average with 5.6 per carry with Bill Baker.



**Joe Schartz
(1993-96)**



**Mike Grogan
(1974-77)**



**Mike Atkins
(1977-80)**

Passing Leaders

Passing Attempts

Career • 866, Mike Atkins, 1977-80
Season • 345, Mike Atkins, 1980
Game • 63, Mike Atkins vs. Wayne State, 1980

Passing Completions

Career • 442, Mike Atkins, 1977-80
Season • 183, Mike Atkins, 1980
Game • 34, Mike Atkins vs. Wayne State, 1980

Passing Yardage

Career • 5,527, Joe Schartz, 1993-96
Season • 2,338, Barry Griffiths, 1988
By a sr. • 2,388, Barry Griffiths, 1988
By a jr. • 1,678, Mike Atkins, 1979
By a so. • 1,374, Mike Atkins, 1978
By a fr. • 1,430, Joe Schartz, 1993
Game • 418, Mike Atkins vs. Missouri Western, 1979

Pass Completion Percentage

Career (min 500 att.) • .510, Mike Atkins, 1977-80
Season • .602, Mark Elliott, 1983
Game • .900, Jerry Raushelbach vs. Mo. Valley, 1980 (9-of-10)

Passing Touchdowns

Career • 32, Mike Grogan, 1974-77
Season • 23, Barry Griffiths, 1988
Game • 6, Barry Griffiths vs. Emporia State, 1988

Pass Interceptions Thrown

Career • 62, Mike Atkins, 1977-80
Season • 20, Mike McCartney, 1985; Mike Atkins, 1980

Passing Yardage Per Completion

Career • 18.0, Joe Schartz, 1993-96
Season • 18.6, Joe Schartz, 1995

Most Touchdown Passes in a Career

Mike Grogan, 1974-77	32
Joe Schartz, 1993-96	31
Mike Atkins, 1977-80	31
Barry Griffiths, 1987-88	23
Barry Galbraith, 1995-99	19
Kyle Kingston, 1986-87	15

Most Touchdown Passes in a Season

Barry Griffiths, 1988	23
Barry Galbraith, 1999	16
Mike Atkins, 1980	13
Kyle Kingston, 1987	12
Mike Atkins, 1980	11
Joe Schartz, 1993	10

Most Touchdown Passes in a Game

Barry Griffiths, 1988, vs ESU	6
-------------------------------	---

Longest Pass from Scrimmage

Barry Griffiths to Troy Slusser, 1988 vs ESU	95 yards
--	----------



**Former
Washburn
quarterback
Mike Grogan
(1974-77)
is the
Ichabods'
all-time
passing
touchdown
leader with 32.
He is third on
the all-time
chart in pass-
ing yards with
3,761.**

Career Leaders	Yards	Cmp.	Att.	Pct.	TD	Int.
Joe Schartz, 1993-96	5,527	307	728	.422	31	54
1993	1,430	109	233	.468	7	14
1994	1,359	74	181	.409	4	16
1995	1,452	78	149	.524	10	15
1996	1,286	81	165	.491	10	9
Mike Atkins, 1977-80	5,437	442	866	.510	31	62
Mike Grogan, 1974-77	3,761	292	596	.490	32	40
Aaron Battle, 1994-98	3,479	244	481	.507	14	15
Barry Galbraith, 1995-99	2,684	181	319	.567	19	9
Mark Elliott, 1980-83	2,604	182	418	.435	13	26
Barry Griffiths, 1987-88	2,395	139	296	.470	23	13
Kyle Kingston, 1986-87	2,381	146	304	.480	15	21
Jeremy Smith, 1992-93	2,036	160	305	.525	10	15
Leroy Harmon, 1945-49	1,997					
Larry Elliott, 1956-58	1,934	131	297	.441		

Season Leaders	Yards	Cmp.	Att.	Pct.	TD	Int.
Barry Griffiths, 1988	2,338	135	275	.479	23	11
Barry Galbraith, 1999	2,269	151	262	.576	16	7
Aaron Battle, 1998	2,131	266	149	.560	10	7
Mike Atkins, 1980	2,106	183	345	.530	13	20
Mike Atkins, 1979	1,678	130	248	.524	11	15
Kyle Kingston, 1987	1,629	97	191	.507	12	15
Joe Schartz, 1995	1,452	78	149	.524	10	15
Joe Schartz, 1993	1,430	109	233	.468	7	14
Mark Elliott, 1981	1,388	90	246	.366	7	18
Mike Atkins, 1978	1,374	112	237	.473	5	17
Mike McCartney, 1985	1,369	119	245	.486	9	20
Joe Schartz, 1994	1,359	74	181	.409	4	16

Yearly Passing Leaders

Year	Name	Yards	Cmp.	Att.	Pct.	TD	Int.
1999	Barry Galbraith	2,269	151	262	.576	16	7
1998	Aaron Battle	2,131	149	266	.560	10	7
1997	Aaron Battle	1,175	83	179	.464	3	6
1996	Joe Schartz	1,286	81	165	.491	10	9
1995	Joe Schartz	1,452	78	149	.524	10	15
1994	Joe Schartz	1,359	74	181	.409	4	16
1993	Joe Schartz	1,430	109	233	.468	7	14
1992	Jeremy Smith	917	72	135	.533	6	8
1991	Dan Holloway	657	56	122	.459	2	6
1990	Dave Weimers	399	26	91	.286	1	9
1989	Mark Johnson	924	81	197	.411	4	9
1988	Barry Griffiths	2,338	135	275	.479	23	11
1987	Kyle Kingston	1,629	97	191	.507	12	15
1986	Jim Bernard	988	75	155	.484	5	7
1985	Mike McCartney	1,369	119	245	.486	9	20
1984	Tim Beasley	282	28	82	.341	2	6
1983	Mark Elliot	1,074	80	133	.602	5	5
1982	Jeff Leiker	959	77	186	.414	6	12
1981	Mark Elliot	1,388	90	246	.370	7	18
1980	Mike Atkins	2,106	183	345	.530	13	20
1979	Mike Atkins	1,678	130	248	.520	11	15
1978	Mike Atkins	1,374	112	237	.470	5	17
1977	Mike Grogan	1,202	74	163	.454	9	10
1976	Mike Grogan	721	60	118	.508	4	10
1975	Mike Grogan	1,098	91	177	.514	10	12
1974	Mike Grogan	740	67	138	.486	9	8
1973	Paul Garrett	352	26	71	.366	1	5
1972	Ed Clark	431	36	101	.356	1	13
1971	Ed Clark	232	16	31	.516	1	0
1970	Jon Bakalar	698	32	81	.395	1	3
1969	Dale Bennett	904	64	171	.374	6	14
1968	Dean Ferrell	793	76	169	.450		
1967	Dean Ferrell	732	72	163	.442		
1966	J.D. Cleavinger	330	28	76	.368		
1965	Tom Huber	147	17	53	.321		
1964	Tom Huber	253	12	35	.343		
1963	Bill Harper	718	45	108	.417		
1962	Curt Miller	462	38	80	.475		
1961	Hallacy	403	31	81	.383		

Receiving Leaders

Pass Receptions

Career • 170, Michael Dritlein, 1992-95
Season • 84, Ron Hamilton, 1980
By a sr. • 84, Ron Hamilton, 1980
By a jr. • 64, Marc Nardella, 1998
By a so. • 51, Michael Dritlein, 1993
By a fr. • 32, Michael Dritlein, 1992
Game • 13, Ron Hamilton vs. Wayne State, 1980

Receiving Yards

Career • 3,103, Michael Dritlein, 1992-95
Season • 1,394, Troy Slusser, 1988
By a sr. • 1,394, Troy Slusser, 1988
By a jr. • 1,136, Marc Nardella, 1998
By a so. • 742, Michael Dritlein, 1993
By a fr. • 433, Michael Dritlein, 1992
Game • 252, Troy Slusser vs. Emporia State, 1988

Receiving Touchdowns

Career • 35, Troy Slusser, 1985-88
Season • 20, Troy Slusser, 1988
By a sr. • 20, Troy Slusser, 1988
By a jr. • 8, Troy Slusser, 1987
By a so. • 4, Michael Dritlein, 1993
By a fr. • 3, Michael Dritlein, 1993

Average Per Reception

Career • 25.0, Alan Dressman, 1969-71
Season • 29.1, Alan Dressman, 1970

Career Leaders (by receptions)	No	Yards	TD	Avg
Michael Dritlein, 1992-95	170	3,103	18	18.3
1992	32	433	3	13.5
1993	51	742	4	14.6
1994	39	816	3	20.9
1995	48	1,112	8	23.2
Ron Hamilton, 1979-80	134	1,919	11	14.3
Marc Nardella, 1996-99	119	2,080	15	17.4
Troy Slusser, 1985-88	107	2,428	35	22.7
Mike Keeley, 1976-78	98	1,592	9	16.2
Rick Benke, 1974-75	69	873	10	12.7

Season Leaders	No	Yards	TD	Avg.
Ron Hamilton, 1980	84	1,128	5	13.4
Troy Slusser, 1988	68	1,512	20	22.2
Marc Nardella, 1998	64	1,136	6	17.8
Michael Dritlein, 1993	51	742	4	14.6
Ron Hamilton, 1979	50	791	6	15.8

Career Leaders (by yardage)	Yards	No	TD	Avg.
Michael Dritlein, 1992-95	*3,103	170	18	18.3
1992	433	32	3	13.5
1993	742	51	4	14.6
1994	816	39	3	20.9
1995	1,112	48	8	23.2
Troy Slusser, 1985-88	2,428	107	35	22.7
Marc Nardella, 1996-99	2,080	119	15	17.4
Ron Hamilton, 1979-80	1,919	134	11	14.3
Mike Keeley, 1976-78	1,592	98	9	16.2
Al Dressman, 1969-71	1,228	49	8	25.1

*Mid-America Intercollegiate Athletics Association Record

Season Leaders	Yards	No	TD	Avg.
Troy Slusser, 1988	1,512	68	20	20.2
Marc Nardella, 1998	1,136	64	6	17.8
Ron Hamilton, 1980	1,128	84	5	13.4
Michael Dritlein, 1995	1,112	48	8	23.2
Marc Nardella, 1999	933	54	9	17.3
Michael Dritlein, 1994	816	39	3	20.9

Yearly Receiving Leaders

Year	Name	No.	Yds.	Avg.	TD
1999	Marc Nardella	54	933	17.3	9
1998	Marc Nardella	64	1,136	17.8	6
1997	Andy Rucker	39	643	16.5	3
1996	Andy Rucker	22	476	21.6	3
1995	Michael Dritlein	48	1,112	23.2	8
1994	Michael Dritlein	39	816	20.9	3
1993	Michael Dritlein	51	742	14.6	4
1992	Michael Dritlein	32	433	13.5	3
1991	Tracey Hoffman	20	271	13.6	2
1990	Todd Scharnhorst	16	259	16.2	0
1989	Dashiell Wandix	20	239	12.0	0
1988	Troy Slusser	65	1,394	21.4	20
1987	Troy Slusser	28	724	25.9	8
1986	Aaron Walker	12	331	27.6	2
1985	Steve Tacca	34	401	11.8	1
1984	Steve Tacca	15	183	12.2	3
1983	Steve Hardesty	39	606	15.5	1
1982	Mark Elliot	12	274	22.8	2
1981	Steve Pokrywka	25	492	19.7	2
1980	Ron Hamilton	84	1,128	13.4	5
1979	Ron Hamilton	50	791	15.8	6
1978	Mike Keeley	36	591	16.4	3
1977	Mike Keeley	30	538	17.9	4
1976	Mike Keeley	32	463	14.5	2
1975	Rick Benke	42	523	12.5	7
1974	Rick Benke	27	350	12.9	3
1973	John Hodnefield	14	310	22.1	2
1972	Jeff Roether	16	226	14.1	1
1971	Al Dressman	19	351	18.5	3
1970	Al Dressman	19	553	29.1	2
1969	Al Dressman	11	324	29.5	3
1968	Irv McCoy	35	305	8.7	0
1967	Jeff Hill	34	368	10.8	1
1966	Dan Dreiling	5	106	21.2	2
1965	Charlie White	10	122	12.2	0
1964	Pete Roscetti	10	289	28.9	
1963	Pete Roscetti	15	282	18.8	3
1962	John Pusateri	10	177	17.7	7
1961	Gacek	10	157	15.7	0




Michael Dritlein
(1992-95)



Troy Slusser
(1985-88)




Ron Hamilton
(1979-80)



Former Washburn receiver **Michael Dritlein (1992-95)** is the Ichabods' career leader in pass receptions and receiving yards. His 3,103 career receiving yards ranks first in MIAA history. He is the only Ichabod to lead the team in receiving all four years of a career. Dritlein was the 'Bods last all-America selection making the second team in 1995.



**Joe Schartz
(1995-97)**



**Mike Atkins
(1977-80)**



**Barry Galbraith
(1995-99)**



**Dean Ferrell
(1967-68)**

Joe Schartz is the Ichabods' all-time in total offense with 6,622 yards. He is also the only Washburn quarterback to rush for more than 1,000 in a career with 1,095. He is fifth on the MIAA's all-time total offense career chart as well.

Total Offense

Total Offense Plays

Career • 1,223, Joe Schartz, 1993-96
Season • 469, Barry Galbraith, 1999

Total Offense Yardage

Career • 6,622, Joe Schartz, 1993-96
(5,527 passing, 1,095 rushing)
Season • 2,540, Barry Galbraith, 1999
(2,269 passing, 271 rushing)
By a sr. • 2,540, Barry Galbraith, 1999
By a jr. • 1,891, Joe Schartz, 1995
By a so. • 1,649, Joe Schartz, 1994
By a fr. • 1,417, Joe Schartz, 1993
Game • 445, Mike Atkins vs. Missouri Western, 1979
(418 passing, 27 rushing)

Total Offense Touchdowns

Career • 54, Joe Schartz, 1993-96
Season • 24, Barry Griffiths, 1988
Game • 6, Barry Griffiths vs. Emporia State, 1988

*Records incomplete. Indicates passing touchdowns only.

Career Leaders	Yards	Rush	Pass
Joe Schartz, 1993-96	6,622	1,095	5,527
1993	1,417	-13	1,430
1994	1,649	290	1,359
1995	1,891	439	1,452
1996	1,665	379	1,286
Mike Atkins, 1977-80	5,063	-284	5,437
Aaron Battle, 1994-98	4,173	694	3,479
LeRoy Harmon, 1945-49	3,924	1,927	1,997
Mike Grogan, 1974-77	3,861	100	3,761
Barry Galbraith, 1995-99	3,040	356	2,684
Dino DeLisa, 1983-85	2,794	2,794	0
Kyle Kingston, 1986-87	2,671	290	2,381
Barry Griffiths, 1987-88	2,395	-43	2,395
Les Williams, 1986-90	2,030	2,030	0
Willie Sapp, 1995-97	1,816	1,816	0
Dean Ferrell, 1967-68	1,813	288	1,525
Jeff Leiker, 1982-83	1,456	149	1,283

Season Leaders

	Yards	Rush	Pass
Barry Galbraith, 1999	2,540	271	2,269
Barry Griffiths, 1988	2,296	-42	2,338
Aaron Battle, 1998	2,258	127	2,131
Mike Atkins, 1980	1,905	-201	2,106
Joe Schartz, 1995	1,891	439	1,452
Kyle Kingston, 1987	1,794	165	1,629
Aaron Battle, 1997	1,677	502	1,175
Joe Schartz, 1996	1,665	379	1,286
Joe Schartz, 1994	1,649	290	1,359
Mike Atkins, 1979	1,597	-201	2,106
Joe Schartz, 1993	1,417	-13	1,430

Yearly Offensive Leaders

Year	Name	Yards	Plays	TD
1999	Barry Galbraith	2,269	469	19
1998	Aaron Battle	2,258	413	17
1997	Aaron Battle	1,677	344	10
1996	Joe Schartz	1,665	304	16
1995	Joe Schartz	1,891	305	17
1994	Joe Schartz	1,649	329	10
1993	Joe Schartz	1,417	285	11
1992	Jeremy Smith	853	157	8
1991	Dan Holloway	744	185	3
1990	Greg Lane	758	178	3
1989	Mark Johnson	976	265	7
1988	Barry Griffiths	2,296	329	24
1987	Kyle Kingston	1,794	256	13
1986	Jim Bernard	1,374	251	7
1985	Mike McCartney	1,325	243	9
1984	Dino DeLisa	721	188	8
1983	Dino DeLisa	1,185	262	14
1982	Jeff Leiker	1,042	263	6
1981	Mark Elliot	1,299	353	8
1980	Mike Atkins	1,905	408	14
1979	Mike Atkins	1,597	310	11
1978	Mike Atkins	1,312	277	5
1977	Mike Grogan	1,192	246	13
1976	Mike Grogan	725	190	8
1975	Mike Grogan	1,122	240	15
1974	Mike Grogan	822	220	9
1973	Paul Garrett	328	133	2
1972	Ed Clark	682	218	3
1971	Kevin McCormick	862	172	13
1970	Jon Bakalar	779	152	3
1969	Dale Bennett	796	262	6
1968	Dean Ferrell	909	247	•
1967	Dean Ferrell	904	281	•
1966	J.D. Cleavinger	466	163	•
1965	Melvin Myricks	466	114	3
1964	Jerry Hardy	489	61	•
1963	Bill Harper	1,051	224	•
1962	Curt Miller	803	185	•
1961	Hallacy	417	111	•



Return Leaders

Kickoffs Returned

Career • 50, Andy Rucker, 1995-97
Season • 30, Joe Clark, 1990

Kickoff Return Yardage

Career • 1,184, Clarence Taylor, 1975-77
Season • 648, Joe Clark, 1990

Kickoff Return Average

Career • 24.8, Clarence Taylor, 1975-77
Season • 43.8, Gene McBride, 1970 (8 returns)
28.8, Clarence Taylor, 1976 (18 returns)

Kickoffs Returned for Touchdowns

Career • 1, Ed Vacek, 1985; Corey Crain, 1999
Season • 1, Ed Vacek vs CMSU, 1985; Corey Crain, vs
MSSC, 1999

Longest Kickoff Return for a Touchdown

98 yards by Ed Vacek vs CMSU, 1985
97 yards by Corey Crain vs MSSC, 1999

Punts Returned

Career • 121, Troy Slusser, 1985-88
Season • 45, Troy Slusser, 1987

Punt Return Yards

Career • 1,152, Troy Slusser, 1985-88
Season • 416, Troy Slusser, 1987

Punt Return Average

Career • 12.9, Mayo Schmidt, 1978
Season • 15.3, Colon McNeal, 1998

Punts Returned for a Touchdown

Career • 1, Troy Slusser, 1985-88; Andy Rucker,
1995-97 and Clarence Taylor, 1974-77
Season • 1, Troy Slusser, 1986; Andy Rucker, 1995
and Clarence Taylor, 1975

Longest Punt Return for a Touchdown

90 yards by Clarence Taylor vs. Emporia State, 1975



**Clarence Taylor
(1975-77)**



**Andy Rucker
(1995-97)**

Career Leaders	Avg.	Ret.	Yards	TD
Mayo Schmidt, 1978	12.9	14	181	0
Colon McNeal, 1998-pr.	10.9	47	510	0
Clarence Taylor, 1974-77	10.9	75	820	1
Ron Beal, 1978-79	10.4	29	302	0
Ron Hamilton, 1979-80	9.6	13	125	0

Season Leaders (min.7)	Avg.	Ret.	Yards	TD
Colon McNeal, 1998	15.3	13	199	0
Clarence Taylor, 1975	13.9	15	209	0
Mayo Schmidt, 1978	12.9	14	181	0
Ron Beal, 1978	12.3	15	185	0
Clarence Taylor, 1977	11.7	28	327	0
Troy Slusser, 1988	10.8	38	414	0
Anthony Bryan, 1985	10.7	7	75	0
Ron Hamilton, 1980	9.6	13	125	0
Troy Slusser, 1987	9.2	45	416	0
Al Dressman, 1970	9.1	7	64	0
Colon McNeal, 1999	9.1	34	311	0



**Andy Rucker
(1995-97)**
holds the
Washburn
record for
career kickoff
returns with
50. He also
holds the
record for
returns in a
season with
19. Rucker is
also the last
Ichabod to
return a punt
for a touch-
down, 50 yards
against Central
Missouri in
1995.

Career Leaders (min. 8)	Avg	Ret	Yards	TD
Corey Crain, 1999-pr	32.5	10	325	1
Clarence Taylor, 1974-77	24.8	47	1,184	0
Ron Beal, 1978-79	23.1	18	432	0
Cody Snyder, 1997-pr	22.4	10	224	0
Troy Slusser, 1985-88	21.8	49	1,101	0
Joe Clark, 1990	21.6	30	648	0

Season Leaders (min. 8)	Avg.	Ret	Yards	TD
Gene McBride, 1970	43.8	8	350	0
Corey Crain, 1999	32.5	10	325	1
Clarence Taylor, 1976	28.8	18	519	0
Clarence Taylor, 1977	27.6	15	414	0
Ron Beal, 1979	27.4	11	301	0
Dwayne Haley, 1988	24.6	13	304	0
Troy Slusser, 1987	24.4	17	414	0
Troy Slusser, 1985	23.3	13	303	0
Dashiell Wandix, 1987	23.2	13	302	0
Andy Rucker, 1997	22.7	19	431	0
Cody Snyder, 1998	22.4	10	224	0



**Brent Cripps
(1974-77)**



**Randy Davey
(1982-83)**

Punting Leaders

Punts Attempted

Career • 239, Tim Beasley, 1984-87
Season • 78, Jeff Hill, 1969
By a sr. • 78, Jeff Hill, 1969
By a jr. • 62, Alan Kaniper, 1990
By a so. • 70, Tim Beasley, 1985
By a fr. • 77, Randy Davey, 1982
Game • 11, Brian Fuemmeler vs. MSSC, 1995

Punting Yardage

Career • 9,983, Tim Beasley, 1984-87
Season • 3,044, Jeff Hill, 1969
By a sr. • 3,044, Jeff Hill, 1969
By a jr. • 2,488, Alan Kaniper, 1990
By a so. • 2,608, Tim Beasley, 1985
By a fr. • 2,982, Randy Davey, 1982

Punting Average

Career • 40.9, Kevin Cummings, 1979-80
Season • 42.0, Brent Cripps, 1977
By a sr. • 42.0, Brent Cripps, 1977
By a jr. • 40.1, Alan Kaniper, 1990
By a so. • 39.3, Brent Cripps, 1975
By a fr. • 39.8, Brent Cripps, 1974
Game • 49.8 (6 punts), Brent Cripps vs. MWSC 1974

Longest Punt in a Game

Randy Davey, vs MWSC, 1982 87 yards

Career Leaders

	Avg.	Punts	Yards
Kevin Cummings, 1979-80	40.9	72	2,879
Brent Cripps, 1974-77	40.0	196	7,844
Alan Kaniper, 1988-91	38.4	231	8,933
Jon Bakalar, 1970-71	37.8	123	4,645
Jeff Hill, 1966-69	37.6	191	7,229
Tim Beasley, 1984-87	37.7	239	8,983
Pete Roscetti, 1963	37.3	32	1,811
Eric Roth, 1999	37.3	59	2,198
Dave Bowan, 1972	36.7	50	1,835
Brian Fuemmeler, 1994-97	36.4	206	7,504
Randy Davey, 1982-83	35.9	125	4,565
Mike Perry, 1978-79	35.9	102	3,808

Season Leaders

	Avg.	Punts	Yards
Brent Cripps, 1977	42.0	46	1,934
Alan Kaniper, 1990	40.1	62	2,488
Brian Fuemmeler, 1997	39.9	58	2,312
Kevin Cummings, 1980	39.8	66	2,627
Brent Cripps, 1974	39.8	56	2,231
Alan Kaniper, 1991	39.3	65	2,555
Brent Cripps, 1975	39.3	40	1,573
Jon Bakalar, 1971	39.0	62	2,417
Brent Cripps, 1976	39.0	54	2,106
Tim Beasley, 1986	38.8	48	1,862
Randy Davey, 1982	38.7	77	2,982

Yearly Punting leaders

Year	Name	No	Yards	Avg	Blkd
1999	Eric Roth	59	2,198	37.3	2
1998	Chad Todd	45	1,603	35.6	0
1997	Brian Fuemmeler	58	2,312	39.9	0
1996	Brian Fuemmeler	49	1,786	36.4	0
1995	Brian Fuemmeler	50	1,757	35.1	0
1994	Brian Fuemmeler	49	1,629	33.3	0
1993	Wendell Snodgrass	29	943	32.5	0
1992	Aaron Sigg	55	1,837	33.4	0
1991	Alan Kaniper	65	2,555	39.3	0
1990	Alan Kaniper	62	2,488	40.1	0
1989	Alan Kaniper	59	2,281	38.6	0
1988	Alan Kaniper	45	1,609	35.7	0
1987	Tim Beasley	54	2,084	38.6	0
1986	Tim Beasley	48	1,862	38.8	0
1985	Tim Beasley	70	2,608	37.2	0
1984	Tim Beasley	67	2,429	36.2	0
1983	Randy Davey	48	1,583	33.0	0
1982	Randy Davey	77	2,982	38.7	0
1981	Aron Fass	65	2,299	35.4	0
1980	Kevin Cummings	66	2,627	39.8	0
1979	Mike Perry	46	1,748	38.0	0
1978	Mike Perry	56	2,060	36.8	0
1977	Brent Cripps	46	1,934	42.0	0
1976	Brent Cripps	54	2,106	39.0	0
1975	Brent Cripps	40	1,573	39.3	0
1974	Brent Cripps	56	2,231	39.8	0
1973	Steve Coover	43	1,517	35.3	0
1972	Dave Bowen	50	1,835	36.7	0
1971	Jon Bakalar	62	2,417	39.0	0
1970	Jon Bakalar	61	2,228	36.5	0
1969	Jeff Hill	78	3,044	39.0	0
1968	Dale Bennett	45	1,521	33.8	0
1967	Jeff Hill	63	2,419	38.4	0
1966	Jeff Hill	50	1,766	35.3	0
1965	Leonard Bozic	52	1,811	34.8	0
1964	no record				
1963	Pete Roscetti	32	1,193	37.3	0
1962	Jack Clanton	40	1,500	37.5	0
1961	Jack Clanton	39	1,260	32.3	0



Washburn's
Brian
Fuemmeler
(1994-97) led
the Ichabods in
punting four
straight sea-
sons. His 11
punts against
Missouri
Southern in
1995 is a team
record.

Scoring Leaders

Points Scored

- Career • 228, Troy Slusser, 1985-88
- Season • 128, Troy Slusser, 1988
- Game • 30, Art Fletcher vs. Benedictine, 1948

Touchdowns

- Career • 37, Troy Slusser, 1985-88
- Season • 21, Troy Slusser, 1988
- Game • 5, Art Fletcher vs. Benedictine, 1948

Extra Points Made

- Career • 90, Mike Cassin, 1974-78
- Season • 35, Dave Ruder, 1988 (35 of 36)
- Game • 10, Mike Cassin vs. St. Mary's of the Plains, 1978

Field Goals Made

- Career • 34, Nick Kresic, 1983-86
- Season • 17, Nick Kresic, 1986 (23 attempts)
- Game • 4, Mike Cassin vs. Missouri Valley, 1978
Dan Brown vs. Emporia State, 1992

Kick Scoring

- Career • 180, Nick Kresic, 1983-86
- Season • 79, Nick Kresic, 1986

Career Leaders

	Points	TD	PAT	FG
Troy Slusser, 1985-88	226	37	2	0
Dino DeLisa, 1983-85	174	29	0	0
Chad Todd 1997-pr.	147	0	60	29
Nick Kresic, 1983-86	141	0	78	34
Joe Schartz, 1993-96	138	23	0	0
Dan Brown, 1992-95	137	0	74	21
Kevin McCormick, 1969-71	126	21	0	0
Willie Sapp, 1995-97	116	19	1	0
Michael Dritlein, 1992-95	108	18	0	0
Brent Cripps, 1975-77	108	18	0	0

Season Leaders

	Points	TD	PAT	FG
Troy Slusser, 1988	128	21	1	0
Dino DeLisa, 1983	84	14	0	0
Nick Kresic, 1986	79	0	28	17
Kevin McCormick, 1971	78	13	0	0
Nick Cummings, 1994	60	10	0	0
Chad Todd, 1998	57	0	24	11
Marc Nardella, 1999	56	9	1	0
Gary Yager, 1975	54	9	0	0
Ray Gerstenkorn, 1974	54	9	0	0
Steve Alston, 1969	54	9	0	0
Willie Sapp, 1997	50	8	1	0
Troy Slusser, 1987	50	8	1	0
Cody Snyder, 1999	50	8	1	0

Yearly Scoring Leaders

Year	Name	Points	TD	PAT	FG
1999	Marc Nardella	56	9	1	0
1998	Chad Todd	57	0	24	11
1997	Willie Sapp	50	8	1	0
1996	Brian Fuemmeler	40	0	28	4
1995	Michael Dritlein	48	8	0	0
1994	Nick Cummings	60	10	0	0
1993	Michael Dritlein	24	4	0	0
1992	Dan Brown	33	0	18	5
1991	Talmadge Graham	24	4	0	0
1990	Dave Ruder	34	0	13	7
1989	Mark Johnson	18	3	0	0
1988	Troy Slusser	128	21	1	0
1987	Troy Slusser	50	8	1	0
1986	Nick Kresic	79	0	28	17
1985	Nick Kresic	45	0	18	9
1984	Dino DeLisa	48	8	0	0
1983	Dino DeLisa	84	14	0	0
1982	Ronnie Davis	24	4	0	0
1981	Ron Davis	36	6	0	0
1980	Ron Hamilton	32	5	1	0
1979	Kevin Cummings	39	0	12	9
1978	Mike Cassin	46	0	19	9
1977	Brent Cripps	48	8	0	0
1976	Brent Cripps	48	8	0	0
1975	Gary Yager	54	9	0	0
1974	Ray Gerstenkorn	54	9	0	0
1973	John Stauffer	18	3	0	0
1972	Russ Hill	40	0	19	7
1971	Kevin McCormick	78	13	0	0
1970	Kevin McCormick	42	7	0	0
1969	Steve Alston	54	9	0	0
1968	Charlie King	18	3	0	0
1967	Wes Chapman	18	3	0	0
1966	J.D. Cleavinger	18	3	0	0
1965	Charlie White	24	4	0	0
1964	no record				
1963	Bill Harper	36	6	0	0
1962	John Pusateri	42	7	0	0
1961	Curt Miller	24	4	0	0



**Troy Slusser
(1985-88)**



**Dino DeLisa
(1983-85)**



Senior place-kicker Chad Todd (1997-present) is third on the all-time scoring list with 147 points. With 29 career field goals, Todd needs only six to snap Nick Kresic's mark of 34, set between 1983-86.



**Tony Scollieri
(1994-97)**

Defensive Leaders

Total Tackles

Career • 349, Tony Scollieri, 1994-97
Season • 152, Bill Guidetti, 1984

Solo Tackles

Career • 196, Tony Scollieri, 1994-97
Season • 74, Tony Scollieri, 1997

Assisted Tackles

Career • 153, Tony Scollieri, 1994-97
Season • 58, Todd, McGhghy, 1991

Quarterback Sacks

Career • 28.5, Jim Butler, 1985-87
Season • 12, Dan Remboldt, 1984; Jim Butler, 1987
Game • 4, Jim Butler vs. Wayne State, 1985
Jim Butler vs. Wayne State, 1987

Tackles for Losses

Career • 37, Tony Scollieri, 1994-97
Season • 18, Corey Phipps, 1999

Interceptions

Career • 13, A.C. Poynter
Season • 8, Bruce Canady, 1983
Game • 5, Larry Miffleton

Longest Interception Return

Meryl Garvey, 91 yards, 1948 vs Peru State

Most Blocked Kicks

Career • 5, Zuri Stokes, 1993-96
Season • 5, Zuri Stokes, 1996
Team Record • 7, 1996

Fumbles Recovered

Career • 9, Steve Mullins, 1976-79,
John Tatum, 1976-79, and Danny Holmes,
1981-84
Season — 6, Mike Lake, 1968

^Career tackle charts are incomplete before 1984

Career Leaders

	Tackles	Solos	Assists
Tony Scollieri, 1994-97	349	196	153
Matt Cahill, 1979-82	323	•	•
Todd McGhghy, 1990-91	226	138	88
Nolan Jeffery, 1993-95	225	141	84
Corey Phipps, 1997-pr.	224	145	79
Wade Dennis, 1986-88	191	98	93

Season Leaders

	Tackles	Solos	Assists
Bill Guidetti, 1984	152	•	•
Todd McGhghy, 1991	129	71	58
Tony Scollieri, 1997	124	74	50
Tony Scollieri, 1996	116	61	55
Corey Phipps, 1999	112	57	55
Wade Dennis, 1988	111	62	49
Charlie Bennett, 1987	108	67	41
Dave Noot, 1992	97	40	57
Todd McGhghy, 1990	97	67	30

^Career tackle charts are incomplete before 1984

Yearly Defensive Leaders

Year	Name	Tackles	Solos	Assists
1999	Corey Phipps	112	57	55
1998	Travis Smith	77	35	42
1997	Tony Scollieri	124	74	50
1996	Tony Scollieri	116	61	55
1995	Nolan Jeffery	88	53	35
1994	Nolan Jeffery	89	38	51
1993	Everald Flowers	63	30	33
1992	Dave Noot	97	40	57
1991	Todd McGhghy	129	71	58
1990	Todd McGhghy	97	67	30
1989	Howard Holbrooks	93	58	35
1988	Wade Dennis	120	62	49
1987	Charlie Bennett	108	67	41
1986	Shawn Rose	85	51	34
1985	Mark Brinker	77	44	33
1984	Bill Guidetti	152	•	•

Former Washburn linebacker Tony Scollieri (1994-97) is the all-time leader in solo (196), assisted (153) and total (349) tackles. He also holds the WU record for tackles for loss in a career with 37.



First Downs

First downs in a game • 33, Emporia State, 1998
First downs in a season • 221, 1999 (11 games)

Rushing

Yards in a game • 382, McPherson (Kan.), 1995
Yards in a season • 2,247, 1997 (11 games)
Best Rushing Average (season) • 211.2, 1948

Passing

Yards in a game • 418, Missouri Western, 1979
Yards in a season • 2,924, 1980 (11 games)
Completions in a game • 34, Wayne State (Neb.), 1980
Completions in a season • 183, 1980
Attempts in a game • 63, Wayne State (Neb.), 1980
Attempts in a season • 345, 1980
Passing TD's in a game • 6, Emporia State, 1988
Passing TD's in a season • 23, 1988 (11 games)
Completion percentage in a game • .900, Mo. Valley, 1980

Total Offense

Yards in a game • 681, Rockhurst, 1949
Yards in a season • 4,491, 1988 (11 games)

Scoring Offense

Points in a game • 80, Fort Riley, 1900 (W 80-0)
Points in a season • 291, 1988 (11 games)
Points per game (season) • 30.8, 1988 (11 games)

Fewest Points in a Season

All-time • 0, 1892

Times Shutout in a Season

All-time • 5, 1942

Scoring Defense

Shutouts in a season —
All-time • 7, 1906
Consecutive shutouts • 5, 1906
Fewest points allowed in a season • 6, 1903 (8 games)
(0.8 points per game)
Most points allowed in a game —
77, Mississippi Vall. St., 1984 • (L 77-15)
Most points allowed in a season • 414, 1993

Total Defense

Fewest yards allowed in a game
(-3), St. Mary's of the Plains, '78
Fewest yards allowed in a season • 1,614
1973 (10 games)
Fewest rushing yards allowed / game • (-32)
vs. SW Baptist, 1990

Fewest rushing yards allowed in a season • 78
1964
Fewest passing yards allowed in a game • 0
vs. Wichita State in 1946,
vs. Emporia State in 1947,
vs. Northeast Missouri State in 1963,
vs. Southern Colorado in 1973
Fewest passing yards allowed in a season • 493
1963

Interceptions

Interceptions in a game • 6
vs. Missouri Western, 1974, 1983
vs. Fort Hays State, 1975
Interceptions in a season • 22
1983

Punting

Most punts in a game • 11
vs. Missouri Southern, 1995
Most punts in a season • 80
1952
Longest punt • 87
vs. Missouri Western, 1982

Field Goals

Longest field goal • 52
Russ Hill vs Northern Colorado, 1972
Charles Goodknight vs Emporia State, 1985

Longest Winning Streaks

All games • 8
1964

Longest Losing Streaks

All games • 16
1992-94

Best Record

Overall • 8-0-0
1907
Most wins in a season • 8
1906, '07, '64, '74, '83, '86

Consecutive games scoring

All games • 89, 1972-81 seasons
(beginning with Fort Hays State, 1972 and ending with
Missouri Southern, 1981)
Current Streak • 12, Nov. 14, 1998-present
(beginning with Pittsburg State through end of 1999 season)
last time shutout was Nov. 7, 1998 vs CMSU, 37-0.

All-Time Record

Total Games Played
964
Overall Record
431-489-44
Winning Percentage
.470

RECORDS BY DECADE

1891-99
24-14-4619
1900-09
57-23-8693
1910-19
38-37-7506
1920-29
24-57-8315
1930-39
44-48-4479
1940-49
39-35-6525
1950-59
47-38-2546
1960-69
34-56-1379
1970-79
50-47-4515
1980-89
44-60-0423
1990-99
30-74-0288

MILESTONE VICTORIES

Victory Number One
1891:
Washburn 8
Kansas City YMCA 2

Victory Number 50
1904:
Washburn 23
Ottawa 4

Victory Number 100
1914:
Washburn 6
Central Missouri 0

Victory Number 150
1930:
Washburn 27
St. Mary's 13

Victory Number 200
1942:
Washburn 21
Fort Hays State 13

Victory Number 250
1954:
Washburn 13
Colorado Mines 10

Victory Number 300
1965:
Washburn 15
Peru State 7

Victory Number 350
1977:
Washburn 28
Pittsburg State 21

Victory Number 400
1988:
Washburn 59
Emporia State 46

Top Rushing Seasons

	Year	Plays	Avg.	TD	Yards
1.	1997	552	4.1	21	2,247
2.	1964				2,081
3.	1991	513	4.0	10	2,029
4.	1983	518	3.8	21	1,978
5.	1966	537	3.5		1,877
6.	1990	508	3.7	11	1,855
7.	1972	517	3.4	17	1,770
8.	1986	442	4.0	19	1,764
9.	1971	494	3.4	19	1,692
10.	1994	481	3.5	21	1,671

Top Passing Seasons

	Year	Cmp	Avg.	TD	Yards
1.	1980	257	11.4	16	2,924
2.	1988	172	16.5	27	2,839
3.	1993	199	13.0	11	2,578
4.	1987	138	16.2	14	2,239
5.	1998	156	14.3	11	2,232
6.	1986	126	13.9	8	1,748
7.	1979	136	12.8	12	1,741
8.	1983	131	13.0	7	1,709
9.	1992	145	11.1	7	1,615
10.	1995	84	18.5	11	1,556

Top Offensive Seasons

	Year	Plays	Avg.	TD	Yards
1.	1988	795	5.6	42	4,491
2.	1987	730	5.3	34	3,847
3.	1983	738	5.0	29	3,687
4.	1998	719	5.1	28	3,676
5.	1993	752	4.5	21	3,401
6.	1997	766	4.7	24	3,632
7.	1980	793	4.2	22	3,299
8.	1991	752	4.3	13	3,194
9.	1985	798	4.0	24	3,157
10.	1977	683	4.6	38	3,141

Largest Victory Margins

80	Fort Riley • 80-0	1900
76	St. Mary's of the Plains • 79-3	1978
64	Olathe Naval Station • 64-0	1953
61	McPherson • 61-0	1995
60	Rockhurst • 60-0	1949
56	Kansas State • 56-0	1904
55	Ottawa • 55-0	1912
55	Missouri Western • 58-3	1972
53	Wichita State • 53-0	1919
47	College of Emporia • 47-0	1903
47	Cooper College • 47-0	1919
46	Fort Hays State • 46-0	1963
45	Missouri-Rolla • 45-0	1996
42	Midland College • 42-0	1894
42	St. Mary's College • 42-0	1906
42	Peru State • 42-0	1964

Largest Losing Margin

67	Colorado College • 67-0	1944
62	Mississippi Valley State • 77-15	1984
61	Pittsburg State • 61-0	1989
60	Pittsburg State • 72-12	1998
59	Pittsburg State • 62-13	1994
54	Fresno State • 54-0	1965
52	Missouri Western • 52-0	1981
51	Southwest Missouri State • 66-15	1992
49	Nebraska-Kearney • 55-6	1967
47	Nebraska • 47-0	1915
47	Kansas State • 47-0	1916
47	Nebraska-Omaha • 47-0	1968
46	Baker • 46-0	1891
45	College of Emporia • 45-0	1927
44	Baker • 44-0	1892
44	Kansas • 58-14	1938
44	Sam Houston State • 51-7	1985
44	Pittsburg State • 44-0	1987
42	Wichita State • 42-0	1942

1999 Most Valuable Players

House of Diamonds
Overland Park, Kansas



Barry Galbraith
Quarterback
Derby, Kan.
Offensive MVP



Aaron Doonan
Defensive End
Hoisington, Kan.
Defensive MVP

Players of the Week

Sept. 4 vs. Wisconsin-LaCrosse

Jared Barge, OL (Blue Springs, Mo.)
Corey Phipps, LB (Olathe, Kan.)

Sept. 11 vs. FHSU

Chris Whittle, WR (Garland, Texas)
Ted Remais, DB (Sarasota, Fla.)

Sept. 18 vs. MSSC

Marc Nardella, WR (Kansas City, Mo.)
Jerome Bobbit, LB (Olathe, Kan.)

Sept. 25 vs. MWSC

Kevin Wheeler, OL (Andover, Kan.)
Aaron Doonan, DE (Hoisington, Kan.)

Sept. 30 vs. CMSU

Cody Snyder, HB (Topeka, Kan.)
Buck Reuter, DT (Olathe, Kan.)

Oct. 9 vs. UMR

Barry Galbraith, QB (Derby, Kan.)
Corey Phipps, LB (Olathe, Kan.)

Oct. 14 vs. SBU

Joe Camp, HB (Kansas City, Kan.)
Casey Rhinehart, DE (Wichita, Kan.)

Oct. 23 vs. PSU

Brandon Rainer, FB (Richmond, Texas)
Jeremy Potts, FS (Independence, Mo.)

Oct. 30 vs. NWMSU

Barry Galbraith, QB (Derby, Kan.)
Darin Schroeder, LB (Blue Springs, Mo.)

Nov. 6 vs. TSU

Barry Galbraith, QB (Derby, Kan.)
Kris Stewart, DB (Grand Prairie, Kan.)

Nov. 13 vs. ESU

Marc Nardella, WR (Kansas City, Mo.)
Ryan Huske, LB (Silver Lake, Kan.)

Past MVPs

1998 Joe Busby, OL
Travis Smith, SS
1997 Willie Sapp, HB
Tony Scollieri, LB
1996 Joe Schartz, QB
Zuri Stokes, DB

1995 Michael Dritlein, WR
1994 Michael Dritlein, WR
1993 Michael Dritlein, WR
1992 Dave Noot, LB
1991 Kevin Marshall, DB
1990 Todd McGhghy, LB



**Leroy Harman
(1995-97)**



**Art Fletcher
(1946-49)**



**Pat Scherzer
(1962-65)**



**Dode Lesser
(1965-66)**



**Steve Burkdoll
(1977)**

**CoSIDA NCAA
Division II All-America**
1995 Michael Dritlein, WR, 2nd

All-Midwest Region
1999 Kevin Wheeler, OL, 2nd
1996 Zuri Stokes, CB, 2nd
1995 Michael Dritlein, WR, 1st

Football Gazette All-America
1988 Troy Slusser, WR, 1st
1995 Michael Dritlein, WR, 1st

**GTE / CoSIDA
Academic All-America**
1999 Aaron Doonan, DE, 2nd
1995 Michael Dritlein, WR, 2nd
1993 Michael Dritlein, WR, 2nd

**GTE / CoSIDA
Academic All-District**
1999 Aaron Doonan, DE, 1st
1998 Aaron Doonan, DT, 1st
Joe Banks, WR, 2nd
1997 Darren Heer, FB, 1st
Gabe Clements, DL, 1st
Aaron Doonan, DL, 2nd
Brian Fuemmeler, P, 2nd
Brent Stones, OL, 3rd
Dan Smith, DL, 3rd
Ryan Bradbury, DB, 3rd
1996 Gabe Clements, DL, 1st
Jeff Koch, TE, 2nd
1995 Michael Dritlein, WR, 1st
Joe Schartz, QB, 2nd
1994 Michael Dritlein, WR, 2nd
1993 Michael Dritlein, WR, 1st

**Burger King Scholar Athlete
of the Week**
1999 Aaron Doonan, DE
1995 Michael Dritlein, WR

NAIA All-America
1988 Troy Slusser, WR, 1st
Steve Sheehan, OL, HM
1987 Troy Stedman, OL, 2nd
Jim Butler, DE, HM
Mike Gibson, OG, HM
1986 Nick Kresic, PK, 2nd
Jerry Nall, OT, 2nd
Charles Braden, DT, HM
Mark Brinker, FS, HM
1985 Charlie Braden, DE, 1st
1980 Ron Hamilton, WR, 1st
1977 Tom DeGroot, LB, HM
1974 John Poke, HM
1964 Bob Noblitt, 1st
Robert Hardy, 1st

NAIA Scholar-Athletes
1986 Tim Beasley, P, 1st
Mark Brinker, FS, 1st
Darrin Rohr, RB, 1st
Pete Flannigan, WR, HM
Mike McGreevy, TE, HM
Mike VanSickle, DB, HM
Aaron Walker, WR, HM

All-MIAA
1999 Corey Phipps, LB, 2nd
Aaron Doonan, DE, 2nd
Marc Nardella, WR, 2nd
1998 Marc Nardella, WR, 1st
Joe Busby, OG, 1st
Lydell Flowers, RB, 2nd
Travis Smith, SS, 2nd
1997 Tony Scollieri, LB, 2nd
Chris Swirles, FS, 2nd
Willie Sapp, HB, 2nd
1996 Zuri Stokes, CB, 2nd
Tony Scollieri, LB, 2nd
Beau Caryl, DE, 2nd
Joe Busby, OL, 2nd
1995 Michael Dritlein, WR, 1st
Bryan Dugan, OL, 1st
Maurice Ragland, CB, 2nd
Nolan Jeffrey, FS, 2nd
1994 Michael Dritlein, WR, 1st
Nick Cummings, FB, 2nd
1993 Michael Dritlein, WR, 1st
1992 Dave Noot, LB, 1st
Wayne Peacock, OL, 2nd
1991 Alan Kaniper, P, 1st
Kevin Marshall, DB, 2nd
Todd McGhghy, LB, 2nd
1990 Fred Caldwell, OL, 1st
Todd McGhghy, IL, 1st
1989 Phil Brooks, 1st
Wade Dennis, 1st

All-MIAA Academic
1999 Aaron Doonan, DE
1998 Aaron Doonan, DT
1997 Aaron Doonan, DT
1996 Gabe Clements, DL
Jeff Koch, TE
Will Kerns, DB
Darren Heer, FB
Joe Schartz, QB
Dan Smith, DE
Brian Fuemmeler, P/PK
1995 Gabe Clements, OL
Jeff Koch, LB
Will Kerns, HB
Dan Smith, DE
Joe Schartz, QB
Michael Dritlein, WR
Tony Scollieri, LB
1994 Michael Dritlein, WR
Beau Caryl, DE

Jeff Koch, LB
Kirk Potter, WR
Joe Schartz, QB
1993 Michael Dritlein, WR
Brett Miller, LB
Kirk Potter, WR
1992 Kirk Potter, WR
1991 Tracey Hoffman, WR
Dan Holloway, QB
Scot Koranda, LB
1990 Craig Beam, DB
Dan Holloway, QB
Scot Koranda, DB

All-CSIC
1988 Troy Slusser, WR
Steve Sheehan, OL
1987 Jim Butler, DE
Mike Gibson, OG
Troy Slusser, WR
Troy Stedman, OL
1986 Charles Braden, DT
Mark Brinker, FS
Nick Kresic, PK
Jerry Nall, OT
Shawn Rose, LB
1985 Charlie Braden, DE
Nick Kresic, K
1979 Andy O'Neill, DB
John Prince, OL
1977 Clarence Taylor, RB
Steve Burkdoll, DB
Brent Cripps, RB
Tom Degroot, DE
Steve Finesilver, OL
Mike Keeley, WR

All-GPAC
1975 Gary Yager, B
Jim Hastings, DL
1974 Dan McGlinn, DE
Jim Hastings, DL
Cooper Johnson, OG

All-RMAC
1971 Jon Bakalar, QB
Kevin McCormick, RB
1970 Gene McBride, DB
1969 Don Prince, T
Gary McCormick, LB
Richard Fry, G

All-CIC
1968 Don Prince, DL
Reggie Carr, DB
1966 Dan West, LB
Mike Sipotz, OL
Dode Lesser, OL
Mickey Romano, FB
Pat McCrite, DE
Rodger Tiesing, DT

1965 Steve Milosovich, OL
Pat Scherzer, HB
1964 Pete Roscetti, E
Dode Lesser, OL
Bob Hardy, B
Rodger Tiesing, DE
Bob Noblitt, DL
Ron Katzenmier, DB
Pat Scherzer, DB
1963 Bill Harper, B
Bob Noblitt, DL
Jack Clanton, DL
Curt Miller, DB
1962 Warren Dorby, OL
1961 Bob Pfannenstiel, G
Warren Dorby, G
1960 Dick Patterson, T
1957 Don Luttrell, HB
1954 Nick Cossman, T
Chet Duncan, TE
Chuck Nelson, QB
1953 Ralph Bowen, TE
Chet Duncan, TE
Bill Baker, HB
1952 Don Bliss, T
Bill Baker, HB
1951 Ivan Crabaugh, HB
1949 Art Fletcher, HB
Leroy Harmon, HB
Jerry Rogers, C
Jerry Reichart, G
1948 Elmer Betts, C
Bob Shields, G
Art Fletcher, HB
Leroy Harmon, HB

All-MVC
1935 Ben Owen

All-Central Conference
1933 Glenn Stalker
1932 Clarence Edwinston
Charles Crank
Wesley Grout
Glenn Stalker
1931 Wesley Grout
Leo Burger

All-Kansas Conference
1926 Laverne Erwin
Joe Cramer
1917 Dewey Hutchinson
1912 Neil Rogers
Elmer Bearg
Earl Trobert



"Fifty years ago the Washburn college students organized the first college football team in the state. A young Englishman, who worked in the Santa Fe shops, brought with him from the old country an enthusiasm for the Rugby game. He organized a Santa Fe football team and challenged the Washburn students to organize and play. We accepted the challenge, organized a team and beat him. We then induced other colleges in the state to get into the field, and until after I graduated Washburn college our team was unbeaten on the football field. As I recollect, the first defeat was suffered at Columbia, Mo., in 1890." - Topeka Journal

College Football Comes to Washburn in 1885

Back in 1885, when there were no paved streets in Topeka, and "MacVicar" was the name of the Washburn president and not one of those unpaved streets, an Englishman brought football to the Washburn campus.

Six years later, in 1891, the Ichabod football tradition entered a new era as Washburn played its first season of intercollegiate competition. According to Washburn records, there were no games played in 1895, allowing the 1991 squad to celebrate the 100th season in Washburn football history.

Washburn celebrated the 50th anniversary of football's debut on campus in 1935. Robert Stone, a member of the team in 1885, penned a brief sketch of the first 50 years of Washburn football which appeared in the Oct. 30 issue of the Topeka Journal.

Washburn Conference Ties

Throughout its athletic history, Washburn has looked beyond the state borders of Kansas to find conference affiliations. The university has competed in nine different conferences, including its current association with the Mid-America Intercollegiate Athletics Association (MIAA), a NCAA Division II league of institutions in Missouri and Kansas.

Washburn's longest association was with the Central Intercollegiate Conference, of which the Ichabods were members from 1941 to 1968. Like the MIAA, the CIC included institutions in Missouri and Kansas.

Membership in three conferences were more regional in nature, forcing the Ichabods to travel throughout five states. The Missouri Valley Conference consisted of schools in Nebraska, Kansas, Oklahoma, Iowa and Missouri, many of whom are currently NCAA Division I member institutions. Both the Rocky Mountain Athletic Conference and the Great Plains Athletic Conference put the Ichabods on the road to Colorado, Utah, New Mexico, Nebraska and Kansas.

Washburn has won two outright conference championships, while earning co-championships four times. The Ichabods were Central Conference co-champions in 1931. They held the title of Central Intercollegiate Conference co-champions in 1949, 1953, and 1954.

In 1964, Washburn won its first outright championship by claiming the Central Intercollegiate Conference title. Washburn's most recent conference crown was won in 1983 as members of the Central States Intercollegiate Conference.



Year	WU Coach	Record	PCT	CONF	PCT	CONFERENCE	CHAMPION	WU PTS	OPP PTS
1891	Unknown	1-4-0	.200	•	•	Intercollegiate Athletic	•	46	146
1892	Unknown	0-2-0	.000	•	•	•	•	0	80
1893	Unknown	1-0-0	1.000	•	•	•	•	18	0
1894	W.M. Gains	3-1-0	.750	•	•	•	•	76	30
1895	No Record of Games Played								
1896	W. Griffith	6-1-1	.813	•	•	•	•	126	50
1897	Paul Coldren	7-1-0	.875	•	•	•	•	90	14
1898	Paul Coldren	4-0-1	.900	•	•	•	•	81	23
1899	William Medford	2-5-2	.333	•	•	•	•	34	91
1900	Ben Owen	6-2-0	.750	•	•	•	•	194	22
1901	Lawrence Banks	3-2-3	.563	•	•	Kansas Conference	•	47	46
1902	H. Ward Page	3-4-0	.429	•	•	Kansas Conference	•	34	123
1903	A.R. Kennedy	7-0-1	.938	•	•	Kansas Conference	•	168	6
1904	John Outland	7-2-0	.778	•	•	Kansas Conference	•	183	29
1905	John Outland	7-3-0	.700	•	•	Kansas Conference	•	137	83
1906	Garfield Weede	8-1-3	.792	•	•	Kansas Conference	•	151	11
1907	Garfield Weede	8-0-0	1.000	5-0-0	1.000	Kansas Conference	WASHBURN	124	11
1908	Garfield Weede	4-5-1	.444	•	•	Kansas Conference	•	86	104
1909	Robert Stewart	4-4-0	.500	•	•	Kansas Conference	•	95	146
1910	Robert Stewart	4-4-0	.500	•	•	Kansas Conference	•	115	100
1911	William Lloyd Driver	3-5-1	.389	•	•	Kansas Conference	•	65	99
1912	William Lloyd Driver	5-3-0	.625	•	•	Kansas Conference	•	129	51
1913	Glen Gray	3-3-2	.500	•	•	Kansas Conference	•	95	61
1914	Glen Gray	5-3-0	.625	•	•	Kansas Conference	•	113	77
1915	Glen Gray	2-5-1	.313	•	•	Kansas Conference	•	42	133
1916	A.R. Kennedy	3-6-0	.333	•	•	Kansas Conference	•	47	166
1917	A.R. Kennedy	2-6-2	.300	•	•	Kansas Conference	•	45	107
1918	Ernest Bearg	4-1-0	.800	•	•	Kansas Conference	•	90	38
1919	Ernest Bearg	7-1-1	.833	•	•	Kansas Conference	•	212	40
1920	Dwight Ream	5-2-3	.650	•	•	Kansas Conference	•	82	63
1921	Dwight Ream	3-5-1	.389	•	•	Kansas Conference	•	54	111
1922	G.D. Vosburg	1-7-0	.125	•	•	Kansas Conference	•	37	184
1923	George Woodward	0-8-2	.100	•	•	Kansas Conference	•	28	124
1924	George Woodward	2-7-0	.222	•	•	Kansas Conference	•	37	124
1925	George Woodward	2-4-1	.357	•	•	Kansas Conference	•	16	52
1926	George Woodward	3-4-1	.438	•	•	Kansas Conference	•	52	97
1927	Roy Wynne	1-7-0	.125	•	•	Kansas Conference	•	21	130
1928	Roy Wynne	2-7-0	.222	•	•	Central Conference	•	51	148
1929	Ernest Bearg	5-6-0	.455	•	•	Central Conference	•	100	110
1930	Ernest Bearg	7-2-0	.778	•	•	Central Conference	•	189	92
1931	Ernest Bearg	7-3-0	.700	•	•	Central Conference	WASHBURN	101	66
1932	Ernest Bearg	6-3-1	.650	•	•	Central Conference	•	125	67
1933	Ernest Bearg	4-6-1	.409	•	•	Central Conference	•	75	55
1934	Ernest Bearg	2-5-1	.313	•	•	Central Conference	•	37	67
1935	Ernest Bearg	4-6-0	.400	•	•	Missouri Valley (MVC)	•	108	103
1936	Elmer Holm	2-6-1	.278	•	•	MVC	•	53	148
1937	Elmer Holm	0-10-0	.000	•	•	MVC	•	38	209
1938	Elmer Holm	6-3-0	.667	•	•	MVC	•	160	160
1939	Elmer Holm	6-4-0	.600	•	•	MVC	•	145	148
1940	Elmer Holm	4-6-0	.400	•	•	MVC	•	137	198
1941	Elmer Holm	5-2-2	.667	•	•	Central Intercollegiate	•	144	69
1942	Bob Raugh	1-6-0	.143	•	•	CIC	•	21	148
1943	Bob Raugh	2-4-2	.375	•	•	CIC	•	52	112
1944	Dee Errickson	1-6-0	.143	•	•	CIC	•	24	223
1945	Lew Lane	3-1-0	.750	•	•	CIC	•	60	34
1946	Dick Godlove	6-2-1	.722	•	•	CIC	•	138	86

Year	WU Coach	Record	PCT	CONF	PCT	CONFERENCE	CHAMPION	WU PTS	OPP PTS
1947	Dick Godlove	7-1-0	.875	•	•	CIC	•	159	56
1948	Dick Godlove	3-5-1	.389	•	•	CIC	•	177	125
1949	Dick Godlove	7-2-0	.778	•	•	CIC	WASHBURN	249	136
1950	Dick Godlove	3-4-1	.438	•	•	CIC	•	82	120
1951	Dick Godlove	6-3-0	.667	•	•	CIC	•	196	160
1952	Dick Godlove	4-5-0	.444	•	•	CIC	•	143	163
1953	Dick Godlove	7-1-0	.875	•	•	CIC	WASHBURN	170	46
1954	Dick Godlove	6-2-0	.750	•	•	CIC	WASHBURN	120	100
1955	Dick Godlove	6-2-1	.722	•	•	CIC	•	185	111
1956	Dick Godlove	3-6-0	.333	•	•	CIC	•	134	163
1957	Dick Godlove	5-4-0	.556	•	•	CIC	•	194	148
1958	Dick Godlove	4-5-0	.444	•	•	CIC	•	131	124
1959	Ralph Brown	3-6-0	.333	•	•	CIC	•	90	156
1960	Ralph Brown	3-6-0	.333	•	•	CIC	•	120	173
1961	Ralph Brown	3-6-0	.333	1-4-0	.200 (5th)	CIC	Pittsburg State	115	194
1962	Ellis Rainsberger	4-5-0	.444	2-3-0	.400 (4th)	CIC	Nebraska-Omaha	125	207
1963	Ellis Rainsberger	5-4-0	.556	2-2-0	.500 (3rd)	CIC	Nebraska-Omaha	179	108
1964	Ellis Rainsberger	8-1-0	.889	4-0-0	1.000 (1st)	CIC	WASHBURN	182	53
1965	Ed LInta	2-6-1	.278	1-3-0	.250 (4th)	CIC	Nebraska-Omaha	88	217
1966	Ed Linta	2-7-0	.222	1-3-0	.250 (4th)	CIC	Pittsburg State	87	164
1967	Bill Schaaake	0-9-0	.000	0-4-0	.000 (5th)	CIC	Nebraska-Omaha	53	302
1968	Bill Schaaake	2-7-0	.222	1-3-0	.250 (4th)	CIC	Nebraska-Omaha	81	241
1969	Harold Elliott	5-5-0	.500	3-3-0	.500	Rocky Mountain	Northern Colorado	169	234
1970	Harold Elliott	5-3-2	.625	•	•	RMAC	Pittsburg State	186	161
1971	Bob Noblitt	5-5-0	.500	•	•	RMAC	Northern Colorado	176	151
1972	Bob Noblitt	4-6-0	.400	•	•	Great Plains	Emporia State	166	182
1973	Bob Noblitt	3-6-1	.350	•	•	GPAC	ESU./N. Colorado		
1974	Larry Elliott	8-3-0	.725	3-2-0	.625 (3rd)	GPAC	Northern Colorado	214	162
1975	Larry Elliott	5-5-0	.500	2-3-0	.400 (T4th)	GPAC	Northern Colorado	227	152
1976	Larry Elliott	6-4-0	.600	4-2-0	.667 (4th)	Central States	Kearney State	200	210
1977	Larry Elliott	6-3-1	.650	4-2-1	.643 (T3rd)	CSIC	Kearney State	268	229
1978	Larry Elliott	4-6-0	.400	4-6-0	.400 (T7th)	CSIC	Kearney State	208	222
1979	Gary Hampton	4-6-0	.400	2-5-0	.286 (T7th)	CSIC	Kearney St./PSU	163	193
1980	Gary Hampton	2-8-0	.200	1-6-0	.143 (T7th)	CSIC	Kearney State	166	321
1981	Glenn Jagodzinske	3-7-0	.300	3-4-0	.429 (T4th)	CSIC	Pittsburg State	92	215
1982	Glenn Jagodzinske	1-9-0	.100	1-6-0	.143 (6th)	CSIC	Kearney St./PSU	96	248
1983	George Tardiff	8-2-0	.800	6-1-0	.857 (1st)	CSIC	WASHBURN	226	132
1984	Tardiff/Larry Elliott	2-8-0	.200	2-5-0	.286 (T6th)	CSIC	Kearney State	134	333
1985	Larry Elliott	4-7-0	.364	2-5-0	.286 (7th)	CSIC	Pittsburg State	198	266
1986	Larry Elliott	8-3-0	.727	5-2-0	.714 (T2nd)	CSIC	Pittsburg State	279	218
1987	Larry Elliott	6-5-0	.545	5-2-0	.714 (2nd)	CSIC	Pittsburg State	253	233
1988	Larry Elliott	7-4-0	.636	5-2-0	.714 (T2nd)	CSIC	Pittsburg State	291	233
1989	Larry Elliott	3-7-0	.300	3-7-0	.300 (9th)	Missouri Intercoll.	Pittsburg State	132	240
1990	Dennis Caryl	4-6-0	.400	4-5-0	.450 (T5th)	MIAA	Pittsburg State	112	214
1991	Dennis Caryl	1-10-0	.091	1-8-0	.111 (10th)	MIAA	Pittsburg State	94	304
1992	Dennis Caryl	2-8-0	.200	2-7-0	.222 (8th)	Mid-America Intercoll	Pittsburg State	177	341
1993	Caryl/Andy Williams	0-10-0	.000	0-9-0	.000 (10th)	MIAA	Missouri Southern	171	414
1994	Tony DeMeo	2-8-0	.200	2-7-0	.222 (8th)	MIAA	Pittsburg State	200	390
1995	Tony DeMeo	4-6-0	.400	3-6-0	.333 (T7th)	MIAA	Pittsburg State	231	232
1996	Tony DeMeo	4-6	.400	4-5	.450 (7th)	MIAA	PSU/NWMSU	234	241
1997	Tony DeMeo	3-8	.273	2-7	.222 (8th)	MIAA	NW Missouri State	207	263
1998	Tony DeMeo	4-7	.364	3-6	.333 (T6th)	MIAA	NW Missouri State	255	347
1999	Tony DeMeo	6-5	.545	4-5	.444 (T5th)	MIAA	NW Missouri State	283	280
TOTALS		440-504-44	.469						

Note: • = unknown information

1891: 1-4-0			1895 No Record of Games Played			1898: 4-0-1			1906: 8-1-3		
Coach • Unknown						Coach • Paul Coldren			Coach • Garfield Weede		
8	KC YMCA	2				18	Midland	6	9	Topeka High	0
18	Baker	28				5	Denver A.C.	0	28	Friends	0
10	Kansas	32	1896: 6-1-1			22	Denver Wheel Club	5	9	Kansas State	0
10	Kansas	38	Coach • W. Griffith			12	Ottawa	12	29	Coll. of Emporia	0
0	Baker	46	4	Fort Riley	4	24	Kansas State	0	6	Emporia State	0
46	POINTS	146	28	Topeka Independents	0	81	POINTS	23	0	Colorado	0
			32	Midland	0	1901: 3-2-3			18	Fort Riley	0
			8	Haskell	6	Coach • Lawrence Banks			5	Kansas State	4
1892: 0-2-0			30	Midland	0	6	Emporia State	0	6	Wichita State	7
Coach • Unknown			10	Kansas Medics	0	0	KC Medics	0	0	Kansas	0
0	Baker	44	14	Topeka Independents	0	6	St. Joseph Medics	5	42	St. Mary's	0
0	Kansas	36	0	St. Mary's	40	0	Kansas	0	0	Oklahoma	0
0	POINTS	80	126	POINTS	50	24	Kansas State	0	152	POINTS	11
			10	Ottawa	5	5	Denver Wheel Club	11			
1893: 1-0-0			0	Denver A.C.	5	18	Bethany	0	1907: 8-0-0		
18	Topeka High	0	1897: 7-1-0			12	Ottawa	12	Coach • Garfield Weede		
18	POINTS	0	Coach • Paul Coldren			47	POINTS	46	10	Topeka High	0
			6	Haskell	0	1902: 3-4-0			18	Emporia State	0
			6	Topeka High	0	Coach • H. Ward Page			33	Haskell	0
1894: 3-1-0			8	Fort Leavenworth	4	0	Kansas	23	22	St. Mary's	6
Coach • W. M. Gains			4	Ottawa	10	34	POINTS	91	12	Kansas	5
18	Midland	4	4	Kansas State	0	1900: 6-2-0			5	Kansas State	0
16	Coll. of Emporia	4	18	Topeka High	0	Coach • Ben Owen			0	Ottawa	16
42	Midland	0	36	Kansas State	0	11	Haskell	0	12	Wichita State	0
0	Coll. of Emporia	22	8	Haskell	0	24	Kansas	0	12	Oklahoma	0
76	POINTS	30	90	POINTS	14	80	Fort Riley	0	124	POINTS	11

Did Washburn throw the first forward pass?

When an athlete or team accomplishes a "first" these days, all America can witness as modern technology is capable of bringing it into our living rooms. Firsts which happened decades ago, like who threw the first forward pass, are a little less clear.

Many schools – Washburn included – claim to have thrown the first forward pass. Whether Washburn did or not depends on how the implementation of the rule is viewed.

Records indicate the first forward pass rule was written by Navy coach Paul Dashiell and became a legal part of the game in 1906. Any forward pass thrown before the official rule would be illegal, and in the researcher's opinion, not a historical first. Accepting that view prohibits one from believing that the first forward pass was thrown during either a Yale-Princeton game in 1876 or a North Carolina-Georgia game in 1895, as various documents show.

According to Pat Harmon, historian at the National College Football Hall of Fame, the first legal collegiate forward pass was thrown by St. Louis University during a Sept. 5, 1906 game against Carroll College.

So we have illegal forward passes before the 1906 rule, and legal forward passes after the rule. But what about a pass thrown during a game designed to test proposed rules changes? That is where Washburn's claim comes into play. If you believe a "first" can happen during a game testing proposed rules, then Washburn is correct in claiming it threw the first forward pass.

The Capper/MRI Quick-Fact Book of Kansas states on page 15: "The first forward pass in football history was thrown in December, 1905, in a football game between Washburn University and Fairmount College."

An article in the Oct. 30, 1935 edition of the *Topeka Journal*, titled "Washburn played Game 30 years ago testing new grid rules suggested," reports: "Washburn was in the football spotlight Christmas Day in 1905 when the Ichabods played a post-season game with Fairmount in Wichita to test the proposed rules changes. It was known as the Walter Camp game."

The *Kansas Historical Quarterly* published an article entitled "Evans: College Football in Kansas," which quotes Bliss Isley, who played in the 1905 game: "The first forward pass in history was thrown that afternoon by Bill Davis to Art Solter and was good for a 10-yard gain."

The article goes on to say "Isley said the pass delivery was primitive. Davis heaved the ball with both hands like a basketball player shooting a free throw and wobbled through the air."

From these sources, the researcher concludes Washburn did indeed throw the first forward pass on Christmas Day in 1905 during a game to test a new set of rules. The game in question was not the regular season contest listed in this media guide – in which Washburn prevailed 10-6 – but rather a scoreless tie that is not listed in the 1905 scores.

29	Colorado College	6	1906: 8-1-3		
0	Denver A.C.	5	Coach • Garfield Weede		
5	Haskell	11	9	Topeka High	0
29	Kansas	0	28	Friends	0
16	Ottawa	0	9	Kansas State	0
194	POINTS	22	29	Coll. of Emporia	0
1901: 3-2-3			6	Emporia State	0
Coach • Lawrence Banks			0	Colorado	0
6	Emporia State	0	18	Fort Riley	0
0	KC Medics	0	5	Kansas State	4
6	St. Joseph Medics	5	6	Wichita State	7
0	Kansas	0	0	Kansas	0
0	Denver A.C.	18	42	St. Mary's	0
5	Denver Wheel Club	11	0	Oklahoma	0
18	Bethany	0	152	POINTS	11
12	Ottawa	12	1907: 8-0-0		
47	POINTS	46	Coach • Garfield Weede		
1902: 3-4-0			10	Topeka High	0
Coach • H. Ward Page			18	Emporia State	0
0	Kansas	33	33	Haskell	0
5	Haskell	41	22	St. Mary's	6
0	Missouri	28	12	Kansas	5
0	Ottawa	16	5	Kansas State	0
6	Emporia State	0	12	Wichita State	0
17	Coll. of Emporia	5	12	Oklahoma	0
6	Central Missouri	0	124	POINTS	11
34	POINTS	123	1908: 4-5-1		
1903: 7-0-1			Coach • Garfield Weede		
Coach • A.R. Kennedy			17	Topeka High	6
0	Emporia State	0	4	Kansas State	23
47	Coll. of Emporia	0	6	Emporia State	0
29	Lincoln Medics	0	16	Wichita State	25
34	Kansas State	0	0	Kansas	23
5	Kansas	0	0	St. Mary's	6
12	Bethany	6	6	Oklahoma	6
6	Missouri	0	11	Haskell	4
35	Highland Park	0	26	Ottawa	5
168	POINTS	6	0	Drake	6
1904: 7-2-0			86	POINTS	104
Coach • John Outland			1909: 4-4-0		
10	Coll. of Emporia	0	Coach • Robert Stewart		
21	Emporia State	0	12	Topeka High	0
10	Wichita State	0	0	Kansas State	40
45	Doane	6	24	Emporia State	6
0	Kansas	5	0	Kansas	17
0	Haskell	14	12	St. Mary's	11
56	Kansas State	0	8	Oklahoma	42
18	Missouri	0	34	Campbell	0
23	Ottawa	4	5	Denver	30
183	POINTS	29	95	POINTS	146
1905: 7-3-0			1910: 4-4-0		
Coach • John Outland			Coach • Robert Stewart		
39	Coll. of Emporia	0	27	Coll. of Emporia	15
29	Emporia State	6	28	Baker	5
12	Kansas State	5	0	Ottawa	9
16	Ottawa	6	12	Emporia State	14
9	Oklahoma	6	6	Kansas	21
10	Wichita State	6	33	Missouri Wesleyan	0
11	Kansas	18	9	Tarkio	3
5	Colorado	30	0	Kansas State	33
6	Denver	0	115	POINTS	100
0	Colorado College	6	1911: 3-5-1		
137	POINTS	83	Coach • William Lloyd Driver		
			0	Coll. of Emporia	17
			0	Ottawa	0

0	Wichita State	22
28	Haskell	3
0	Oklahoma	37
6	Kansas	14
8	Emporia State	0
18	St. Mary's	0
5	Kansas State	6
65	POINTS	99

1912: 5-3-0**Coach • William Lloyd Driver**

12	Denver	0
7	William Jewell	0
55	Ottawa	0
6	Emporia State	7
10	Kansas	0
14	Drury	16
22	St. Mary's	7
3	Kansas State	21
129	POINTS	51

1913: 3-3-2**Coach • Glen Gray**

6	Kansas State	6
41	Emporia State	7
0	Kansas	14
24	St. Mary's	12
0	Coll. of Emporia	0
24	William Jewell	0
0	Oklahoma State	3
0	Nebraska	19
95	POINTS	61

1914: 5-3-0**Coach • Glen Gray**

26	Kansas State	16
0	Emporia State	19
14	Kansas	20
33	St. Mary's	3
20	Coll. of Emporia	2
6	Central Missouri	0
7	Baker	3
7	Nebraska	14
113	POINTS	77

1915: 3-4-1**Coach • Glen Gray**

0	Cooper	6
0	Baker	10
0	Nebraska	47
19	Central Missouri	7
7	Emporia State	7
0	Kansas	41
16	Coll. of Emporia	9
0	Kansas State	6
42	POINTS	133

1916: 3-6-0**Coach • A.R. Kennedy**

20	Cooper	0
0	Friends	25
13	Baker	9
7	Ottawa	6
7	Emporia State	23
0	Kansas	27
0	Wichita State	9
0	Coll. of Emporia	20
0	Kansas State	47
47	POINTS	166



Washburn's Todd McGhghy (1990-91) was the first Ichabod to earn first team all-MIAA honors in 1990. He was named second team the following year in 1991. McGhghy also holds the record for assisted tackles in a season with 58 in 1991.

1917: 2-6-2**Coach • A.R. Kennedy**

24	Midland	0
0	Cooper	3
19	Ottawa	6
2	Kansas	34
0	Baker	0
0	Emporia State	0
0	St. Mary's	13
0	Wichita State	6
0	Coll. of Emporia	7
0	Kansas State	38
45	POINTS	107

1918: 4-1-0**Coach • Ernest Bearg**

22	Emporia State	3
32	Haskell	7
14	Midland	0
9	Kansas State	28
13	St. Mary's	0
90	POINTS	38

1919: 7-1-1**Coach • Ernest Bearg**

47	Cooper	0
32	Ottawa	14
0	Kansas	0
13	Baker	0
53	Wichita State	0
20	Emporia State	6
0	Coll. of Emporia	7
40	St. Mary's	7
7	Fort Hays State	6
212	POINTS	40

1920: 5-2-3**Coach • Dwight Ream**

0	Nebraska	14
0	Kansas	6
16	Ottawa	7
14	Baker	9
7	Wichita State	0
7	Emporia State	7

14	Coll. of Emporia	14
17	St. Mary's	6
0	Kansas State	0
7	*Pittsburg State	0
82	POINTS	63

* Forfeited later by WU

1921: 3-5-1**Coach • Dwight Ream**

7	Kansas	28
7	Pittsburg State	21
0	Ottawa	0
17	Baker	16
7	Wichita State	6
10	Emporia State	7
3	Coll. of Emporia	6
3	St. Mary's	14
0	Oklahoma State	13
54	POINTS	111

1922: 1-7-0**Coach • G.D. Vosburg**

19	Ottawa	13
0	Kansas State	47
3	Kansas	32
0	Baker	14
0	Emporia State	34
2	Coll. of Emporia	6
7	St. Mary's	32
0	Pittsburg State	6
37	POINTS	184

1923: 0-8-2**Coach • George Woodward**

0	Kansas State	25
0	Kansas Wesleyan	16
0	Ottawa	13
7	McPherson	14
0	Coll. of Emporia	10
7	St. Mary's	12
7	Emporia State	7
10	Pittsburg State	10
0	Baker	0
7	Haskell	17

28	POINTS	124
----	--------	-----

1924: 2-7-0**Coach • George Woodward**

17	Kansas City	6
0	Kansas State	23
10	McPherson	0
3	Ottawa	6
7	Coll. of Emporia	28
0	Emporia State	18
0	St. Mary's	10
0	Baker	13
0	Pittsburg State	20
37	POINTS	124

1925: 2-4-1**Coach • George Woodward**

0	Ottawa	0
0	Bethany	22
0	Coll. of Emporia	16
6	Kansas Wesleyan	0
0	Emporia State	6
7	St. Mary's	0
3	Baker	7
16	POINTS	52

1926: 3-4-1**Coach • George Woodward**

6	Kansas	14
13	Ottawa	0
7	Coll. of Emporia	19
0	Kansas Wesleyan	10
13	McPherson	9
0	Emporia State	35
10	St. Mary's	7
3	Baker	3
52	POINTS	97

1927: 1-7-0**Coach • Roy Wynne**

0	St. Regis	19
0	Ottawa	7
0	Coll. of Emporia	45
0	Kansas Wesleyan	13

7	Friends	0
7	Emporia State	20
7	St. Mary's	12
0	Baker	14
21	POINTS	130

1928: 2-7-0**Coach • Roy Wynne**

12	William Jewell	20
0	Coll. of Emporia	20
12	Pittsburg State	0
0	Wichita State	27
6	Emporia State	45
19	Doane	0
2	Fort Hays State	6
0	Southwestern	12
0	Westminster	18
51	POINTS	148

1929: 5-6-0**Coach • Ernest Bearg**

0	Haskell	14
2	William Jewell	16
14	Baker	19
12	Pittsburg State	7
0	Coll. of Emporia	6
0	Wichita State	20
6	Emporia State	2
19	St. Mary's	0
7	Tulsa	19
13	Southwestern	7
27	Fort Hays State	0
100	POINTS	110

1930: 7-2-0**Coach • Ernest Bearg**

14	Haskell	27
0	Kansas State	14
26	Coll. of Emporia	0
32	Wichita State	12
13	Emporia State	13
27	St. Mary's	13
31	Fort Hays State	7
33	Southwestern	6

Washburn's Kevin McCormick (1969-71) holds the Ichabods record for touchdowns as a senior with 13. McCormick rushed for a WU record 241 yards against Missouri Valley College his senior season.

26	Coll. of Emporia	0	0	Central Missouri	0
6	Tulsa	37	13	Kansas State	6
7	Emporia State	38	25	Doane	14
20	Washington MO	28	52	POINTS	112

6	Wichita State	14	1944: 1-6-0		
6	Drake	19	Coach • Dee Errickson		
14	Oklahoma State	33	0	NW Missouri	7
25	Rockhurst	23	12	Central Missouri	2
20	Benedictine	0	0	Kansas	47
137	POINTS	198	0	Colorado College	67
1941: 5-2-2			6	Pittsburg State	26
Coach • Elmer Holm			0	NW Missouri	28
			6	Drake	26
26	Coll. of Emporia	0	24	POINTS	223

12	Emporia State	20	1945: 3-1-0		
7	Pittsburg State	7	Coach • Lew Lane		
7	Wichita State	7	25	Central Missouri	0
6	Benedictine	7	21	Peru State	0
21	Fort Hays State	0	19	Fort Riley*	0
33	Peru State	7	0	Olathe AF Base*	19
33	Rockhurst	0	14	Wichita State	0
144 POINTS	69	0	10	Kansas	34
		60	POINTS	34	

*Doesn't count in overall record

1942: 1-6-0			<i>*Doesn't count in overall record</i>		
Coach • Bob Raugh					
0	Kansas Wesleyan	6	1946: 6-2-1		
0	Emporia State	12	Coach • Dick Godlove		
0	Pittsburg State	19	25	Hastings	0
0	Wichita State	42	7	Augustana SD	0
6	Benedictine	34	20	Emporia State	12
21	Fort Hays State	13	27	Iowa Wesleyan	6
0	Fort Riley*	13	12	Pittsburg State	7
0	Southwestern	22	27	Benedictine	6
27	POINTS	148	0	Wichita State	21
<i>*Doesn't count in overall record</i>			20	Fort Hays State	20
			0	Southwestern	14
1943: 2-4-2			138	POINTS	86

1943: 2-4-2			138 POINTS		86
Coach • Bob Raugh					
0	Kansas	0	1947: 7-1-0		
7	Kansas State	13	Coach • Dick Godlove		
7	Pittsburg State	27	12	Peru State	6
0	Kansas	13	27	Augustana SD	0
0	Pittsburg State	39	6	Emporia State	12

Les Williams (1986-90) is second on the all-time rushing charts for the Ichabods with 2,030 yards. He also holds the record for most yards by a senior with 947 in 1988. He is tenth on the Ichabods' total offense list with 2,030 yards.



13	Pittsburg State	12	0	Pittsburg State	23	26	Emporia State	6
26	Benedictine	6	13	Benedictine	33	27	Benedictine	19
21	Nebraska-Omaha	6	32	Beloit	30	7	Pittsburg State	12
47	Fort Hays State	14	34	Fort Hays State	6	33	Southwestern	7
7	Southwestern	0	28	Southwestern	6	27	Fort Hays State	7
159	POINTS	56	196	POINTS	160	21	SW Missouri	21
						185	POINTS	111

1948: 3-5-1**Coach • Dick Godlove**

35	Peru State	13	20	Peru State	43
26	Northern Illinois	30	22	Colorado College	19
0	Emporia State	7	6	Emporia State	7
0	Washington	28	0	Nebraska-Omaha	19
25	Pittsburg State	7	7	Pittsburg State	17
53	Benedictine	0	21	Benedictine	20
19	Nebraska-Omaha	20	6	Beloit	24
6	Fort Hays State	6	20	Fort Hays State	14
13	Southwestern	14	41	Southwestern	0
177	POINTS	125	143	POINTS	163

1952: 4-5-0**Coach • Dick Godlove****1956: 3-6-0****Coach • Dick Godlove**

13	Colorado Mines	0
0	Eastern New Mexico	13
13	Nebraska-Omaha	14
34	Emporia State	6
20	Benedictine	14
0	Pittsburg State	27
14	Southwestern	12
32	Fort Hays State	19
15	Western Illinois	18
134	POINTS	163

1949: 7-2-0**Coach • Dick Godlove**

31	Doane	13	13	Colorado Mines	0
27	Northern Illinois	40	21	Emporia State	0
14	Emporia State	19	14	Nebraska-Omaha	6
13	Nebraska-Omaha	6	36	Pittsburg State	13
27	Pittsburg State	19	26	Benedictine	0
21	Benedictine	6	64	Olathe Naval Base*	0
60	Rockhurst	0	6	Fort Hays State	7
35	Fort Hays State	13	27	Southwestern	13
21	Southwestern	20	27	SW Missouri	7
249	POINTS	136	170	POINTS	46

*Doesn't count in overall record

1953: 7-1-0**Coach • Dick Godlove****1957: 5-4-0****Coach • Dick Godlove**

13	Western Illinois	6
33	Nebraska-Omaha	13
34	Eastern New Mexico	36
25	Emporia State	0
13	Benedictine	40
6	Pittsburg State	21
28	Southwestern	7
26	Colorado Mines	6
16	Fort Hays State	19
194	POINTS	148

1950: 3-4-1**Coach • Dick Godlove**

0	Doane	7	13	Colorado Mines	10
20	Baker	7	13	Nebraska-Omaha	27
19	Emporia State	27	6	Emporia State	6
6	Nebraska-Omaha	26	14	Benedictine	6
6	Pittsburg State	39	13	Pittsburg State	12
10	Benedictine	0	41	Southwestern	6
7	Fort Hays State	0	6	Fort Hays State	27
14	Southwestern	14	14	SW Missouri	6
82	POINTS	120	120	POINTS	100

1954: 6-2-0**Coach • Dick Godlove****1958: 4-5-0****Coach • Dick Godlove**

13	NE Missouri	26
19	Nebraska-Omaha	6
26	Eastern New Mexico	0
6	Emporia State	27
2	Benedictine	33
7	Pittsburg State	13
27	Southwestern	0
19	Fort Hays State	6
12	Colorado Mines	13
131	POINTS	124

1951: 6-3-0**Coach • Dick Godlove**

33	Doane	14	13	Colorado Mines	7
26	Colorado State	28	12	Eastern New Mexico	9
14	Emporia State	13	19	Nebraska-Omaha	13
16	Nebraska-Omaha	7			

1955: 6-2-1**Coach • Dick Godlove****1959: 3-6-0****Coach • Ralph Brown**

12	Colorado College	13
0	NE Missouri	6
13	Eastern New Mexico	31
0	Benedictine	31
13	Emporia State	24
6	Pittsburg State	26
13	Nebraska-Omaha	0
19	Fort Hays State	12
14	Colorado Mines	13
90	POINTS	156

1960: 3-6-0**Coach • Ralph Brown**

7	Colorado College	9
12	NE Missouri	39
21	Eastern New Mexico	12
14	Central Missouri	35
6	Emporia State	7
14	Benedictine	37
6	Pittsburg State	27



Former Ichabod wide receiver Michael Dritelein (1992-95) played professionally for the Rhein Fire of the World Football League for two seasons.

7	Nebraska-Omaha	0	14	at Fort Hays State	7
33	Fort Hays State	7	17	Pittsburg State HC	7
120	POINTS	173	19	at Nebraska-Omaha	2
			42	at Peru State	0
			19	Emporia State	6
			182	POINTS	53

1961: 3-6-0**Coach • Ralph Brown**

18	Colorado College	14	14	at Kearney State	40
9	NE Missouri	27	7	Central Missouri	7
27	Central Missouri	15	0	at Fresno State	54
20	Colorado Mines	6	14	at Southern Colo.	45
10	Emporia State	26	0	Fort Hays State HC	25
14	Benedictine	25	7	at Pittsburg State	20
0	Pittsburg State	40	10	Nebraska-Omaha	19
10	Nebraska-Omaha	27	15	Peru State	7
7	Fort Hays State^	14	21	at Emporia State	0
115	POINTS	194	88	POINTS	217

^Forfeited later by FHSU

1962: 4-5-0**Coach • Ellis Rainsberger**

20	Colorado College	14	0	Emporia State	14
0	at NE Missouri	39	6	Kearney State	21
20	at Central Missouri	0	7	Central Missouri	38
16	at Colorado Mines	34	6	SW Missouri	21
7	Emporia State HC	6	21	Southern Colorado	13
34	Benedictine	13	0	Fort Hays State	7
0	at Pittsburg State	27	20	Pittsburg State	24
14	Nebraska-Omaha	41	21	Nebraska-Omaha	14
14	at Fort Hays State	33	6	Emporia State	12
125	POINTS	207	87	POINTS	164

1963: 5-4-0**Coach • Ellis Rainsberger**

14	at Kearney State	19	6	Kearney State	55
7	NE Missouri^	6	0	Central Missouri	14
34	Central Missouri^	0	7	SW Missouri	30
13	Colorado Mines	22	0	Southern Colorado	20
32	at Emporia State	6	0	Fort Hays State	35
7	at Southern Colorado	0	12	Pittsburg State	38
20	Pittsburg State	21	21	Nebraska-Omaha	49
6	at Nebraska-Omaha	34	0	Colorado State	27
46	Fort Hays State HC	0	7	Emporia State	34
179	POINTS	108	53	POINTS	302

^Forfeited later by WU

1964: 8-1-0**Coach • Ellis Rainsberger**

12	Kearney State	14	26	Kearney State	20
31	at Central Missouri	0	0	Central Missouri	34
16	at Colorado Mines	0	7	Southern Colorado	10
12	Southern Colorado	7			

1968: 2-7-0**Coach • Bill Schaahe**

26	Kearney State	20
0	Central Missouri	34
7	Southern Colorado	10

Nick Cummings (1992-94) is ninth on the all-time rushing list with 1,448 yards. He led the Ichabods in rushing each of his three seasons.



14	St. Mary of the Plains	23
9	Fort Hays State	6
0	Pittsburg State	14
0	Nebraska-Omaha	47
6	William Jewell	40
19	Emporia State	47
81	POINTS	241

1969: 5-5-0**Coach • Harold Elliott**

27	Friends	6
0	Central Missouri	17
20	Southern Colorado	21
3	Kearney State	0
27	Fort Hays State	6
19	Pittsburg State	17
24	Nebraska-Omaha	21
7	William Jewell	48
14	Emporia State	28
28	Colorado State	70
169	POINTS	234

1970: 5-3-2**Coach • Harold Elliott**

0	Arkansas Tech	23
30	St. Mary of the Plains	6
21	Wayne State	14
27	William Jewell	6
8	Fort Hays State	27
21	Missouri Southern	21
23	Missouri Valley	15
7	Pittsburg State	13
34	Emporia State	21
15	Nebraska-Omaha	15
186	POINTS	161

1971: 5-5-0**Coach • Bob Noblitt**

28	Missouri Valley	6
43	St. Mary of the Plains	18
14	Wayne State	7

17	William Jewell	16
34	Fort Hays State	10
10	Missouri Southern	14
13	SE Missouri	20
0	Pittsburg State	27
0	Emporia State	3
17	Nebraska-Omaha	30
176	POINTS	151

1972: 4-6-0**Coach • Bob Noblitt**

26	Missouri Valley*	7
58	Missouri Western	3
10	William Jewell	0
14	Nebraska-Omaha	40
0	Southern Colorado	13
31	Fort Hays State	29
3	Missouri Southern	14
10	Northern Colorado	14
7	Pittsburg State	21
7	Emporia State	41
166	POINTS	182

*Later forfeited by WU

1973: 3-6-1**Coach • Bob Noblitt**

10	Missouri Valley	19
13	Missouri Western	13
7	William Jewell	14
7	Nebraska-Omaha	13
7	Southern Colorado	28
19	Fort Hays State	14
9	Missouri Southern	3
5	Northern Colorado	20
14	Pittsburg State	21
20	Emporia State	10
111	POINTS	155

1974: 8-3-0**Coach • Larry Elliott**

21	William Jewell	13
----	----------------	----

37	Missouri Western	0
7	Missouri Valley	41
36	Emporia State	15
24	Benedictine	12
19	Southern Colorado	14
14	Fort Hays State	7
35	Missouri Southern	17
7	Northern Colorado	28
14	Pittsburg State	15
21	Millikin*	7
235	POINTS	169

*Boot Hill Bowl

1975: 5-5-0**Coach • Larry Elliott**

36	William Jewell	7
24	Missouri Western	27
24	Missouri Valley	7
42	Emporia State	13
34	Benedictine	7
8	Southern Colorado	20
27	Fort Hays State	8
9	Missouri Southern	21
7	Northern Colorado	22
16	Pittsburg State	20
227	POINTS	152

1976: 6-4-0**Coach • Larry Elliott**

14	Missouri Valley	13
26	Missouri Western	15
20	Harding	17
28	Pittsburg State	16
21	Emporia State	0
9	Kearney State	36
21	Missouri Southern	35
23	Fort Hays State	19
24	East Central	30
14	Benedictine*	29
200	POINTS	210

*Boot Hill Bowl

1977: 6-3-1**Coach • Larry Elliott**

37	Langston	32
25	Missouri Valley	16
35	East Texas State	36
40	Emporia State	12
21	Missouri Southern	38
21	Kearney State	28
7	Missouri Western	7
28	Pittsburg State	21
24	Wayne State	17
30	Fort Hays State	22
268	POINTS	229

1978: 3-7-0**Coach • Larry Elliott**

79	St. Mary of the Plains	3
35	Missouri Valley	6
3	at East Texas State	33
17	at Emporia State	7
7	at Missouri Southern	20
12	Kearney State	49
25	Missouri Western	53
14	Pittsburg State	27
6	at Wayne State	7
10	at Fort Hays State	17
208	POINTS	222

*Later forfeited by PSU

1979: 4-6-0**Coach • Gary Hampton**

42	at St. Mary / Plains	0
13	at Missouri Valley	18
23	Baker	17
11	Emporia State	17
12	at Pittsburg State	46
6	Wayne State	7
6	Fort Hays State	20
23	at Missouri Western	21
7	at Kearney State	28
20	Missouri Southern	19

163	POINTS	193
-----	--------	-----

1980: 2-8-0**Coach • Gary Hampton**

29	Benedictine	27
20	at Arkansas Tech	41
7	Missouri Valley	26
7	at Emporia State	45
38	Pittsburg State	36
18	at Wayne State	24
17	at Fort Hays State	28
14	Missouri Western	45
7	Kearney State	14
9	at Missouri Southern	35
166	POINTS	321

1981: 3-7-0**Coach • Glenn Jagodzinske**

7	at Benedictine	10
27	Arkansas Tech	48
12	at Missouri Valley	9
0	Missouri Southern	12
17	Emporia State	10
12	at Pittsburg State	35
10	Wayne State	6
0	Fort Hays State	7
0	at Missouri Western	52
7	at Kearney State	26
92	POINTS	215

1982: 1-9-0**Coach • Glenn Jagodzinske**

3	at Morningside	14
10	Benedictine	24
6	Missouri Valley	14
0	Missouri Southern	20
13	Emporia State	20
14	at Pittsburg State	38
19	Wayne State	13
7	Fort Hays State	34
21	at Missouri Western	37
3	at Kearney State	34
96	POINTS	248

1983: 8-2-0**Coach • George Tardiff**

17	Morningside	7
35	at Benedictine	28
20	at Missouri Valley	21
41	Emporia State	7
21	at Pittsburg State	29
13	Wayne State	6
24	Fort Hays State	3
24	at Missouri Western	21
7	at Kearney State	0
24	Missouri Southern	10
226	POINTS	132

1984: 2-8-0**Coaches****George Tardiff (0-5)****Larry Elliott (2-3)**

0	at NW Missouri	47
15	Mississippi Valley	77
14	Missouri Valley	37
0	at Emporia State	14
20	Pittsburg State	21
7	at Wayne State	27
26	at Fort Hays State	14



The 1983 Ichabods topped Missouri Southern 24-10 in the final game of the year to win the CSIC championship. The 1983 team was the last conference champions for the Ichabods. The team finished the season 6-1 in the CSIC and 8-2 overall.

Washburn's Marc Nardella (1996-99) is the Ichabods' third all-time leader in receptions with 199 including the third highest single season mark of 64 his junior season. His 2,080 receiving yards ranks third on the career list. His 1,136 yards in 1998 is the second highest by an Ichabod and the fourth highest in MIAA history.



21	Missouri Western	37
0	Kearney State	30
31	at Missouri Southern	29
134	POINTS	333

1985: 4-7-0

Coach • Larry Elliott

38	NW Missouri	24
17	Morningside	47
31	at Central Missouri	3
19	Missouri Southern	6
25	Emporia State	18
18	at Pittsburg State	35
17	Wayne State	18
0	Fort Hays State	30
10	at Missouri Western	13
16	at Kearney State	21
7	at Sam Houston St.	51
198	POINTS	266

1986: 8-3-0

Coach • Larry Elliott

16	at South Dakota	14
38	NW Missouri	24
37	Central Missouri	14
25	at Missouri Southern	7
16	at Emporia State	22
7	Pittsburg State	21
31	at Wayne State	6
40	at Fort Hays State	35
21	Missouri Western	14
24	Kearney State	3

24	at Pittsburg State*	58
27	at Mexican All-Stars^	8
279	POINTS	218

*NAIA postseason game

^Aztec Bowl

1987: 6-5-0

Coach • Larry Elliott

7	at South Dakota	17
27	at NW Missouri	29
17	Central Missouri	26
23	Northeastern State*	21
31	at Missouri Western*	6
28	Kearney State*	0
29	at Wayne State*	25
14	Missouri Southern	32
0	at Pittsburg State	44
49	Fort Hays State*	12
28	at Emporia State*	21
253	POINTS	233

*Later forfeited by WU

1988: 7-4-0

Coach • Larry Elliott

33	NW Missouri	12
28	at Central Missouri	27
30	at Northeastern St.	35
17	Missouri Western	10
29	at Kearney State	12
49	Wayne State	3
35	at Missouri Southern	23
14	Pittsburg State	23

14	at Fort Hays State	22
59	Emporia State	46
13	at Ark.-Monticello*	20
291	POINTS	233

*NAIA postseason game

1989: 3-7-0

Coach • Larry Elliott

7	Missouri-Rolla	20
7	at Central Missouri	29
21	NE Missouri*	3
6	at Missouri Southern	21
9	Lincoln	0
14	at SE Missouri	17
21	NW Missouri	34
0	at Pittsburg State	61
19	at Southwest Baptist	34
28	Missouri Western*	21
132	POINTS	240

*Later forfeited by WU

1990: 4-6-0

Coach • Dennis Caryl

13	at Missouri-Rolla	7
7	Central Missouri	24
17	NE Missouri	44
6	at Missouri Southern	30
3	at SW Missouri	38
7	Southeast Missouri	35
14	at NW Missouri	0
0	Pittsburg State	17
24	Southwest Baptist	9

21	at Missouri Western	10
112	POINTS	214

1991: 1-10-0

Coach • Dennis Caryl

3	at Western Illinois	42
7	at Tennessee-Martin	28
7	NE Missouri	14
3	at NW Missouri	29
6	Missouri Southern	31
18	at Emporia State	49
0	at Central Missouri	21
13	Missouri-Rolla	28
14	at Southwest Baptist	6
0	Pittsburg State	21
23	at Missouri Western	35
94	POINTS	304

1992: 2-8-0

Coach • Dennis Caryl

15	at SW Missouri	66
8	at NE Missouri	42
21	NW Missouri	22
14	at Missouri Southern	44
18	Emporia State	25
13	Central Missouri	10
21	at Missouri-Rolla	26
21	Southwest Baptist	17
29	at Pittsburg State	48
17	Missouri Western	41
177	POINTS	341

1993: 0-10-0

Coaches

Dennis Caryl (0-8)

Andy Williams (0-2)

14	at Southern Illinois	46
14	Missouri-Rolla	38
19	at Central Missouri	41
18	Pittsburg State	55
36	at NW Missouri	61
0	NE Missouri	34
10	at Missouri Western	41
21	Missouri Southern	36
19	at Emporia State	37
20	at Southwest Baptist	25
171	POINTS	414

1994: 2-8-0

Coach • Tony DeMeo

16	at Illinois State	47
0	at Missouri-Rolla	19
10	Central Missouri	43
13	at Pittsburg State	62
48	NW Missouri	14
31	at NE Missouri	50
28	Missouri Western	60
16	at Missouri Southern	38
7	Emporia State	43
31	Southwest Baptist	14
200	POINTS	390

1995: 4-6-0

Coach • Tony DeMeo

61	McPherson	0
6	at Missouri Western	17
17	NE Missouri	41
24	at Emporia State	25
37	at Central Missouri	21

21	Missouri-Rolla HC	10
37	at Southwest Baptist	20
7	Pittsburg State	31
21	at NW Missouri	42
0	Missouri Southern	25
231	POINTS	232

1996: 4-6-0

Coach • Tony DeMeo

6	at Fort Hays State	21
21	Missouri Western	7
21	at Truman State	38
35	Emporia State	40
23	Central Missouri	7
45	at Missouri-Rolla	0
24	Southwest Baptist	20
14	at Pittsburg State	43
14	NW Missouri	33
31	at Missouri Southern	32
234	POINTS	241

1997: 3-8-0

Coach • Tony DeMeo

17	Augustana SD	20
31	Fort Hays State	14
25	at Southwest Baptist	7
27	Missouri-Rolla	13
14	at NW Missouri St.	17
7	Truman State	37
12	at Missouri Western	13
14	Missouri Southern	17
35	at Emporia State	64
14	at Central Missouri	20
11	Pittsburg State	40
207	POINTS	263

1998: 4-7-0

Coach • Tony DeMeo

9	Wisconsin-River Falls	6
12	at Fort Hays State	24
20	Southwest Baptist	26
24	at Missouri-Rolla	7
31	NW Missouri	38
28	at Truman State	38
35	Missouri Western	27
49	at Missouri Southern	37
27	Emporia State	35
0	Central Missouri	37
12	at Pittsburg State	72
247	POINTS	347

1999: 6-5-0

Coach • Tony DeMeo

24	at Wis-LaCrosse	21
17	Fort Hays State	14
35	Missouri Southern	28
10	at Missouri Western	35
18	Central Missouri	32
53	Missouri-Rolla	18
36	at Southwest Baptist	0
8	Pittsburg State	27
10	at NW Missouri	35
52	Truman	18
20	at Emporia State	45
283	POINTS	280

MIAA SCHOOLS WU Record

Central Missouri State University	15-14-2
Emporia (Kan.) State University	42-48-6
Missouri Southern State College	10-19-1
Missouri Western State College	12-14-2
University of Missouri-Rolla	6-5-0
Northwest Missouri State University	5-13-0
Pittsburg State (Kan.) University	18-53-1
Southwest Baptist (Mo.) University	8-3-0
Truman (Mo.) State University	3-14-0

KANSAS SCHOOLS WU Record

Baker University	14-9-3
Beloit College	1-1-0
Benedictine College	16-14-0
Bethany College	2-1-0
Emporia, College of	14-15-3
Fort Hays State University	33-21-3
Friends University	3-1-0
Haskell College	10-9-1
University of Kansas	6-27-4
Kansas State University	12-18-2
Kansas Wesleyan College	2-4-0
McPherson College	3-1-0
Ottawa University	12-6-5
St. Mary of the Plains	4-1-0
St. Mary's College	14-8-0
Southwestern College	15-5-1
Wichita State University	11-16-1

FOUR-YEAR SCHOOLS WU Record

University of Arkansas-Monticello	0-1-0
Arkansas Tech University	0-3-0
Augustana (SD) College	2-1-0
Campbell (NC) College	1-0-0
Colorado (Boulder) University	0-1-1
Colorado College	6-5-1
Colorado School of Mines	7-4-0
Colorado State University	0-3-0
Cooper College	2-2-0
Creighton (Neb.) University	1-2-0
University of Denver (Colo.)	2-1-0
Denver Area College	1-3-0
Doane (Neb.) College	5-1-0
Drake (Iowa) University	0-6-0
Drury (Mo.) College	0-1-0
East Central (Okla.) University	0-1-0
Eastern New Mexico University	2-4-0
Fresno (Calif.) State University	1-2-0
Gonzaga (Wash.) University	0-2-0
Grinnell (Iowa) College	4-2-0
Harding (Ark.) University	1-0-0
Hastings (Neb.) College	1-0-0
Illinois State University	0-1-0
Iowa Wesleyan College	1-0-0

Langston (Okla.) University	1-0-0
Lincoln (Mo.) University	1-0-0
Midland Lutheran (Neb.) College	7-0-0
Millikin (Ill.) University	1-0-0
Mississippi Valley State University	0-1-0
University of Missouri-Columbia	2-1-0
Missouri Valley College	8-7-0
Missouri Wesleyan College	1-0-0
Morningside (Iowa) College	1-2-0
University of Nebraska-Kearney	6-14-0
University of Nebraska-Lincoln	0-4-0
University of Nebraska-Omaha	13-14-1
Northeastern (Okla.) State University	1-1-0
Northern Colorado, University of	0-4-0
Northern Illinois University	0-2-0
University of Oklahoma-Norman	2-2-2
Oklahoma State University	1-6-0
Peru (Neb.) State College	6-1-0
Regis (Colo.) College	0-1-0
Rockhurst (Mo.) College	3-0-0
Saint Mary's (Texas) College	1-1-0
Sam Houston (Texas) State University	0-1-0
University of South Dakota	1-1-0
Southeast Missouri State University	0-3-0
University of Southern Colorado	4-7-0
Southern Illinois University, Carbondale	0-1-0
Southwest Missouri State University	2-4-1
Tarkio (Mo.) College	1-0-0
University of Tennessee-Martin	0-1-0
University of Texas A&M-Commerce	0-2-0
University of Tulsa (Okla.)	0-6-0
United States Military Academy	0-1-0
Washington (Mo.) University	1-2-0
Wayne (Neb.) State University	9-5-0
Western Illinois University	1-2-0
Westminster (Utah) College	0-1-0
William Jewell (Mo.) College	7-5-0
University of Wisconsin-LaCrosse	1-0-0
University of Wisconsin-River Falls	1-0-0

CLUBS/OTHERS WU Record

Denver Wheel Club	1-1-0
Fort Leavenworth	1-0-0
Fort Riley	2-0-1
Haskell Indian Nations	10-9-1
Highland Park	1-0-0
Kansas City Independents	1-0-0
Kansas City Medics	0-0-0
Kansas City YMCA	1-0-0
Kansas Medics	1-0-0
Lincoln Medics	1-0-0
St. Joseph Medics	1-0-0
Topeka High	7-0-0
Topeka Independents	2-0-0

2000 Opponents in Bold

- A -

Steve Alston1966-69
 Mike Atkins1977-80
 Joey Atwood1989-92
 Rich Augustine1977-80

- B -

Robert Baer1970-72
 Marvin Bailey1969-72
Joe Banks1997-pr
Jared Barge1997-pr
 Mike Barnhill1988-91
 Aaron Battle1996-98
 Eugene Battle1984-86
 Tim Beasley1984-87
 Mike Beffort1981-83
 Bob Behrens1974-75
 Ricke Benke1974-75
 Charlie Bennett1987-88
 Dale Bennett1968-70
 Larry Benson1962-64
 Travis Benton1976-78
 Jim Bernard1985-86
 Bernie Bianchino1967-69
 Bill Bibens1969-71
 Bob Bivens1973-75
 Chris Bleue1986-87

Pete Blin1984-86
 Jerome Bobbitt1996-99
 A.L. Bontrager1968-70
 Dave Bowen1969-72
 Ryan Bradbury1996-98
 Charles Braden1983-86
 Pat Brewster1976-79
 Mark Brinkner1985-86
 Doug Britton1989-90
 Phillip Brooks1987-89
 Dan Brown1992-95
 Galen Brown1986-87
 Keith Brown1978-81
 Tom Bruno1988-89
 Anthony Bryan1985-88
 Steve Burkdoll1977
 Tom Burgess1983-85
 David Burns1976-79
 Joe Busby1994-98
 Bill Butler1967-68
 Jim Butler1984-87
 Will Butler1997-99

- C -

Matt Cahill1979-82
 Fred Caldwell1989-90
Joe Camp1997-pr
 Mike Cardoza1987-88
 Reggie Carr1969
 Chat Carruthers1969-71
 Beau Caryl1993-96
 Brennan Casey1995-97
 Mike Cassin1976-77
 Colin Cathey1994-97
 Jim Chamberlain1965-68

Wes Chapman1965-68
 Mike Chiaverini1978-81
 Tony Chiaverini1970-73
 Jack Clanton1961-63
 Ed Clark1971-74
 Jay Clark1978-81
 J.D. Cleavenger1965-66
 Gabe Clements1994-97
 Angie Cocolis1965-67
Kevin Coffman1999-pr
 Dave Coker1986-88
 DeMarko Coleman1992-95
 Keith Coleman1995-96
 Jim Collins1984-86
 Tom Copeland1965-67
 Chuck Coppola1965-66
 Larry Cox1981-83
 Randy Craven1983-86
Corey Crain1999-pr
 Scot Crimmins1987-89
 Bryce Cripps1970-73
 Brent Cripps1974-77
 Mike Cross1995-98
 Gene Cullinae1985-88
 Nick Cummings1992-94
 Doug Curless1976-78

- D -

Artie Dahlstrom1976-78
 Rick Dancer1976
 Eric Daniels1983-85
 Randy Davey1983-85
 Rick Davey1981-83
 Steve Davidson1974-77
 Ron Davis1979-82
 Chad Dawson1997-98
 Sean Deal1991-92
 Jack DeBonnett1961-62
 Tom DeGroot1974-77
 Dino DeLisa1983-85
 Jason Delgato1996-97
 Tim Degginger1966-67
 Wade Dennis1986-89
 John Devine1983-86
 Warren Dobry1961-62
Mark Dodge1999-pr
 Elvin Domann1965-66
 Aaron Doonan1996-99
 Al Dressman1969-71
 Michael Dritelein1992-95
 Bryan Dugan1993-95
 Bruce Duncan1978-79

- E -

Fred Edmon1976-77
 Allen Edwards1976-78
Mike Edwards1999-pr
 Kurt Eichelberg1972-74
 Gary Elliot1971-72
 Mark Elliot1981-83
 Terry Elston1960-63
 Stewart Ensign1985-88
 Justin Epp1998

Ken Esposito1961-62

- F -

Aron Fass1979-82
 Dean Ferrell1965-68
 Pete Flannigan1983-86
 Art Fletcher1946-49
 Everald Flowers1990-93
 Lydell Flowers1996-98
 Mike Floyd1991-94
Kyle Fowler1999-pr
 Charles Franklin1963-65
Josh Frederick1999-pr
 Doug French1976-78
 Brian Fuemmeler1994-97

- G -

Mitch Gaffen1987
 Barry Galbraith1996-99
 James Gambrell1983-85
 Fred Garcia1975-78
 Curt Georgeson1982-84
 Ray Gerstenkorn1972-75
 George Gibson1997-98
 Mike Gibson1984-87
 Millage Gilbert1979-80
 Dusty Gish1997-98
 Mark Gloriod1989-92
Rolly Gonzales1999-pr
 Bill Goodin1989-92
Chad Gordon1999-pr
 Nathaniel Gordon1976-78
 Talmadge Graham1990-93
 Barry Griffiths1985-88
 Mike Grogan1974-78
 Pat Grogan1975-78
Anders Grove1998-pr
 John Grundy1995-96
 Steve Guilfoyle1976-79

- H -

Bob Hainline1975-77
 Dwayne Haley1987-88
 C.J. Hamilton1970-72
 Ron Hamilton1979-80
 Walter Handley1976-78
 Lloyd Hanson1983-86
 Leroy Harman1945-49
 Bill Harper1963
 Ken Harris1966-68
Todd Harris1998-pr
 Torye Harris1983-85
Ken Hartzell1998-pr
 J.C. Haselby1983-86
 David Haskins1976-78
 Jim Hastings1974-75
 Stan Hatcher1973-76
 Joe Hayes1981-83
Patrick Hayes1999-pr
 Steve Haynes1976-78
 Ron Heck1960-63
 Cory Heiniger1974-76

Jeff Herter1988-89
 Cecil Hicks1987-88
 Ronnie Hicks1974-76
 Ed Hight1983-85
 Jeff Hill1966-69
 Russ Hill1970-73
 Lee Hilstock1991-92
 Paul Hinton1977-80
 John Hodnefield1972-75
 Howard Holbrook1988-89
 Dan Holloway1989-91
 James Honn1968-70
 Andrew Howard1994-97
 Joey Hoytal1996-99
 Tom Huber1963-65
 Tracy Hunnacut1983-84
Ryan Huske1998-pr

- I -

Terry Ingram1986-89

- J -

Leonard Jackson1991-92
Ben Jacobs1999-pr
 Bill Jarvis1973-76
 Nolan Jeffery1992-95
 John Jelovic1981-83
 Cooper Johnson1973-74
 John Johnson1995-98
Antwaun Jones1998-pr
 Bobby Jones1963-64
Reggie Jones1999-pr

- K -

Alan Kaniper1988-91
 Ron Katzenmeier1962-63
 Mike Keeley1976-78
 Brett Keir1990-92
 Dennis Kenney1967-68
 Will Kerns1995-97
 Kyle Kingston1985-87
 Eric Kincade1993-94
 Dave Kleschick1989-90
 Jeff Koch1993-96
 Scot Koranda1988-91
 Nick Kresic1983-86

- L -

Greg Lane1990-91
 Mike Laughon1962-64
 Jeff Leiker1982-83
 Frank Lemus1988-89
 Bob Leonard1980-81
 Dode Lesser1965-66
 John Li Volsi1976
 Gary Lindsay1972-73
 Fred Llaverias1976-79
 Jason Lloyd1992-95
 Clarence Logan1980-81
 Bruce Loomis1978-79

Tom Luedke1981-81
Mark Lutz1981-83
Carlos Lyday1975-76
John Lyle1961-62

- M -

Don Makalous1969-71
Greg Maher1974-77
Brad Malm1997
Andy Malson1999-pr
Andy Marquart1969-71
Kevin Marshall1988-91
Jason Martin1996-97
George Marvin1970-72
Chris Matney1989-90
Jonathan Mayes1999-pr
Gene McBride1968-70
Kevin McCormick1969-71
Irv McCoy1968-71
Pat McCrite1965-66
Tim McDaniel1990-92
Todd McGhghy1990-91
John McGivern1980-82
Mike McGreevy1983-86
Colonious McNeal1998-pr
Mike Medill1975-77
Ric Medill1980
Miguel Mejinez1992-93
Bruce Mellen1987-88
Greg Messersmith1978-79
Alex Mikaelian1983-86
Curt Miller1960-63
John Miller1991-92
Marc Milner1982-85
Allen Moore1990-91
Michael Morgan1972-75
Lonny Morrison1962-64
Casey Mulcahy1998-pr
Dave Murphy1985-88
Dave Murray1971

- N -

Jerry Nall1983-86
Marc Nardella1996-99
Kurt Neelly1988-89
Keith Newbery1995-97
Woody Nichols1975-77
Dave Noot1989-92

- O -

Bymer O' Hara1996-98
Andy O'Neill1977-80
Ronny O'Rear1963-64
Pete O' Sullivan1974-77
Jim Orton1971
Eric Otting1985-88

- P -

Fred Palenske1979-82
Josh Parker1994-96
John Pavlis1967-70

Wayne Peacock1991-92
Ira Peoples1996-98
Jerry Perkins1962-63
Johnny Perkins1986-87
Gene Pettey1970-72
Charlie Pettway1962-65
Clay Phillips1986-88
Corey Phipps1997-pr
Frank Pickens1962-65
Derrick Pierce1988-91
Kyle Pierce1981-82
Camron Pitcher1991-92
David Pitsch1978-81
Steve Podzielny1982-85
Ed Poindexter1986-87
John Poke1972-74
Steve Pokrywka1980-81
Kirk Potter1992-94
Jeremy Potts1998-pr
Dan Prochazka1987-90
Don Prince1967-69
Ed Ptacek1968-70
John Pulliam1981-83
John Pusateri1961-62

- R -

Maurice Ragland1992-95
Brandon Rainer1998-pr
Bobby Ramirez1991-92
Steve Ramsey1970-73
Lorenza Rayford1986-87
Blake Redd1989-91
Franklin Redd1983-85
Eryc Reese1992-95
Anthony Reid1989-90
Dave Reilley1966-68
Ted Remias1997-pr
Marv Renner1967-69
Casey Rhinehart1996-99
Kiley Rice1991-94
Scott Rigby1988-91
Shawn Rigby1988-89
Jim Rodden1976-79
Lenny Rodgers1963-65
Pat Rogers1998
Bob Roepke1970-71
Darrin Rohr1985-86
Mickey Romano1965-66
Pete Roscetti1963-64
Shawn Rose1986-87
Mike Roy1978-81
Andy Rucker1995-97
Dave Ruder1988-91
Buck Reuter1997-pr

- S -

John Sailor1965
Mark Samich1976-79
Dale Sample1970-71
Jerry Sawyer1965-68
Joe Schartz1993-96
Pat Scherzer1962-65
Tim Schlegel1983-84

Ken Schmake1985-87
Luke Schmille1979-82
Steve Schmitt1977-80
Darin Schroeder1997-99
Tony Scollieri1994-97
Brent Senogles1995-98
Mike Shanks1984-87
Mike Sheahon1975-77
Steve Sheehan1985-88
Bob Shelinbarger1966-67
Leon Shelinbarger1961-63
Donnovan Shirley1990-93
Ben Short1979-82
Alex Sias1977-80
Paul Silovsky1982-84
David Silva1979-82
Mike Sipotz1965-66
Scott Sisk1995-97
Troy Slusser1985-88
Mark Small1983-86
Clay Smith1983-84
Dan Smith1994-97
Erik Smith1993-94
Jermaine Smith1999-pr
Ralph Smith1961-62
Ray Smith1969-71
Rick Smith1974-75
Stuart Smith1981-83
Travis Smith1996-98
Cody Snyder1998-pr
Kerry Spiker1974-75
Michael Stackpole1997-98
Bill Stanhope1966-67
Troy Stedman1985-87
George Steen1973-75
Steve Stegaman1993-94
Greg Stenzel1988-89
Kris Stewart1998-99
Bruce Stindt1986-88
Zuri Stokes1993-96
Monte Stone1974-75
Brent Stones1996-97
Joe Stringer1983-85
Jim Stuke1965-67
Monty Swanson1989-91
Rodger Swanson1990-91
Chris Swirles1995-97
Forrest Swyden1980-81

- T -

Chris Tangye1996-99
Clarence Taylor1974-77
Preston Taylor1998-99
Todd Tenbrink1995-97
Chad Todd1997-pr
Russ Thogmartin1979-82
Chris Thomas1990-91
Fred Thomas1974-77
James Thornhill1991-93
Rodger Tiesing1965-66
Harold Tillman1986-87
Jason Tomassi1999-pr
Danny Turek1992
Larry Turner1983-86

Jesse Tyler1989-90

- V -

Lee Van Riper1969-71
Mike VanSickle1984-86

- W -

Dan Wagner1974-76
Steve Wagner1969-71
Aaron Walker1984-86
Wayne Walker1972-74
Dick Wall1967-68
Jeff Walstrom1997
Dashiell Wandix1986-89
Robert Warren1972-75
Wes Warrick1981-82
Grant Webber1993-96
Steve Weigel1966-69
Mike Weinbrecht1965-66
Jim Weissbeck1980
Rick Weissbeck1979-80
Mike Welch1985-86
Jack Wellman1965-66
Joe Wells1990-92
Dan West1965-68
Kevin Wheeler1996-99
Charlie White1965-66
Chris Whittle1998-pr
Bill Wiley1983-84
Chuck Williams1990-91
Clarence Williams1997-pr
Kevin Williams1985-86
Les Williams1987-80
Tom Williams1970-72
Dan Wilson1998-pr
James Wood1998
Billy Wolff1998-pr
Jeff Wonderly1994-95
Harold Woods1980-81
Larry Woolridge1963-65
Garrett Wrecke1999-pr
Justin Wrecke1995-97

- Y -

Gary Yager1973-75
Wayne Youman1994-95
Derek Young1999-pr

- Z -

John Zimmers1985-87

NOTE:
Returning Ichabods are bold, italic