



WASHBURN

2001 Football Media Guide



A member of the Mid-America Intercollegiate Athletics Association and the NCAA

2001 Washburn Ichabods Football Schedule

Date	Opponent	Place	Time
Sept. 1	University of Wisconsin-La Crosse	La Crosse, Wis.	1 p.m.
Sept. 8	Lincoln University	Topeka	6 p.m.
Sept. 15	*at Pittsburg State University	Pittsburg, Kan.	7 p.m.
Sept. 22	*Missouri Southern State College	Topeka	6 p.m.
Family Day			
Sept. 29	*at Northwest Missouri State University	Maryville, Mo.	1:30 p.m.
Oct. 6	*Truman State University	Topeka	2 p.m.
Homecoming/Hall of Fame			
Oct. 11	*#Central Missouri State University	Topeka	7:05 p.m.
Oct. 20	*at Missouri Western State College	St. Joseph, Mo.	1 p.m.
Oct. 27	*at Emporia State University	Emporia, Kan.	2 p.m.
Nov. 3	*University of Missouri-Rolla	Topeka	1 p.m.
Nov. 10	*Southwest Baptist University	Topeka	1 p.m.
Senior Day			

Home Games (Bold Face, Blue played at Moore Bowl (7,200))

***Mid-America Intercollegiate Athletics Association Game**

#Metro Sports Television Game



Washburn teams excel on and off the courts and fields during the 2000-01 school year

Football • 5-6 / 4-5 MIAA (7th)

- MIAA Freshman of the Year: Tyler Schuerman
- All-MIAA Second Team: Brandon Rainer, Jared Barge, Chad Todd, Eric Taylor
- MIAA Honorable Mention: Joe Banks, Colon McNeal, Jermaine Smith, Buck Reuter, Corey Phipps, Clarence Williams
- MIAA Commissioner's Academic Honor Roll: Joe Banks, Joe Camp, Kyle Fowler, Patrick Hayes, Kyle Lovelady, Jonathan Mayes, Casey Mulcahy, Zac Nally, Buck Reuter, Chad Todd, Clarence Williams, Dan Wilson
- MIAA all-Academic Team: Joe Banks, Buck Reuter, Eric Taylor
- House of Diamonds Offensive MVP: Jared Barge
- Budweiser Defensive MVP: Buck Reuter

Team Cumulative GPA: 2.83

Volleyball • 24-12 / 9-7 MIAA (4th)

- All-MIAA First Team: Jill Gassen
- MIAA Honorable Mention: Becky Hanish
- Verizon Academic Thrid Team All-District: Jill Gassen
- MIAA Commissioner's Academic Honor Roll: Arica Chaffee, Jennifer Domzalski, Jill Gassen, Becky Hanish, Becci Havlicek, Shera Karasiak, Beth Lenherr, Rhonda Ronnebaum
- MIAA all-Academic Team: Jill Gassen, Becky Hanish
- Firststar Bank MVP: Jill Gassen

Team Cumulative GPA: 3.19

Men's Basketball • 29-5 / 15-3 MIAA (1st)

- MIAA Regular Season Champions
- MIAA Tournament Champions
- South Central Region Champions
- Ranked No. 5 in final Division II Bulletin Poll
- NCAA Division II Elite Eight and National Finalist
- MIAA MVP: Ewan Auguste
- All-MIAA First Team: Ewan Auguste
- All-MIAA Second Team: Ryan Murphy, Randolph Williams
- All-South Central Region First Team: Ewan Auguste
- All-South Central Region Tournament Team: Ewan Auguste
- Daktronics Division II All-America Third Team: Ewan Auguste
- Daktronics Division II South Central Region First Team: Ewan Auguste
- Daktronics Division II South Central Region Second Team: Ryan Murphy
- Basketball Times All-America First Team: Ewan Auguste
- NABC First Team All-Region: Ewan Auguste
- NABC First Team All-America: Ewan Auguste
- Division II Bulletin First Team All-America: Ewan Auguste
- Elite Eight All-Tournament Team: Ewan Auguste, Ryan Murphy
- All-South Central Region Tournament MVP: Eric Carter
- Bob Chipman: 25th Division II coach to reach 500 victories (500th vs. Southwest Baptist Feb. 3)
- MIAA Commissioners' Academic Honor Roll: Ryan Tomlins
- Cecil "Pete" Peterson MVP: Ewan Auguste

Team Cumulative GPA: 2.80

Women's Basketball • 13-14 / 7-11 MIAA (7th)

- MIAA Honorable Mention: Jennifer Butcher, Kristy Chapman
- MIAA Commissioner's Academic Honor Roll: Kelly Antholz, Jennifer Butcher, Bethany McGraw, Linsey Modellmog, Jenny Morrow, Erin Younkin
- MIAA all-Academic Team: Jennifer Butcher
- Security Benefit MVP: Crystal Walker

Team Cumulative GPA: 2.90

Golf • 20 points - 6th at MIAA

- Finished sixth at MIAA Tournament
- Justin Jacquinot finished eighth at MIAA Tournament
- Kyle Brandt finished third at Missouri Southern Invitational
- MIAA Commissioner's Academic Honor Roll: Kyle Brandt, Curtis Dionne, Jeff Hamilton, Justin Jacquinot
- Ferrell Construction MVP: Justin Jacquinot

Team Cumulative GPA: 2.98

Softball • 28-21, 8-10 MIAA / 6th

- All-MIAA First Team: Stacie Carpenter, Kristen Cheney
- All-MIAA Second Team: Brooke Lyons
- All-MIAA Honorable Mention: Amy Scott, Jennifer Blaufuss
- MIAA Commissioner's Academic Honor Roll: Sandy Erickson, Amy Heiman, Dawn Nachbar and Amy Scott
- NFCA North Central All-Region Team: Kristen Cheney
- Commerce Bank and Trust MVP: Stacie Carpenter

Team Cumulative GPA: 3.25

Baseball • 22-24, 17-13 MIAA / 3rd

- All-MIAA First Team: Billy Crooks
- All-MIAA Second Team: Pat Colley
- All-MIAA Honorable Mention: Jason Young, Jeff Stack, Mike Cole, Dylan Smith
- MIAA Commissioner's Academic Honor Roll: Jeff Burke, Pat Colley, Allan Cooper, Billy Crooks, Devan Hansen, John Harrison, Brigham Joy, Ben Rutherford, Andy Sorenson and Matt Wilkens
- ABCA Central all-Region Team: Billy Crooks
- MIAA all-Academic Team: Pat Colley
- Verizon Academic all-District First Team: Pat Colley
- Verizon Academic all-America Third Team: Pat Colley
- Falley's MVP: Billy Crooks

Team Cumulative GPA: 3.00

Men's Tennis • 10-13, 2-2 MIAA / 4th at MIAA

- MIAA Singles Champions: No. 1 Fernando Sierra
- MIAA Doubles Finalists: No. 1 Fernando Sierra and Adam Wood
- MIAA Commissioner's Academic Honor Roll: Will Heidebrecht
- ITA all-America Team: Fernando Sierra
- UMB Bank MVP: Fernando Sierra

Team Cumulative GPA: 2.66

Women's Tennis • 21-3, 4-1 MIAA / 3rd at MIAA

- MIAA Singles Champions: No. 1 Marissa Moment, No. 2 Aisha Butt
- MIAA Doubles Champions: No. 2 Lindsay Sullivan and Erin Underwood
- MIAA Doubles Finalists: No. 1 Marissa Moment and Aisha Butt
- NCAA Midwest Regional Appearance
- MIAA Commissioner's Academic Honor Roll: Emily Friedstrom, Marissa Moment
- ITA Arthur Ashe Award Winner: Marissa Moment
- MIAA all-Academic Team: Erin Underwood
- Bank of America MVP: Marissa Moment

Team Cumulative GPA: 2.83



**Cumulative Athletic
Department Grade
Point Average as of
Spring 2001**

2.94

**2000-01 MIAA
Commissioner's
Academic Honor
Roll Members**

42

**Of 201
Student-Athletes,
number who had 3.0
GPA or higher**

103

**Number of
Student-Athletes to
receive all-MIAA
Honors**

39

**Overall
Won-loss record of
Washburn Athletic
Teams**

**152-98
(.608)**

2001 Washburn Ichabods Football Schedule

Date	Opponent	Place	Time
Sept. 1	University of Wisconsin-La Crosse	La Crosse, Wisc.	1 p.m.
Sept. 8	Lincoln University	Topeka	6 p.m.
Sept. 15	*at Pittsburg State University	Pittsburg, Kan.	7 p.m.
Sept. 22	*Missouri Southern State College Family Day	Topeka	6 p.m.
Sept. 29	*at Northwest Missouri State University	Maryville, Mo.	1:30 p.m.
Oct. 6	*Truman State University Homecoming/Hall of Fame	Topeka	2 p.m.
Oct. 11	*#Central Missouri State University	Topeka	7:05 p.m.
Oct. 20	*at Missouri Western State College	St. Joseph, Mo.	1 p.m.
Oct. 27	*at Emporia State University	Emporia, Kan.	2 p.m.
Nov. 3	*University of Missouri-Rolla	Topeka	1 p.m.
Nov. 10	*Southwest Baptist University Senior Day	Topeka	1 p.m.

Home Games (Bold Face, Blue) played at Moore Bowl (7,200)

***Mid-America Intercollegiate Athletics Association Game**

#Metro Sports Television Game



General Information

2001 WU Schedule	IFC
Travel Itinerary	2
Media Information • Ichabods on the Radio	2
Covering the Ichabods	3
About Washburn	4-5
President Dr. Jerry Farley	5
2000-01 Washburn Athletic Season in Review	6
Athletics Director Loren Ferre'	6
Ichabod Club	6
Athletics Staff	7
Washburn Athletics Staff Directory	8
Moore Bowl • Stadium Layout	9
Washburn Athletics - A Winning Tradition	IBC

Coaching Staff

Head Coach Tony DeMeo	12-13
Assistant Coaches	14-15

2001 Ichabods

Numerical Roster	18-19
Alphabetical Roster	19
2001 Preseason Two-Deep	20
2001 Season Preview	21-22
Returning Ichabods Player Profiles	23-38
Ichabod Newcomers	38-41
What is an Ichabod?	41

2001 Opponent Capsules

University of Wisconsin-LaCrosse	44
Lincoln University	44
Pittsburg State University	45
Missouri Southern State College	45
Northwest Missouri State University	46
Truman State University	46
Central Missouri State University	47
Missouri Western State College	47
Emporia State University	48
University of Missouri-Rolla	48
Southwest Baptist University	49
MIAA Composite Schedule	49
Series Records vs. 2001 Opponents	50

2000 Season In Review

Sept. 2 • Washburn 26, Wisconsin-La Crosse 6	52
Sept. 9 • Washburn 63, Lincoln 21	52
Sept. 16 • Washburn 24, Missouri Southern 22	53
Sept. 23 • Missouri Western 23, Washburn 13	53
Sept. 30 • Central Missouri 28, Washburn 17	54
Oct. 7 • Washburn 34, Missouri-Rolla 14	54
Oct. 14 • Washburn 58, Southwest Baptist 21	55
Oct. 21 • Pittsburg State 31, Washburn 28	55
Oct. 28 • Northwest Missouri State 63, Washburn 21	56
Nov. 4 • Truman 45, Washburn 42	56
Nov. 11 • Emporia State 35, Washburn 21	57
2000 Team and Opponent Highs	57
2000 Washburn Statistics and Results	58-59

MIAA

Mid-America Intercollegiate Athletics Association	62
Past MIAA Champions	62
2000 MIAA Final Standings	63
2000 MIAA Honors and Awards	63
2000 MIAA Football Statistics	64-65
MIAA Record Book	66-69

Ichabod Record Book

Individual Rushing	71
Individual Passing	72
Individual Receiving	73
Individual Total Offense	74
Individual Punt and Kickoff Returns	75
Individual Punting	76
Individual Scoring	77
Individual Defense	78
Ichabod Team Records	79
Ichabod Team Charts	80
Ichabod Most Valuable Players	81
Ichabod Honors and Awards	82
Ichabod Football History	83
Ichabod Yearly Football Summary	84-85
Ichabod Coaching Records	85
Who Threw the First Forward Pass?	86
Ichabods All-Time Game-by-Game Results	86-91
Ichabods All-Time Record Versus Opponents	92

Washburn Quick Facts

For more Information on Washburn University Football, please contact:

Gene Cassell, Sports Information Director

or Brad Noller, Assistant

Washburn University, Topeka, KS. 66621

On the web: www.washburn.edu/athletics

Office Phone	785.231.1010 x1791
Office Fax	785.231.1091
Home Phone	785.357.5094
Football Press Box	785.231.1010 x1563
Football Coaches Office	785.231.1134
Ticket Office	785.231.1092
Location	Topeka, Kan.
Enrollment	6,500
Founded	1865
Nickname	Ichabods
Colors	Yale Blue and White
Stadium	Moore Bowl
Surface	Natural Grass

Capacity	7,200
National Affiliation	NCAA Division II
Conference Affiliation	Mid-America Intercollegiate Athletics Association
President	Dr. Jerry Farley
Athletics Director	Loren Ferre'
Head Coach	Tony DeMeo
Alma Mater	Iona '71
Record at Washburn	28-46, in 8th season
Overall Record	91-77-4, in 19th season
2000 Record / MIAA Record	5-6, 3-6 (7th)
Starters Returning	15
	8 Offense / 6 Defense / 1 Specialty
Lettermen Returning	33
	13 Offense / 19 Defense / 1 Specialty
Lettermen Lost	12
	5 Offense / 6 Defense / 1 Specialty
Basic Offense	Multi-Bone
Basic Defense	4-2



The 2001 Washburn University Football Media Guide is intended to provide information for writers, broadcasters, sports editors, sports information personnel and fans who follow the Ichabods. Material in the guide was current as of the printing deadline of July 10, 2001. Additional information is available in the Washburn Sports Information Office and through weekly releases available to personnel from accredited media outlets covering the Ichabods.

Washburn University is in Topeka, Kan. at the intersection of 21st street and Washburn Avenue. Lee Arena is located in the Petro Allied Health Center at the east edge of the Washburn campus. Parking for the facility is adjacent to Washburn Avenue.

The Washburn University Sports Information Office is located in room No. 352 of Whiting Fieldhouse. Office hours are from 8 a.m. to 5 p.m., Monday through Friday. Phone: 785.231.1010 x1791; Fax: 785.231.1091. You may e-mail the SID office at cassell@washburn.edu.

Media Credentials are available to personnel from accredited media outlets by contacting Gene Cassell, sports information director, Washburn University, Topeka, Kansas 66621. Credentials are available 90 minutes prior to kickoff at the Will Call window at the northwest entrance of Moore Bowl. All media seating in the Moore Bowl press box is reserved on a game-by-game basis and space is limited. Please contact the Sports Information Office at least one week before the game date to ensure a seat in the press box.

Radio Stations wishing to broadcast from Moore Bowl should make broadcast requests through the Sports Information Office at least one week in advance. One courtesy line will be made available to the official station of each visiting team. Additional stations wishing to broadcast must install their own line. KWIC 99.3 is the official broadcast station of the Washburn Ichabods.

Telephone lines for writers to file their stories are available in the Moore Bowl Press Box. There are two telephone lines for writers to file stories.

Media Services include a game program and lineups, plus statistics and game notes for each team. Halftime stats are provided as well as individual and team stats and a play-by-play summary. Statistics are kept on the Automated Scorebook computer system by MRR Systems. Refreshments are available before each game.

Postgame Interviews with Coach Tony DeMeo are available to media personnel after his brief meeting with the team immediately following the game. Players will be brought, by request, to Moore Bowl press box. Interviews during the week can be arranged by calling the Sports Information Office.

ICHABODS ON RADIO



Ron Simon
"Voice of the
Ichabods"



Steve Walter
Ichabods Color
Commentator

Washburn Football games are broadcast in northeast Kansas on 10,000-watt KWIC 99.3 FM in Topeka. Veteran announcer Ron Simon and former WU offensive coordinator Steve Walter describe all the action.

The Tony DeMeo Show can be heard on Wednesdays from 6-7 p.m. on KWIC 99.3 FM with Ron Simon. at Nique's Bar and Grille on the corner of 21st and Washburn.

Ron Simon begins his 15th season as the "Voice of the Ichabods." The 1987 Kansas graduate is in his fifth year as the Director of Marketing and Promotions for Washburn Athletics.

ICHABODS' TRAVEL ITINERARY

Sept. 1, 2000

University of Wisconsin-LaCrosse

Leave: Friday, Aug. 30 at noon

Lodging: Holiday Inn Express • 9404 Hwy 16 • Onalaska, Wisc. 54650 • 1.800.411.3712

Return: Sept. 1 following game

Sept. 15, 2000

Pittsburg State

Leave: Saturday, Sept. 15 at 7:30 a.m.

Return: Sept. 15 following game

Sept. 29, 2000

Northwest Missouri State University

Leave: Saturday, Sept. 29 at 7:30 a.m.

Return: Sept. 29 following game

Oct. 20, 2000

Missouri Western State College

Leave: Saturday, Oct. 20 at 9 a.m.

Return: Oct. 20 following game

Oct. 27, 2000

Emporia State

Leave: Saturday, Oct. 27 at 9 a.m.

Return: Oct. 27 following game



CREDITS

The 2001 Washburn University Football Media Guide was written by Gene Cassell, sports information director and Brad Noller, assistant sports information director. The book was edited by Regina Cassell and Ron Simon. Cassell designed the guide and took the players' mug shots and some action photos. Additional action photos were taken by the *Topeka Capital-Journal*. Campus photos were provided by Peggy Clark, Washburn Photographer.



The guide was printed by T.K. Printing Inc. of Topeka, and production work was completed by Capital Graphics of Topeka.

The 2000 Washburn Football Media Guide (left) was judged third in the nation in the college division of the College Sports Information Directors Association of America.



PRINT

Topeka Capital-Journal (daily)

785.295.1188
785.295.1230 Fax
616 Jefferson, Topeka, KS 66607
1.800.777.7171
Sports Editor: Kurt Caywood
WU Beat Writer: Ken Corbitt

Kansas City Star (daily)

816.234.4355
816.234.4360 Fax
1729 Grand Ave., Kansas City, MO 64108
Small College Beat Writer: David Boyce

Salina Journal (daily)

785.827.6363
785.827.6060 Fax
P.O. Box 779, Salina, KS 67401
800.827.6363

Wichita Eagle-Beacon (daily)

800.825.6397
316.268.6536 Fax
825 East Douglas, Wichita, KS 67201
Small College Beat Writer: Adam Knapp

Great Bend Tribune (daily)

316.792.1211
316.792.8381 Fax
2021 Forest, Great Bend, KS 67530
Sports Editor: John Mesh

Hutchinson News (daily)

800.766.5772
316.662.4186 Fax
P.O. Box 190, Hutchinson KS, 67504
Sports Editor

Washburn Review (weekly)

785.233.3211
785.231.1035 Fax
1700 SW College, Topeka, KS 66621
Sports Editor

RADIO STATIONS

KWIC (99.3 FM)

Home of the Ichabods and Lady Blues
785.232.0993
785.232.9993 Fax
800 SW Jackson, Topeka, KS 66611
Sports Director

KMAJ (1440 AM) / KTOP (1490 AM)

785.272.1196
785.272.6219 Fax
5301 SW 7th St., Topeka, KS 66606
Sports Director: Mike Manns

KMAJ (107.7 FM) / KDVV (100.3 FM)

785.272.1196
785.272.6219 Fax
5315 SW 7th St., Topeka, KS 66606
Sports Director: Mike Manns

WIBW (580 AM / 97.3 FM)

785.297.9797
785.272.3536 Fax
P.O. Box 119, Topeka, KS 66601
Sports Department: Eric Peterson

TELEVISION STATIONS

KSNT (Channel 27 • NBC)

785.582.3230
785.582.5283 Fax
P.O. Box 2700, Topeka, KS 66601
Sports Director: Jerod Smalley

KTKA (Channel 49 • ABC)

785.273.4949
785.273.9075 Fax
P.O. Box 2229, Topeka, KS 66601
Sports Director: Jason Lamb

WIBW (Channel 13 • CBS)

785.272.7030
785.272.0418 Fax
P.O. Box 119, Topeka, KS 66601
Sports Director: Mark Ewing

WIRE SERVICES

Associated Press (Kansas City)

800.852.4844
816.421.3590 Fax
215 West Pershing, Kansas City, MO 64108

Sportsticker

800.367.8935
800.336.0383 Fax



THE TOPEKA
CAPITAL-JOURNAL
...World Looking Into




WASHBURN
Ichabod Football

Washburn University was established in 1865 as Lincoln College by a charter issued by the state of Kansas and the General Association of Congregational Ministers and Churches of Kansas. In 1868, the school was renamed Washburn College, in recognition of a \$25,000 donation by Ichabod Washburn, a church deacon and resident of Worcester, Mass.

In 1966, a tornado struck Topeka and several historic buildings on campus were demolished. The Washburn community rallied and financial support from friends and alumni made possible the rebuilding of many school facilities during the coming years. Today, university facilities offer more than one million square feet of modern academic, activity and support space.

In 1941, the citizens of Topeka endorsed Washburn by voting to establish a municipal university, supported in part by the city and governed by a local board of regents. In 1999, the university primary funding was moved from the city property tax to county sales tax sources,



with the school retaining status as a municipal subdivision of the state. In addition to local financial support, Washburn has received state funds since 1961, which have been coordinated by the Kansas Board of Regents since 1991. Washburn is governed by a nine-member Board of Regents.

Washburn provides broadly-based liberal arts and professional education through more than 190 certificate, associate, baccalaureate, master's and juris doctor programs through the College of Arts and Sciences and the Schools of Law, Business, Nursing and Applied Studies. Ninety percent of the faculty hold a doctorate of the highest degree available in their discipline. Individual attention is a priority at Washburn, with a student to faculty ratio of 18 to 1.

Dr. Jerry Farley University President



Dr. Jerry B. Farley is in his third year as the president of Washburn University after a long association with the University of Oklahoma in Norman.

Farley previously held the position of vice president for community relations and economic development at OU and vice-president for administrative affairs at the Norman and Health Sciences Center campuses.

Before that, he held the position of vice president for business and finance at Oklahoma State University and previously served as the associate vice president for administrative affairs and controller at the University of Oklahoma, Norman campus.

He earned his bachelor degree in accounting and finance and his masters and doctorate in higher education administration from OU.

He is a past president of the Southern Association of College and University Business Officers and is actively engaged in state and national associations of the College and University Business Officers.

Farley has been on the Board of Directors of the American Red Cross, the American Cancer Society, Oklahoma Teachers' Retirement System, the Norman Chamber of Commerce and the Norman Economic Development Coalition.



a doctorate of the highest degree available in their discipline.

Individual attention is a priority at Washburn, with a student to faculty ratio of 18 to 1.



Academic Majors

College of Arts and Sciences

Anthropology, BA
Art, BA/BFA
Biology, BA/BS
Business Education, BEd
Chemistry, BA/BS
Computer Information Science, AA/BA/BS
Early Childhood Ed., AA/BA
Economics, BA
Education, BEd/MED
English, BA
French, BA
General Science, BS
General Studies, BGS
German, BA
History, BA
Humanities, Creative and Performing Arts, AA
Mass Media Studies, BA
Mathematics, BA/BS
Medical Technology, BS
Music, BA/BM
Natural Science and Mathematics, AA
Philosophy, BA
Physical Education, BA/BEd
Physics, BA/BS
Political Science, BA
Psychology, BA/MA
Public Administration, BPA
Religious Studies, BA
Sociology, BA
Spanish, BA
Speech Communication, BA
Theatre, BA

School of Business

Business Administration, BBA/MBA
Accounting, BBA
Economics, BBA
Finance, BBA
Management, BBA
Marketing, BBA
General Business, BBA

School of Nursing

Nursing, BSN
School Nurse Certification

School of Applied Science

Corrections, BSCJ
Law Enforcement, BSCJ
Human Services, C/AAS/BAS
Social Work, BSW/MSW
Technology Administration, BAS

Pre-professional

Dentistry, Engineering, Health Information Technology, Law, Medicine, Optometry, Pharmacy, Physical Therapy, Physical Therapist Assistant, Seminary, Radiologic Technology, Respiratory Therapy, and Veterinary Medicine

School of Law

Law, JD





Steve Anson
Baseball



Bob Chipman
Men's Basketball



Tony DeMeo
Football



Phil Frost
Golf



Jennifer Subbert
Men's / Women's Tennis



Allison Jones
Volleyball



Ron McHenry
Women's Basketball



Kim Newbern
Softball

2000-01 season in review

Team	Overall W-L	MIAA	MIAA Finish	Postseason
Baseball	22-24	17-13	3rd	none
Basketball-M	29-5	15-3	1st	National Finals
Basketball-W	13-14	7-11	6th	none
Football	5-6	3-6	7th	none
Golf	—	20 points	6th	none
Softball	28-21	8-10	6th	none
Tennis-M	10-13	2-2	4th	none
Tennis-W	21-3	4-1	3rd	NCAA Regionals
Volleyball	24-12	9-7	4th	none
Totals	152-98			

**Overall athletic department
winning percentage - .608**

Loren Ferré Athletics Director



Loren Ferré became Washburn's director of athletics in February of 1996 after a six-year appointment at Black Hills State University in Spearfish, S.D. Ferré is a dynamic leader who has implemented many internal changes within the athletic department since arriving on campus. He has put increasing scholarships and departmental fundraising at the top of his list.

At Washburn, Ferré has been instrumental in the establishment of a strong Ichabod Club support team and the raising of funds for athletic scholarships. In addition, he created a position for a full-time marketing and promotions director who helps bring in new private dollars for scholarships and more excitement at all Washburn athletic contests.

While at BHSU, Ferré was also director of the Donald E. Young Sports Fitness Center, a 172,000 square foot, \$10.2 million facility. During his Black Hills tenure, the athletics department nearly tripled its outside revenue, including large increases in ticket sales and scholarship funding. All 10 varsity teams won a conference title in his final three years.

Before joining the staff at Black Hills State, Ferré spent 17 years at the University of North Texas. He was the director of the Coliseum (1987-90) was the associate and assistant director since 1980. He held the post of event coordinator (1978-80).

Ferre' is a 1971 graduate of Texas Christian University, earning a bachelor of arts degree. He earned a master's in journalism from North Texas in 1982. He is currently completing course requirements for a doctorate of education in sports administration from the University of Northern Colorado.

Ferre' and his wife Sarah, have two daughters, Caitlin and Hope, and reside in Topeka.

THE ICHABOD CLUB

WASHBURN ATHLETICS

The Ichabod Club is a booster club that works to promote Washburn University Athletics and provides financial support to its athletic programs. Membership in the Ichabod Club has played a major role in supporting the annual scholarship drive and making a difference in the lives of Washburn student-athletes for the past 20 years.

Washburn Athletics depends upon the annual contributions to the Ichabod Club Scholarship Fund to continue offering scholarship aid to our student-athletes.

The mission of the Ichabod Club is simply to provide the scholarship assistance to young men and women student-athletes (tuition, fees, books, room and board) unless the contribution is restricted to a specific sport or some other specific purpose. All gifts to the Ichabod Club are tax deductible to the full extent allowable by law.

Opportunities for alumni, friends, parents and boosters to become involved with the Ichabod Club program are available through pregame parties, golf tournaments, the Ichabod Club newsletter, monthly luncheons, the kick-off party and other special events.

For more information, call the Washburn Athletic Department at 785.231.1135.

Jordan Canfield

Associate Athletics Director for Development



Jordan Canfield is entering his fourth year as Washburn's associate athletics director for development.


Canfield returned to his alma mater after a year in private business. He was a first team all-MIAA guard for the Ichabods in 1996-97 and holds every Washburn and all but one MIAA assist record, including the career assist mark he set as a senior. He won four conference titles in his four years on the basketball hardwood from 1992-97.

Canfield's main responsibility will be to increase scholarship dollars for one of the best small college athletic programs in the country. He oversees the fund-raising efforts of the Ichabod Club, the Athletics Department booster club, and the Washburn Athletic Fund, a major giving campaign initiated by Canfield.

Canfield is a 1996 graduate of Washburn University with a BBA degree in finance. He went on to earn an additional degree in economics in 1997 and has begun work on his MBA. He is married to Eileen Brungardt, a member of the Lady Blues volleyball team while at Washburn. The couple lives in Topeka with their son, Jordan Jett, born last year.

Steve Ice

Head Athletic Trainer



Steve Ice enters his 20th year as the Head Athletic Trainer at Washburn University.

Ice took over the Ichabods and Lady Blues programs in the fall of 1982 after a two-year assignment as the Associate Athletic Trainer at Lehigh University in Bethlehem, Penn.

During Ice's tenure at Washburn, the athletics training staff has seen the addition of the Petro Allied Health Center as a valuable resource for the prevention and rehabilitation of WU student-athletes.

Ice received his bachelor's degree from St. Mary of the Plains College in Dodge City, Kan., in 1977 and earned his master's from the University of Kansas in 1980. Ice also served as a graduate assistant athletic trainer for the Jayhawks from 1977 to 1979.

In addition to his duties at Washburn, Ice works in conjunction with the Orthopedic Clinic and Sports Medicine of Topeka. Steve and his wife Janis have four children; Brian, Patrick, Jenna and Alyssa.

Janet Degginger

Assistant Athletics Director



Janet Degginger is entering her 14th year as Washburn's assistant athletics director.

Degginger returned to her alma mater in 1987 as assistant director of athletics. In that capacity, she is responsible for managing and monitoring all of the business and financial affairs of the department. In addition, she supervises personnel in the administrative office, ticket office, training room, equipment room and Petro maintenance staff.

During the 1995-96 academic year, Degginger served as the interim director of athletics during the national search for an athletic director. She also currently serves as the university's senior women's administrator.

Degginger has served on several university, conference and national committees. She is currently a member of the NCAA Professional Sports Liaison Committee and has served on a sub-committee of the NCAA Research Committee for developing a financial analysis report. She is a past secretary/treasurer of the MIAA and is currently a member of the budget committee. She is a member of Washburn's Faculty Athletics and Financial Aid committees.

Degginger is a 1967 graduate of Washburn and has done postgraduate work at Kansas. She has a son, Preston.

Ron Wessel

Head Equipment Manager



Ron Wessel enters his 21st year at Washburn University as the Head Equipment Manager for the athletics department.

Wessel, a native of Sierra Vista, Ariz., is in charge of maintaining all of the athletics department's equipment needs. He attended Baker University in Baldwin City and was the school's football manager from 1976-79. Wessel then accepted the equipment manager's position at Washburn in the spring of 1980.

He is a member of the American Equipment Managers Association and became certified in 1992. Wessel has served as a District Director of the AEMA since 1993.

In addition, he serves on the Continuing Education Committee of the AEMA.

Ron lives in Topeka and enjoys all kinds of sports, traveling, science fiction and physical fitness.



Larry Blumberg

Faculty Athletics Representative



Susan Foremsky

Secretary for Development



Gill Herrera

Facilities Manager



Rita Cox

Ticket Manager



Sandy Foster

Athletics Secretary

Washburn Sports Information Office



Gene Cassell
Sports Information Director

Gene Cassell is entering his third full season as Washburn Sports Information Director after starting in December 1998. Cassell is a Marshall, Mo., native and a 1997 graduate from Northwest Missouri State University, where he graduated with a Bachelor of Science in journalism accompanied with a minor in broadcasting. At Northwest, Cassell worked in the Sports Information Office and on three university media outlets.

Besides his overseeing the media relations of Washburn's nine athletic teams, Cassell also runs game administration and is the webmaster of "The Blue Zone" - The Official Site of Washburn Athletics. Cassell is a member of CoSIDA and a member of the Publications Sent Committee.

Cassell has received 11 citations for excellence for office publications, including one best in the nation, four second place finishes and three best covers in the nation. Cassell and his wife, Regina, live in Topeka. Regina is the editor of Washburn's Alumni Magazine.

Brad Noller has worked in the WU sports information office since arriving in Topeka in the fall of 1998. He served as the interim sports information director at Washburn when the sports information director's position was vacated soon after his arrival. He remained on staff as the student assistant until his graduation last December.

Noller has also worked as a part-time sports reporter for the Topeka Capital-Journal. Prior to that, he worked in the Johnson County Community College's sports information office during the 1997-98 season.

In the summer of 1999, Noller was honored as one of three initial recipients of the CoSIDA undergraduate internship grant.

The Clinton, Mo., native earned a bachelor of arts degree from Washburn in mass media with a journalism emphasis. He also received a business minor in marketing.



Brad Noller
Assistant Sports Information Director



Washburn University

Main campus switchboard number: 785.231.1010
General athletics number: 785.231.1134 Athletics fax number: 785.231.1091

Washburn University Board of Regents

Ben Blair (Chairman), Topeka

Jim Roth, Wichita
Harold "Hal" Dick, Hutchinson
Chuck Engel, Topeka
Harry Craig, Topeka

Tim Etzel, Topeka
Mayor Butch Felker, Topeka
Blanche Parks, Topeka
Karen Lee, Topeka

University Administration

President Dr. Jerry Farley x1556
Vice President / Academic Affairs Dr. Ron Wasserstein x1649
Vice President / Administration & Treasurer Wanda Hill x1634

Washburn Athletics Phone Numbers

Director of Athletics Loren Ferre' x1794
Associate Director of Athletics for Development Jordan Canfield x1334
Assistant Director of Athletics Janet Degginger x1730
Sports Information Director Gene Cassell x1791
Faculty Athletics Representative Larry Blumberg x1493
Director of Marketing / Promotions Ron Simon x1336
Academic Adviser Janet Degginger
Head Athletic Trainer Steve Ice x1753
Head Equipment Manager Ron Wessel x1761, x1338
Athletic Facilities Manager Gill Herrera x1304
Ticket Manager Rita Cox 231.1092
Athletics Secretary Sandy Foster x1339
Secretary for Development Susan Foremsky x1466

Coaching Staff

Football

Head Coach Tony DeMeo x1134
Assistant Head Coach B.D. Kennedy x1705
Defensive Coordinator Mike Waldie x1795
Defensive Line Coach Jake Hunter x1335
Offensive Backs Coach Keita Malloy x1798

Volleyball

Head Coach Allison Jones x1756

Baseball

Head Coach Steve Anson x1793

Softball

Head Coach Kim Newbern x1797

Men's Basketball

Head Coach Bob Chipman x1355
Assistant Coach Kerry Dickerson x1333

Women's Basketball

Head Coach Ron McHenry x1796
Assistant Coach Reggie Hulbert x1462

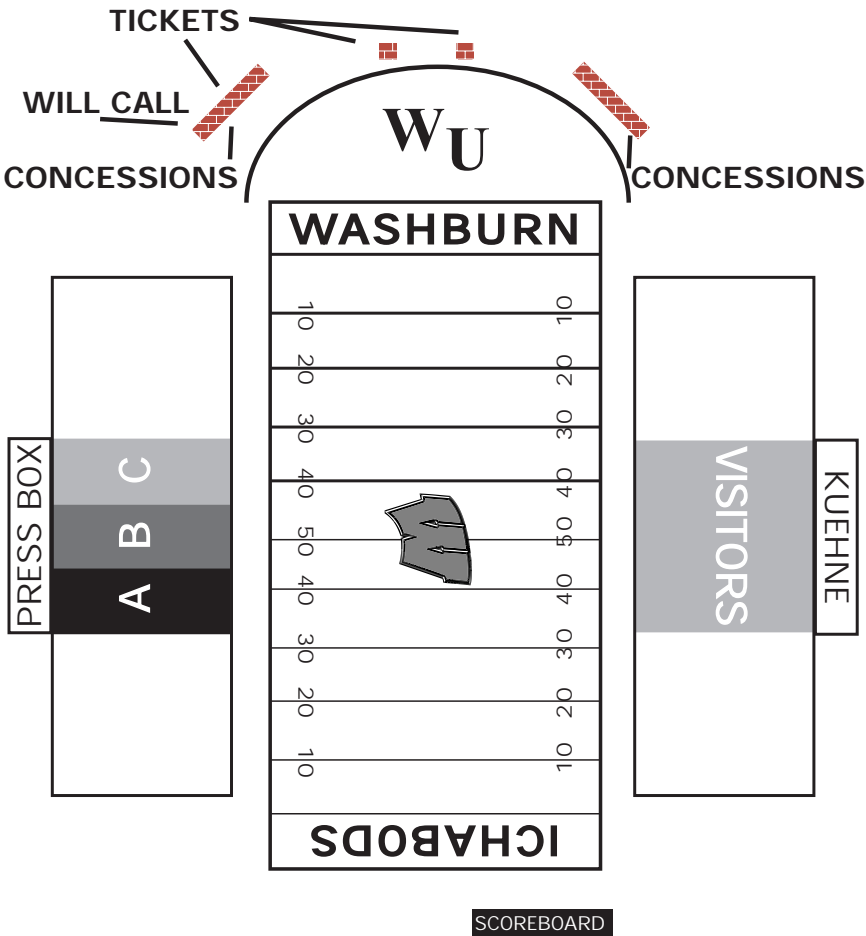
Golf

Head Coach Phil Frost x1764

Men's and Women's Tennis

Head Coach Jennifer Subbert x1757





Moore Bowl has served as the home for Washburn football since its dedication on Sept. 28, 1928 - a 20-12 loss to William Jewel. Throughout its 73-year history, the bowl has been witness to hundreds of high school and college games, long-standing conference rivalries and the tornado of 1966.

Construction of the bowl was part of a \$215,000 athletic project, which also included the addition of Whiting Field House to the Washburn campus. The bowl was built in a natural depression south of Old Thomas Gymnasium and was designed to be similar to the facility at the University of Colorado. By taking advantage of the natural depression, the bowl was constructed in just seven months at a cost of approximately \$30,000. The construction work was under the direction of Cleveland S. Loper, head of the engineering department, with the contract for the excavation given to C.A. Ritchie of Topeka.

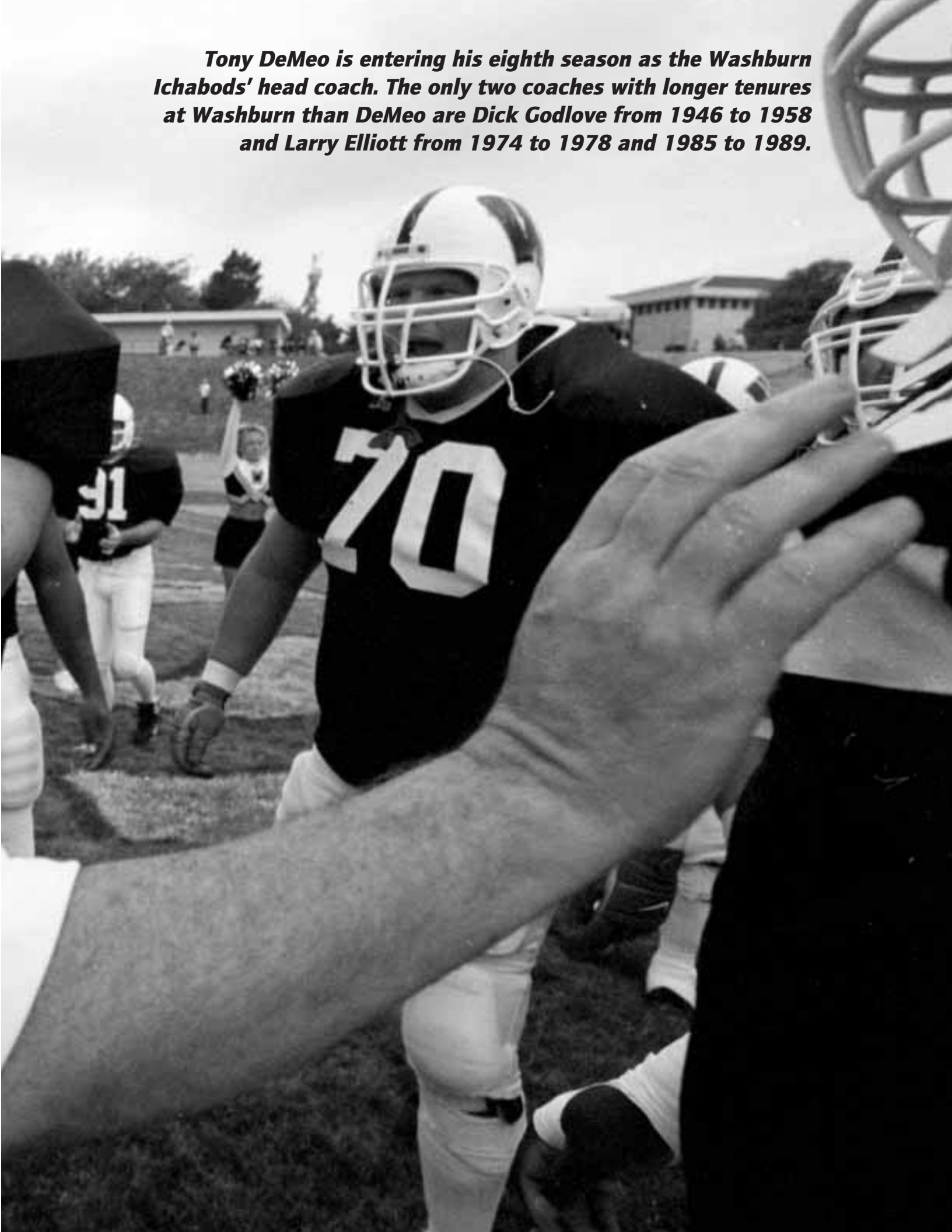
The original design for the horseshoe-shaped bowl (overall size of 400' by 650') called for 15,000 seats – 8,000 in the original construction with the remaining seats to be built along the north end of the horseshoe. Additional seating was not added and the bowl currently has a seating capacity of 7,200. A press box and concessions stands were added to the facility in 1963 but destroyed three years later in the '66 tornado.

The bowl was named in honor of George Godfrey Moore, a Topeka sports enthusiast who had developed a reputation throughout the Midwest as a keen sportsman and friend of Washburn.





Tony DeMeo is entering his eighth season as the Washburn Ichabods' head coach. The only two coaches with longer tenures at Washburn than DeMeo are Dick Godlove from 1946 to 1958 and Larry Elliott from 1974 to 1978 and 1985 to 1989.





Tony DeMeo
Head Coach

CAREER COACHING RECORD

1975	... Iona NY	5-4-1
1976	... Iona NY	5-2-1
1977	... Iona NY	7-0
1978	... Iona NY	5-4
1981	... Mercyhurst PA	4-2-1
1982	... Mercyhurst PA	4-5
1983	... Mercyhurst PA	5-3-1
1984	... Mercyhurst PA	8-1
1985	... Mercyhurst PA	8-2
1986	... Mercyhurst PA	6-4
1987	... Mercyhurst PA	6-4
1994	... Washburn	2-8
1995	... Washburn	4-6
1996	... Washburn	4-6
1997	... Washburn	3-8
1998	... Washburn	4-7
1999	... Washburn	6-5
2000	... Washburn	5-6
18 seasons	... 91-77-4 overall	
7 seasons at Washburn	... 28-46	



DEMEO'S FILE

Alma Mater
Iona College (1971)

Coaching Record
91-77-4 overall
17 seasons

28-46 at Washburn
7 seasons

Publications / Speaking

- Explosive Football with the Multi-Bone Attack (1980, reprinted 1990)
- The Grass Isn't Greener; It's Only AstroTurf (1993)
- 101 Ways To Run The Option (1998)
- Speaker for the Riddell-Ultra Power Coaches Clinics

Personal

He and his wife, Joanne, are the parents of Sara, Annie, Mary Kate and Michelle

Entering his eighth season at the helm of the Ichabods, head coach Tony DeMeo has brought back respectability to the Washburn football program.

DeMeo brought his high-powered offense, a new philosophy and a new attitude to the Ichabods as their new head coach for the 1994 season. Those attributes have, in turn, brought change to the Washburn football program. Those changes have included an offense that has recorded three of the top four rushing seasons, three of the top seven passing seasons and four of the top eight total offensive seasons.

Twice picked in the preseason to finish last in the MIAA, the Ichabods have exceeded expectations each and every year under DeMeo's guidance. After five seasons as an assistant coach at the NCAA Division I level, DeMeo returned to the head coaching ranks when he was named the 36th head Ichabod in Washburn football history in December, 1993.

DeMeo has 26 years of coaching experience, including 18 seasons as a collegiate head coach. His current career record stands at 91-77-4. He began his coaching career as an assistant at Pace University (1973-74) before returning to his alma mater, Iona College, as head coach from 1975 to 1978. While at Iona, DeMeo compiled a 22-10-2 record. He was the only person to both coach and play on an undefeated team at Iona.

For his contributions, DeMeo was inducted

into Iona's Hall of Fame in June of 1997. He left the Gaels' program to serve two seasons as assistant coach at the University of Pennsylvania (1979-80). DeMeo was plucked from the Pennsylvania staff prior to the 1981 season to build from scratch a program at Mercyhurst College. During the next seven seasons, the Lakers posted a 41-21-2 record while DeMeo saw 94 percent of his student-athletes graduate. Mercyhurst was nationally ranked during his final four seasons at the helm and also was among the national statistical leaders in total offense, scoring offense and total defense.

In 1994, DeMeo was honored with the Dr. William P. Garvey Lifetime Achievement Award for a major and significant contribution to Mercyhurst College. Since leaving Mercyhurst, DeMeo has gained experience as an offensive coordinator at Temple University (1988), James Madison University (1990) and Murray State University (1992). He also has logged time as an assistant coach at University of Delaware (1989) and University of Massachusetts (1991).

DeMeo has shared his knowledge of the game in numerous publications. He is author of "Explosive Football with the Multi-Bone Attack" (1990) and has written more than 40 articles for such publications as Scholastic Coach and American Football Coaches Manual. DeMeo is also a member of the AFCA Luncheon Committee.

DeMeo has also written the best-selling



**COACHING
EXPERIENCE**

1973-74

Pace University
Assistant Coach

1975-78

Iona College
(NCAA-III)
• Head Coach
• Coaching Record: 22-10-2
• Conference Champs: '76, '77
• Two-time Conference Coach of the Year: '76, '77

1979-80

University of Pennsylvania
(NCAA-IA)
• Assistant Coach

1981-87

Mercyhurst College
(NCAA-III) • Head Coach
• Coaching Record: 41-21-2
• Started the football program at the NCAA-III level
• Top 20 NCAA-III Ranking: '84, '85, '86, '87
• Coach of the Year: '85
• Director of Athletics ('82-83)

1988

Temple University
(NCAA-IA)
• Offensive Coordinator

1989

University of Delaware
(NCAA-IAA)
• Assistant Coach

1990

James Madison University
(NCAA-IAA)
• Offensive Coordinator

1991

University of Massachusetts
(NCAA-IAA)
• Assistant Coach

1992

Murray State University
(NCAA-IAA)
• Off. Coordinator

1994 - Present

Washburn University
(NCAA-II)
• Head Coach
• Coaching Record: 28-46
• MIAA Tri-Coach of the Year: 1999

DEMEO'S ALL-TIME COACHING RECORD

MIAA Schools

Central Missouri 2-5	Brockport State 3-0	Lincoln 1-0
Emporia State 0-7	Brooklyn 1-3	Madison 1-0
Missouri Southern . . . 3-4	Buffalo State 5-2	Manhatan 4-0
Missouri Western 2-5	Canisus 3-1	Marietta 2-0
Missouri-Rolla 6-1	Capital 0-1	Marist 2-1-1
Northwest Missouri . . 1-6	Concordia 2-0	Niagara 4-0
Pittsburg State 0-7	Dayton 1-3	New York Tech 1-0
Southwest Baptist . . . 6-1	Duquesne 4-2-1	Pace 2-1-1
Truman 1-6	Edinboro 0-2	Salisbury State 0-2
Totals 21-42	Fairfield 1-0	Siena 1-0
	Fairleigh Dickenson . . 3-0	St. Francis 3-0-1
	Fordham 0-2	St. John Fisher 1-0
	Frostburg State 4-2	St. John's 3-1
	Gallaudet 1-0	Villanova 0-2
	Gettysburg 1-1	Waynesburg 0-1
	Glenville State 2-0	West Chester 1-0
	Grove City 2-0	Widener 1-0
	Illinois State 0-1	Wisconsin-LaCrosse . . 2-0
	John Carroll 1-1	Wisconsin-River Falls . 1-0
	Kenyon 0-1	Totals 67-33-4
	King's 1-0	<i>2001 Opponents in Bold</i>

Kansas Schools

Fort Hays State 2-2
McPherson 1-0
Totals 3-2

Other Schools

Alfred 2-2
Augustana 0-1
Brockport 0-1

video series produced by Coaches Choice, "101 Ways to Run the Option."

His most recent book, "The Grass Isn't Greener; It's Only Astroturf," went on sale in November 1994. DeMeo is in the middle of a three-year term on the American Football Coaches Association's Summer Manual Committee. The committee gathers technical articles for the AFCA's annual summer manual.

In addition to being appointed to the AFCA committee, DeMeo also has been named to the NCAA Football Rules Committee. His four-year term on that committee began two seasons ago. The Washburn head coach is one of four NCAA Division II representatives on the 16-man committee. His most recent appointment is on the NCAA Legislative Committee as a Division II representative.

An accomplished speaker, DeMeo has been the featured speaker at more than 400 events, including sports banquets, business seminars, fund raisers, football clinics and service clubs.

His message was spread on a national level when he was a featured speaker for the Glazier Coaches Clinics, a series of instructional coaching seminars conducted nationwide.

On the local level, DeMeo has addressed

more than 65 organizations since arriving in Topeka.

In addition to having brought strong football credentials to his position at Washburn, DeMeo also brought a deep commitment to community involvement. DeMeo has extensive experience in community affairs, charity events and service clubs. DeMeo was also the Grand Marshal of the 1998 Summerfest Parade.

In 1985 he became the first sports figure ever honored as recipient of the Distinguished Service Award from the Pennsylvania Jaycees. Since arriving in Topeka, he has been an active volunteer for the Capper Foundation including being named Honorary Chairperson of the annual Capper Walk. DeMeo has also been active with the Most Pure Heart of Mary Catholic Church and many other organizations.

DeMeo is a native of the Bronx, N.Y. He earned a bachelor's degree in history with a minor in education from Iona in 1971. He has done post-graduate work at City University of New York.

He lives in Topeka with his wife, Joanne, of 27 years, and three of their four daughters: Annie, Mary Kate and Michelle. Oldest daughter Sara graduated from College of the Holy Cross.



B.D. Kennedy



B.D. Kennedy begins his 11th season as Washburn's offensive line coach. He brings experience as a lineman and coach to his position. This spring he added the title of assistant head coach and strength and conditioning coach titles as well.

Kennedy joined the staff in April 1991 after two seasons as offensive line coach at Hutchinson Community College. He also logged time as a graduate assistant at Baylor University and a stu-

dent assistant at Bethany College.

Kennedy was a two-year letterman for Bethany teams that finished in the NAIA top 20 each year. He was voted the outstanding offensive lineman in 1986, an honor he also earned two years at Blanchard High School in Oklahoma. The 1979 Blanchard team posted a 15-0 record and a state championship.

Kennedy earned his bachelor's in health and physical education from Bethany in 1987 and his master's in physical education from Baylor in 1989. Kennedy is married to Katarina Lantz and has a son, Jonathan.

Mike Waldie



Mike Waldie joins the Ichabod staff after serving the past four seasons as defensive coordinator at Bethany College in Lindsborg.

Under Waldie, Bethany ranked second in the NAIA last season, giving up only 8.4 points per game.

The Dallas native spent two years playing baseball at Sam Houston State before an elbow

injury ended his career.

From there, he went to Bethany where he started at

linebacker on two Kansas Collegiate Athletic Conference championship teams in 1993 and 1994. He was also named all-KCAC his senior season and was an NAIA Academic all-America.

After going back to Sam Houston State to earn his bachelor's degree in criminal justice in 1994, Waldie returned to the Swedes as an assistant coach 1995 and then was promoted to special teams coordinator in 1996.

He was named as defensive coordinator before the 1997 season. Waldie is currently working toward earning his master's degree in education from Kansas State.

Waldie is married to Keri and has a son, Brock.

Keita Malloy



Joining the Ichabods for his first season as offensive backs coach will be Keita Malloy. Although he is new to the program, this season marks the second time Malloy and head coach Tony DeMeo will be together on a team.

The last time the two were together, Malloy was a receiver under then offensive backs coach

DeMeo. He also played corner, kick returner, punt returner, and holder. He helped lead the Blue Hens to consecutive

conference championships in 1991 and 1992, and three straight Division 1-AA playoff appearances including a school-best semi-final round showing in 1992.

While playing Arena football for the Massachusetts Marauders, Albany Firebirds, and Houston Thunderbears, Malloy graduated from Delaware in 1995 with a bachelor's in criminal justice.

Malloy joins the Ichabods this season after spending one year at Lafayette College (Pennsylvania) as the receivers coach.

Malloy graduated from Delaware in 1995 with a bachelor's degree in criminal justice.

Jake Hunter



Jake Hunter joins the Ichabod staff as defensive line coach this year after serving as linebackers coach at Northern Colorado last season. Hunter will also take on the special teams' coaching duties at Washburn.

Prior to coaching at UNC, he was the defensive coordinator at William Penn (Iowa) for one year and a graduate assistant defensive line coach at Central Arkansas for one year also.

During the 1996 season, Hunter was the linebacker's coach at Bethany and in 1997 he added special teams coordinator to his responsibilities.

As a player, Hunter was a three-year starter at linebacker for NAIA powerhouse Bethany College, where he earned all-conference honors.

He graduated from Bethany with a bachelor's degree in History and Political Science in 1997 and is currently working toward his master's degree. Hunter is originally from Fort Collins, Colorado.



GRADUATE ASSISTANT

Colby Hensley



Colby Hensley is the only graduate assistant on the Ichabod coaching staff this season.

Hensley was the linebacker's coach at Bethany last season.

Hensley will be a linebacker's coach and film coordinator for the Bods this season.

As a player, Hensley was a four-year play-

er for Bethany and part of two conference championship teams in 1996 and 1999.

His best year came in 1999 when he started at outside linebacker for the national champion Swedes and was named all-conference honorable mention at his position.

Hensley finished up his degree in Biology and Secondary Biology in 2001.

Hensley is a Ford, Kan. native.

STUDENT ASSISTANTS

Chad Dawson



Chad Dawson is in his third year as a student assistant for the Ichabods. His main responsibility is assisting with the defensive line. He also helps with the video coordinating duties. During practices he is the scout team coordinator and defen-

sive coordinator of the freshman defense.

Dawson played in all 11 games as a senior and made 23 tackles. In 1997, he started all 11 games at noseguard, recording 27 tackles and two sacks after transferring from Hutchinson Community College from 1994-96. He was a member of the 1995 Jayhawk Conference Champion Blue Dragons. The Blue Dragon defense would finish the season No. 5 in the national poll and the defense was ranked No. 4 in the nation. Dawson is majoring in history.

Kyle Lovelady



Kyle Lovelady starts his first season on the Ichabods' coaching staff as a student assistant. He will work with the offensive linemen.

Lovelady was a two-year member of the Ichabods before joining the coaching staff.

Lovelady is an Olathe, Kan. native and was a two-time member of the MIAA Commissioner's Academic Honor Roll.

In high school at Olathe South, he was an all-conference lineman and took part in the 1998 Kansas Shrine Bowl. He is majoring in computer information systems.

Kris Stewart



Kris Stewart is in his second season as a student assistant for the Ichabods. Stewart played in six games in 1999 picking off two passes and recording two solo tackles.

Stewart was named an all-district and all-league performer at

South Grand Prairie High. He also played cornerback where he made 99 tackles and had four interceptions as a senior. Stewart also played a forward position in soccer and was the leadoff hitter and center fielder on the baseball team.

Stewart is a junior and is majoring in physical education.

Preston Taylor



Preston Taylor is starting his first season as a student assistant for the Ichabods after a three-year playing career for the Ichabods. Taylor will be assisting with the offensive backs and receivers.

In his playing career, Taylor was a versatile member of the Ichabods

offense last season playing quarterback, running back and wide receiver. As a senior, Taylor passed for a touchdown and had a rushing touchdown. He finished the season with 59 yards passing completing 5 of 13 attempts and one touchdown. He rushed for 115 yards on 22 carries averaging 5.2 per touch.

Taylor is from Medicine Lodge, Kan., and is majoring in physical education.

Ben Weber



Ben Weber is starting his first season as a student assistant after two seasons as a member of the Ichabods.

A Yates Center, Kan. native was a first team all-conference quarterback and an honorable mention all-state selection his senior season. He was an

all-conference pick his junior season at linebacker and running back.

He is majoring in social work.



WASHBURN ASSISTANT COACHES 1962-PRESENT

Danny Ackerman (G.A.) 1997-99
 Bill Bachman 1983-84
 Eric Baker (G.A.) 1998-2000
 Dennis Bean 1974-78
 Duke Benz 1967-68
 Travis Boulware 1985-86
 Dennis Caryl 1985-89
 Mark Clark 1982
 Bill Danenhauer 1985-89
Chad Dawson (S.A.) 1999-pr
 Charlie Dieker 1984
 Dave DiMaggio 1984
 Larry Elliott 1966-73, 1983-84
 Mark Elliott 1985
 Barry Galbraith (S.A.) 1999-2000
 Ray Glaze 1962
 John Harting 1963
 Ron Heck 1964-65
 Keith Herling 1983-84
Jake Hunter 2001-pr

Glenn Jagodzinske 1981-82
 Clay Johnson 1971-77
 Bob Jones 1965
 Jack Keelan 1962
B.D. Kennedy 1991-pr
 Gary Kershner 1964
 Brian Kramer 1985
Keita Malloy 2001-pr
 Marion McDonald 1962-63
 Mike McGraw 1979-81, 1984
 Jerry McMillan 1990
 Dale Neely 1962-63
 Bob Noblitt 1969-70
 David Noblitt 1971-74
 Rance Olison 1983-84
 Dale Perine 1991-2000
 Todd Rundle 1996-97
 Phil Ramsey 1964-65
 Mike Rutherford 1984
 Tim Saylor 1966

Mike Schartz 1998-2000
 Tony Scollieri 1999-2000
 Leon Shelinbarger 1964
 Norman Short 1962-63
 Ralph Smith 1963
 Jim Steele 1985
Kris Stewart (S.A.) 1999-pr
 John Strollo 1983
 Scott Swofford 1979-80
 Terry Szucs 1981-82
Preston Taylor 2001-pr
 Fred Thompson 1964
 Rodger Tiesing 1973
 Max VanLaningham 1978
Mike Waldie 2001-pr
 Steve Walter 1985-93
 Andy Williams 1990-2000
 Kevin Wheeler (S.A.) 1999-2000





Head Coach:
Tony DeMeo

Assistant Coaches:
B.D. Kennedy
Mike Waldie
Jake Hunter
Keita Malloy

Graduate Assistant:
Colby Hensley

Student Assistants:
Chad Dawson
Kris Stewart
Preston Taylor
Kyle Lovelady
Ben Weber

Breakdown By Class:

Seniors	10
Juniors	21
Sophomores	20
Redshirt Freshmen	17
Freshmen	19

Breakdown By State:

Kansas	42
Texas	32
Missouri	5
Oklahoma	2
Arkansas	1
Florida	1
Indiana	1
North Carolina	1
Nebraska	1
Minnesota	1

Team Superlatives:

Tallest	
Brian Wilson	6-7
Derek Young	6-6
Eight who are	6-4

Shortest

Joshua Johnson	5-8
Chris Huelsman	5-8
Patrick Hayes	5-9
Andre Zandevakili	5-9
Darold Smith	5-9
Avery Smith	5-9

Heaviest

Brian Wilson	315
Jarod Nightengale	315
James Kent	310
Anders Grove	305
Nick Smith	300

Lightest

Joe Corcoran	165
Jordan Wrecke	165
Darold Smith	170
Shawn Ruff	170

Biggest Shoe Size

Billy Wolff	15
Seven who wear	14

Smallest Shoe Size

Albert DeLeon	9
Joshua Johnson	9
Mark Jackson	9.5
Joey Todd	9.5
David Tomassi	9.5

Numerical Roster

NO.	NAME	POS	HT	WT	CL	CITY, STATE/PREVIOUS SCHOOL
1	Corey Crain*	HB	6-0	185	JR	Irving, Texas/Nimitz HS
2	Ty Faith	DB	5-11	185	FR	Tulsa, Okla./Barry Hill HS
3	Andre Zandevakili	HB	5-9	185	FRRS	Garland, Texas/Berkner HS
4	Quentin Archie	WR	6-1	190	FRRS	Houston, Texas/North Shore HS
5	Darold Smith	DB	5-9	170	SO	Galveston, Texas/Ball HS
6	Colon McNeal***	WR	6-0	195	SR	Rosenberg, Texas/Lamar Consolidated
7	Cason Lehman	QB	6-1	195	FR	McPherson, Kan./McPherson HS
8	Avery Smith	DB	5-9	175	FR	Newton, Kan./Newton HS
9	Joshua Johnson	RB	5-8	185	SO	Madisonville, Texas/Madisonville HS
10	Jeff Wimpy	DB	6-1	190	JR	Tulsa, Okla./Bethany College
11	Joe Corcoran	DB	6-0	165	FRRS	Lecompton, Kan./Perry-Lecompton HS
12	Dustin Hickel	QB	6-1	205	FRRS	Claflin, Kan./Claflin HS
13	Joe Allison	FB	5-8	200	JR	Leavenworth, Kan./Benedictine College
14	Blake Meyer	DB	6-3	180	FRRS	Hoyt, Kan./Royal Valley HS
15	Garrett Wrecke**	DB	5-11	180	JR	Olathe, Kan./SM West HS
16	Tyler Schuerman*	QB	6-3	215	SO	Riverview, Fla./East Bay HS
17	Kyle Fowler*	DB	6-0	185	JR	Medicine Lodge, Kan./Medicine Lodge HS
18	Jason Bowers	K	6-3	190	FR	Lewisville, Texas/Lewisville HS
19	Jeremy Potts**	DB	6-0	190	SR	Independence, Mo./Truman HS
20	Dustin Cline*	DB	6-0	205	SO	LaCrosse, Kan./University of Wyoming
21	Mark Jackson	DB	6-0	185	FR	Houston, Texas/Stephen F. Austin HS
22	Darryl Humphrey	RB	5-10	205	SO	Needville, Texas/Needville HS
23	Cowan Hopson	DB	6-0	195	SO	Prescott, Ark./Marine Military Academy
24	Ryan Johnson	DB	6-1	180	FR	Richmond, Texas/Steven F. Austin HS
25	Patrick Hayes**	DB	5-9	185	JR	Winfield, Kan./Winfield HS
26	Joey Todd	K	5-11	190	SO	Peculiar, Mo./Raymore-Peculiar HS
27	David Tomassi	DB	5-11	175	JR	Mishawaka, Ind./Ottawa University
28	Al DeLeon	RB	5-10	185	FR	Damon, Texas/Needville HS
29	John Hoytal	LB	6-4	225	FRRS	Topeka, Kan./Hayden HS
30	Rawshawn Bland	FB	5-10	225	FR	Lewisville, Texas/Lewisville HS
33	Brian Peel*	LB	5-10	205	SO	Topeka, Kan./Shawnee Heights HS
34	Cody Snyder**	HB	5-11	205	JR	Auburn, Kan./Washburn Rural HS
35	Chris Simmons*	DB	6-3	205	SO	Lancaster, Texas/Lancaster HS
36	Kipp Connell*	DB	5-11	195	SO	Claflin, Kan./Claflin HS
37	Reggie Jones**	FB	5-11	225	JR	DeSoto, Texas/DeSoto HS
39	Matt Gant	WR	6-0	180	SR	Manhattan, Kan./Council Grove HS
40	Nick Labin	LB	6-1	185	FR	Topeka, Kan./Seaman HS
41	Ray Glaze	WR	5-10	195	FRRS	Topeka, Kan./Washburn Rural HS
42	Travis Smith*	FB	6-1	235	SO	Tivy, Texas./Tivy HS
43	Kip Kraisinger	FB	6-0	205	FRRS	Claflin, Kan./Claflin HS
44	Jonathan Mayes**	LB	5-11	230	JR	Carbondale, Kan./Santa Fe Trail HS
45	Chris Huelsman	HB/K	5-8	185	SO	Wichita, Kan./Western State (Colo.)
46	Dan Wilson***	LB	6-0	235	SR	Topeka, Kan./Hayden HS
47	Eric Roth*	P	6-3	200	JR	Paxico, Kan./Alma-Wabaunsee HS
48	Steven Terrell	LB	6-1	215	FR	Sugarland, Texas/Stephen F. Austin HS
49	Clayton Otwell*	LB	6-2	220	SO	Onaga, Kan./Onaga HS
50	Jason Ross*	LB	6-1	220	SO	Silver Lake, Kan./Silver Lake HS
51	Jacob Barth*	DE	6-2	225	FRRS	Manhattan, Kan./Manhattan HS
52	Kevin Pierce	OL	6-3	265	JR	Topeka, Kan./Butler County CC
53	Ryan Huske***	LB	5-11	230	SR	Silver Lake, Kan./Silver Lake HS
54	Tim Watts*	OL	6-4	285	SO	Topeka, Kan./Hayden HS
55	Matt Durler	DL	6-4	265	FRRS	Dodge City, Kan./Dodge City HS
56	Billy Wolff***	OL	6-0	265	SR	Manhattan, Kan./Manhattan HS
57	Ben Thurshy	OL/DL	6-1	270	FR	Auburn, Neb./Humboldt HS
58	Rayon Boyd	DE	6-1	250	JR	Topeka, Kan./Independence CC
59	Mike Schroeger	DE	6-2	230	FR	Shawnee, Kan./Shawnee Mission NW HS
60	Zeb Nelson*	LB	6-0	205	SR	Frankfort, Kan./Highland CC
62	Jermaine Smith**	OL	6-1	285	JR	Kansas City, Mo./Raytown South HS
63	Jarod Nightengale	OL	6-2	315	JR	Galva, Kan./Garden City CC
64	Kevin Coffman*	OL	5-10	300	JR	Richmond, Texas/Lamar HS
69	Chad Gordon**	DT	6-4	250	JR	Independence, Mo./Truman HS
70	Anders Grove***	OL	6-3	305	SR	Grand Prairie, Texas/S. Grand Prairie HS

NO.	NAME	POS	HT	WT	CL	CITY, STATE/PREVIOUS SCHOOL
71	Adam Toby	DT	6-1	255	FRRS	Centralia, Kan./Centralia HS
72	Nick Smith	OL	6-4	300	FRRS	Allen, Texas/Allen HS
73	Brian Wilson*	OL	6-7	315	SO	DeSoto, Texas/Desoto HS
74	James Kent	OL	6-0	310	FRRS	Topeka, Kan./Hayden HS
75	Blake Ray	OL	6-4	240	FR	Allen, Texas/Allen HS
76	Bret Taylor	DE	6-2	230	FR	Lewisville, Texas/Lewisville HS
77	Gerrad Hall	OL	6-4	285	FRRS	Topeka, Kan./Highland Park HS
78	Eric Tatum*	OL	6-0	285	SO	Lancaster, Texas/Lancaster HS
80	Zac Nally*	WR	6-2	190	JR	Parsons, Kan./Parsons HS
81	Jason Stanhope	DL	5-11	225	FRRS	Topeka, Kan./Hayden HS
82	Joshua Morgan	WR	6-1	175	SO	Ashville, N.C./A.C. Reynolds HS
84	DaWight Benning	WR	6-1	190	JR	Houston, Texas/University of Oklahoma
85	Jarod Easterberg	WR	6-2	185	FR	Plainville, Texas/Plainville HS
86	J.R. Phillips	DB	5-11	175	FR	Wichita, Kan./Wichita West HS
87	Jordan Wrecke	WR	6-0	165	FR	Olathe, Kan./Shawnee Mission West HS
88	Chris Whittle***	WR	6-1	200	SR	Garland, Texas/Berkner HS
89	Shawn Ruff	WR	5-11	170	FR	Derby, Kan./Derby HS
90	Derek Young**	DE	6-6	250	JR	Kansas City, Mo./Raytown HS
91	Bryce Kelly	DT	6-2	270	FRRS	Flowermound, Texas/University of Tulsa
93	Larry Schembri	LB	6-1	220	FRRS	Flower Mound, Texas/Marcus HS
94	Todd Harris***	TE	6-4	265	SR	Brooklyn Park, Minn./South Dakota St
95	Leonard Army	DT	6-2	280	FR	Houston, Texas/Eisenhowser HS
96	Eric Taylor*	DE	6-1	240	SO	Richardson, Texas/Berkner HS
98	Rolly Gonzales**	DT	6-2	270	JR	Harlingen, Texas/Harlingen HS
99	Michael Kitchner	DT	6-0	285	SO	Sugar Land, Texas/Stephen F. Austin HS

*= No. of letters earned

In-Season Birthdays:	
September	.date/year
Andre Zandevakili	2/81
Rayond Boyd	5/78
Joshua Johnson	7/80
Darryl Humphrey	10/81
Reggie Jones	17/79
Zac Nally	18/79
Kipp Connell	19/80
Cason Lehman	19/82
Colon McNeal	21/78
Kip Kraisinger	22/81
Bret Taylor	22/82
Jason Bowers	23/82
Brian Peel	25/80
Gerrad Hall	25/81
Kyle Fowler	29/79
October	.date/year
Cowin Hopson	1/78
Quentin Archie	2/80
Joe Corcoran	3/81
Dustin Hickel	5/81
Ryan Huske	7/78
John Hoytal	8/81
Jordan Wrecke	17/82
Jeremy Potts	26/78
Adam Toby	27/81
Dustin Cline	29/80
November	.date/year
Anders Grove	3/78

roster as of June 21

Alphabetical Roster

13 Joe Allison	98 Rolly Gonzales	6 Colon McNeal	62 Jermaine Smith.
4 Quentin Archie	70 Anders Grove	14 Blake Meyer	72 Nick Smith
95 Leonard Army	77 Gerrad Hall	82 Joshua Morgan	42 Travis Smith
51 Jacob Barth	94 Todd Harris	80 Zac Nally	81 Jason Stanhope
84 Dawight Benning	25 Patrick Hayes	60 Zeb Nelson	78 Eric Tatum
30 Rawshawn Bland	12 Dustin Hickel	63 Jarod Nightengale	76 Bret Taylor
18 Jason Bowers	23 Cowan Hopson	49 Clayton Otwell	96 Eric Taylor
58 Rayon Boyd	29 John Hoytal	33 Brian Peel	48 Steven Terrell
64 Kevin Coffman	45 Chris Huelsman	52 Kevin Pierce	57 Ben Thurshy
36 Kipp Connell	22 Darryl Humphrey	86 J.R. Phillips	71 Adam Toby
11 Joe Corcoran	53 Ryan Huske	19 Jeremy Potts	26 Joey Todd
20 Dustin Cline	21 Mark Jackson	75 Blake Ray	27 David Tomassi
1 Corey Crain	9 Joshua Johnson	50 Jason Ross	54 Tim Watts
28 Al DeLeon	24 Ryan Johnson	47 Eric Roth	88 Chris Whittle
55 Matt Durler	37 Reggie Jones	89 Shawn Ruff	73 Brian Wilson
85 Jarod Easterberg	91 Bryce Kelly	93 Larry Schembri	46 Dan Wilson
2 Ty Faith	74 James Kent	59 Mike Schroeger	10 Jeff Wimpy
31 Matt Federle	99 Michael Kitchner	16 Tyler Schuerman	56 Billy Wolff
17 Kyle Fowler	43 Kip Kraisinger	35 Chris Simmons	15 Garrett Wrecke
39 Matt Gant	40 Nick Labin	34 Cody Snyder	87 Jordan Wrecke
41 Ray Glaze	7 Cason Lehman	8 Avery Smith	90 Derek Young
69 Chad Gordon	44 Jonathan Mayes	5 Darold Smith	3 Andre Zandevakili

Pronunciation Guide

Kipp Connell	CAH-Nell	Mike Schroeger	SCHRAY-ger
Joe Corcoran	CORK-or-an	David Tomassi	tow-MAS-i
Kip Kraisinger	KRAY-singer	Garrett Wrecke	WRECK-ee
Colon McNeal	Cologne	Andre Zandevakili	zan-DEV-a-key-lee
Larry Schembri	SKIM-bri		

The other returning starter is senior Anders Grove. This is Grove's third season starting at right guard.

Joining the offensive line starters this season will be senior Billy Wolff at center and sophomore Tim Watts. Wolff did see some action last season at center. Watts saw action as well at the right tackle spot. Also battling for playing time in the trenches will be sophomores Brian Wilson, Eric Tatum and red-shirt freshman Gerrad Hall.

The offensive line improved its sacks allowed total from 55 in 2000 to 13 in the 2001 season.

The Defense

On defense, a theme song could be "Times, they are a changing." After last season's defense finished sixth in the MIAA allowing 351 yards per game and 28 points per game, the Ichabod defense is undergoing a face lift. The new-look defense will feature a 4-2 look with an aggressive attacking defense.

"This is where I expect to see the biggest changes on the team," DeMeo said. "The staff changes have been beneficial in the spring implementing the new defense and the team has really picked up the new schemes."

"This is going to be a more aggressive and attack-oriented defense and they need to improve for us to make a jump to the top of the MIAA standings. The saying is true that defense wins championships."

New defensive coordinator Mike Waldie led the Bethany defense to a second place NAIA ranking and a stingy scoring defense that allowed 8.4 points per game.

No stranger to the defense is linebackers and defensive line coach Jake Hunter who played for Waldie at Bethany.

The Ichabods did lose five starters in the defense and are young with only one senior starter. But the six returning players for the Ichabods did gain experience and playing time.

"We have better athletes on the field on defense at this time of the season than what we had at the same time last year," DeMeo said. "They may be younger, but they are more athletic."

Defensive Line

The Ichabod front four have three starters and a fourth who saw plenty of action on the line.

Leading the defensive attack up front is second team all-MIAA pick, sophomore Eric Taylor. Taylor heads back to the rush end position for the Ichabods. Taylor finished third in the conference with six sacks and second with three forced fumbles. He also led the Ichabods with 11 tackles for loss for 57 yards. DeMeo said Taylor is ready to be one of the best linemen in the MIAA.

Next to him is junior nose guard Rolly Gonzales. Gonzales recorded 14 tackles and three sacks clogging up the center of the line. At tackle will be sophomore Michael Kitchner. Kitchner recorded 28 tackles and two sacks.

"Rolly and Michael are two of the premier interior linemen in the conference," DeMeo said.

Moving from the inside of the defensive line to the left outside position is junior Chad Gordon. Gordon recorded 25 tackles and six for loss on the inside at nose guard.

"Gordon can play both inside and outside using his quickness and strength," DeMeo said.

Backing up the front four will be junior Derek Young and redshirt freshmen Matt Durler and Jacob Barth. Young started at left end last season and tallied 24 tackles including nine for 39 loss yards.

"Our depth at the defensive line will allow us to rotate players in and out," DeMeo said.

Linebackers

The Ichabods will have three new starters at linebacker. Sophomores Dustin Cline and Jason Ross will be starting at the outside spots while red-shirt freshman Larry Schembri will man the middle.

"Our linebackers have been shuffled with the introduction of the new position," DeMeo said. "We have runners and hitters at the linebacker positions with a nice mix of veterans and youth."



Cline is making a switch from defensive back to the new 'Bod Backer position on the strong side. Pushing for playing time in the middle will be senior Dan Wilson, who is coming off an ACL injury suffered against Truman in the 10th game of the season.

Also pushing for playing time at linebacker will be seniors Ryan Huske and Zeb Nelson, junior Jonathan Mayes, sophomore Brian Peel and redshirt freshman John Hoytal.

Huske recorded 52 tackles on the team at strong side linebacker and Nelson gained three tackles playing both linebacker and on special teams. Mayes gained some experience last season as well totaling seven tackles and Peel chalked up eight stops.

Secondary

The secondary returns two starters deep at the two safety positions in sophomore Chris Simmons and senior Jeremy Potts and two new starters on the corner in junior Patrick Hayes and Garrett Wrecke.

Potts and Simmons were second and third on the team in tackles respectively pulling down 65 and 63 stops a piece. Potts is the only senior starter in the lineup and has recorded 188 tackles in his career needing only four more to move into sixth on the all-time tackles chart.

"Potts is the quarterback on defense," DeMeo said. "This is his fourth season starting at safety and he wants to finish his career on a great note."

On the corners, both Hayes and Wrecke gained experience with Hayes pulling in an interception and 36 tackles tying the team high with five pass break-ups. Wrecke had 12 tackles and three pass break-ups. He also picked up a Pittsburg State fumble and returned it 51 yards for a touchdown.

Backing up the secondary will be junior safety Kyle Fowler, cornerbacks, sophomore Darrold Smith and redshirt freshmen Joe Corcoran and strong safety Blake Meyer.

Fowler recorded 22 tackles last season and Smith had five pass break-ups in his first season of action.

Special Teams

The Ichabods special teams units are undergoing not only a personnel change, but a philosophy change as Hunter takes over the reigns. For the first time in recent history, starters on offense and defense will have more opportunities to play on return and kickoff teams.

"Hunter has full reign on who he wants to use on special teams and that has improved our level of athlete on the field," DeMeo said.

The kicking duties are up for grabs and are wide open according to DeMeo with the graduation of Chad Todd. But there is still a Todd looking to continue the level of kicking - younger brother Joey, who is yet to kick for the Ichabods. However, he will be pushed by incoming freshman Jason Bowers and transfer Chris Huelsman.

Bowers was a first team all-district kicker and also handled the punting duties. He has a booming leg and kicked a 56-yard field goal twice setting a new school record.

Huelsman kicked for Western State and hit 4 of 6 field goal attempts and 24 of 26 point after touchdown attempts.

The punting chores will be manned by junior Eric Roth. Roth averaged 34.2 yards per punt as a sophomore.

The return teams look to be solid as last season with all the ball carriers back another season. The punt team finished 46th in the nation and the kick-off return team came in 41st in the country.

Hayes, Humphrey and Johnson will all see time returning in both situations and McNeal might see time as he did his freshman and sophomore seasons as well.

Final Thoughts

The Ichabods are a team that is young on defense and experienced on the offense. There are questions to be answered after the 2000 season fell short of expectations coming off their first winning season in 12 years.

A tough battle as always looms ahead with the MIAA slate. But the Ichabods are ready to get after it and improve and make an impact in the league.



4 QUENTIN ARCHIE

**6-1 • 175 • REDSHIRT FRESHMAN • WR
HOUSTON, TEXAS • NORTH SHORE HS**



DeMeo's Viewpoint: "An excellent wideout with good hands and speed. A physical downfield blocker who had a good spring."

2000: Sat out the season as a redshirt.

Background: Was named team MVP at North Shore High. Runs a 4.5-40.

Personal: Born Oct. 2, 1980. Son of Taylor and Bernadette Archie. Undecided on major.

51 JACOB BARTH

**6-2 • 225 • SOPHOMORE • DE
MANHATTAN, KAN. • MANHATTAN HS**



DeMeo's Viewpoint: "Had a good spring. Will contribute on special teams and on the defensive line."

At Washburn: Will add depth to special teams and defensive line.

2000: Saw action in five games collecting four solo tackles and one assist. Also recorded a sack and two tackles for loss.

1999: Sat out the season as a redshirt.

Background: Was captain of the Manhattan football team and a two-time letterman in football and basketball and earned a single letter in track. Was a member of the honor roll as well.

Personal: Born Feb. 16, 1980. Son of Tom and Sandy Barth. Majoring in history with a teaching emphasis.

• *Barth at Washburn* •

Tackles	UT	AT	Tot	PBU	TFL	S/YL	FF	FR	INT
2000	4	1	5	1	2/8	1/6	0	0	0
Totals	4	1	5	1	2/8	1/6	0	0	0

58 RAYON BOYD

**6-1 • 250 • JUNIOR • DL
TOPEKA, KAN. • INDEPENDENCE CC**



DeMeo's Viewpoint: "Has lots of potential with good speed and strength."

Background: Transferred to Washburn from Independence Community College after playing at Topeka West High School.

Personal: Born Sept. 5, 1978. Son of Melvin and Pamela Boyd. Majoring in criminal justice.

20 DUSTIN CLINE

**6-0 • 205 • SOPHOMORE • LB
LACROSSE, KAN. • WYOMING**



DeMeo's Viewpoint: "Had a great spring moving from inside to outside linebacker. Has excelled with new defense."

At Washburn: Enters the fall as the No. 1 Bod Backer.

2000: Appeared in eight games recording six solo tackles and one assist. Also tallied a sack and a tackle for loss.

1999: Sat out the season as a redshirt at the University of Wyoming.

Background: Rushed for 1,400 yards his junior season at LaCrosse High and 1,300 in six games as a senior. Was named all-state after junior year and intercepted seven passes in six games receiving all-state honors as a defensive back his senior season. A Shrine Bowl participant.

Personal: Born Oct. 29, 1980. Son of Terry Cline and Belinda Blazing. Majoring in business management.

• *Cline at Washburn* •

Tackles	UT	AT	Tot	PBU	TFL	S/YL	FF	FR	INT
2000	6	1	7	0	1/12	1/12	0	0	0
Totals	6	1	7	0	1/12	1/12	0	0	0

64 KEVIN COFFMAN

**5-10 • 300 • JUNIOR • OL
RICHMOND, TEXAS
LAMAR CONSOLIDATED HS**



DeMeo's Viewpoint: "Had a good spring. Gets off the ball real well. Powerful on the inside of the line who has improved his pass blocking."

At Washburn: Slated as the starter at left guard for the second straight season.

2000: Started all 11 games for the Ichabods anchoring the left side of the line that improved its sacks allowed from 55 to 13 from the previous season and set a new school record for total offense in a season.

1999: Appeared in three games.

1998: Sat out the year as a redshirt.

Background: Started his career at Tyler Junior College in Texas. A 1997 graduate at Lamar Consolidated High where he played guard and defensive tackle.

Personal: Born on April 9, 1979. Son of Willie Hayes and Betty Jean Coffman. Majoring in computer information systems.

11 JOE CORCORAN

**6-0 • 165 • REDSHIRT FRESHMAN • DB
LAWRENCE, KAN. • PERRY LECOMPTON HS**



DeMeo's Viewpoint: "Made the switch to DB. A big hitter who will contribute in the defensive secondary and on special teams."

2000: Sat out the season as a redshirt.

Background: Was a three-sport athlete in football, wrestling and track. An all-state class 4A selection as a defensive back. Finished third in state in wrestling. In football, was all-league three seasons. Rushed for 1,533 yards on 190 carries (8.1 avg) leading team with 67 solo stops. Was named all-state senior season and honorable mention after junior year.

Personal: Born Oct. 3, 1981. Son of Gary and Debbie Corcoran. Majoring in business.



36 KIPP CONNELL

5-11 • 195 • SOPHOMORE • DB
CLAFLIN, KAN. • CLAFLIN HS



DeMeo's Viewpoint: "Sat out the spring with injury. Will be back in the fall. An excellent special teams player and at the safety spot."

At Washburn: Will play in the defensive backfield and special teams.

2000: Appeared in nine games recording five solo and two assisted tackles, including one for a loss.


1999: Sat out the season as a redshirt.

Background: Named to all-league team all four years, earning Player of the Year honors in 1998. Most Valuable Offensive Player Class 2-1A. Named to the all-state team in both the *Topeka Capital Journal* and *Wichita Eagle*. Rated top 11 in state of Kansas. Team captain on state championship team. Holds Kansas single game (488 yards), single season rushing records (3,382 yards) and tied DeAngelo Evans' record with 50 touchdowns as a senior.

Personal: Born on Sept. 19, 1980. Son of Mark and Kim Connell. Undecided on major.

• *Connell at Washburn* •

Tackles	UT	AT	Tot	PBU	TFL	S/YL	FF	FR	INT
2000	5	2	7	0	1	0/0	0	0	0
Totals	5	2	7	0	1	0/0	0	0	0



Junior Corey Crain steps around a Truman defender for extra yardage. Crain averaged a team-high 6.7 yards per carry in 2000.

1 COREY CRAIN

6-0 • 185 • JUNIOR • HB
IRVING, TEXAS • NIMITZ HS



DeMeo's Viewpoint: "Has blazing speed and has improved his pass catching and pass blocking. A big play guy."

At Washburn: An excellent returner, will see time with return units on special teams and at halfback.

2000: Finished fourth on the team with 261 yards rushing with three touchdowns on 39 carries averaging 6.7 per attempt starting all 11 games. Caught 11 passes out of the backfield for 114 yards and two touchdowns. On special teams he averaged 18.6 yards a kickoff return.

1999: Ichabods' fourth leading rusher with 234 yards on 24 carries averaging 9.8 per carry. Recorded a 66-yard touchdown run in season opener against Wisconsin-LaCrosse and returned a kickoff 97 yards for a touchdown against Missouri Southern. It was the second longest return in school history. Also had three receptions for 37 yards.

1998: Sat out the season as a redshirt.

Background: First team all-district tailback at Nimitz High under head coach Mike Farda. Rushed for 1,250 yards as a senior. Also was a second team all-district cornerback. Ran a 10.6 100-meter dash as a senior.

Personal: Born May 11, 1979. Son of Richard Crain and Marylyn Crain. Majoring in corrections.

• *Crain at Washburn* •

Rushing / Receiving

Rush	No.	Yds	Avg	TD	Long	Rec	Yds	Avg	TD	Long
1999	24	235	9.8	2	66	3	37	3.7	0	25
2000	39	261	6.7	3	22	11	114	10.4	2	27
Totals	63	496	7.9	5	66	14	151	10.8	2	27

Kick-off / Punt Returns

	KOR	Yds	Avg	Long	TD	PR	Yds	Avg	Long	TD
1999	10	325	32.5	97	1	0	0	0	0	0
2000	10	186	18.6	44	0	0	0	0	0	0
Totals	20	511	25.6	97	1	0	0	0	0	0

55 MATT DURLER

6-4 • 265 • REDSHIRT FRESHMAN • DT
DODGE CITY, KAN. • DODGE CITY HS



DeMeo's Viewpoint: "Had a great spring and has really come on at defensive tackle. Has gotten bigger and stronger since last fall."

2000: Sat out the season as a redshirt.

Background: Recorded 92 tackles including 49 solos and 22 for loss with 29 quarterback hits and six sacks en route to being named all-conference and honorable mention all-state.

Finished third in state wrestling as a senior and was named all conference.

Personal: Born on Jan. 5, 1982. Son of Dale and Barbra Duler. Majoring in business.

17 KYLE FOWLER

6-0 • 185 • JUNIOR • DB
MEDICINE LODGE, KAN.
MEDICINE LODGE HS



DeMeo's Viewpoint: "Did well learning new defense. A great hitter with a solid nose for the ball."

At Washburn: Slated as the starting right cornerback entering the season.

2000: Recorded 22 tackles including 15 solo stops. Also named to the MIAA Commissioner's Academic Honor Roll.

1999: Recorded five total tackles, with four solo stops.

1998: Sat out the season as a redshirt.

Background: A two-time all-Central Plains League football performer at Medicine Lodge High under head coach Buddy Taylor. Also was a guard on the 1997 state championship basketball team. As a second baseman, helped the baseball team to a fourth place state finish.

Personal: Born Sept. 29, 1979. Son of Jeff and Nola Fowler. Majoring in history.

• *Fowler at Washburn* •

Tackles	UT	AT	Tot	PBU	TFL	S/YL	FF	FR	INT
1999	4	1	5	0	0/0	0/0	0	0	0
2000	15	7	22	0	0/0	0/0	0	0	0
Totals	19	8	27	0	0/0	0/0	0	0	0

39 MATT GANT

6-0 • 180 • SENIOR • WR
MANHATTAN, KAN. • COUNCIL GROVE HS



DeMeo's Viewpoint: "A solid receiver that will add depth to our receivers."

2000: Sat out the season as a redshirt.

Background: Was conference long jump champion and a first team all-conference defensive back at Council Grove High School. Also played in the Flint Hill Optimist Basketball all-star game.

Personal: Born Aug. 21, 1974. Son of Doug Gant and Nancy Carr. Majoring in communications.

Junior Chad Gordon wraps up a quarterback sack on homecoming last season. The Ichabods tied for the MIAA lead in sacks during the 2000 season.



41 RAY GLAZE

5-10 • 195 • REDSHIRT FRESHMAN • WR
TOPEKA, KAN. • WASHBURN RURAL HS



DeMeo's Viewpoint: "An excellent pass route runner with sure hands. Will add depth to our wide receiver position."

2000: Sat out the season as a redshirt.

Background: Averaged 93 yards per game receiving to lead the city. Was named first team all-city, second team all-league and honorable mention all-state. He was honorable mention

all-city and league following his junior season. Had 75 receptions for 1,025 yards and seven touchdowns in prep career.

Personal: Born April 16, 1981. Son of Ray and Brenda Glaze. Undecided on major.

98 ROLLY GONZALES

6-2 • 270 • JUNIOR • NG
HARLINGEN, TEXAS • HARLINGEN HS



DeMeo's Viewpoint: "Emerged as a team leader in the spring on defense. Has improved his run defense and a strong pass rusher."

At Washburn: Starting his second season on the defensive line at nose guard.

2000: Played in all 11 games tallying 14 tackles with eight solo stops. Also recorded four tackles for 27 yards in loss and three sacks with a pass break-up.

1999: Appeared in 10 games with 10 tackles including one for a six-yard loss.

1998: Sat out the season as a redshirt.

Background: Named second team Associated Press and Sports Writers' all-state as a senior at Harlingen High under head coach Bret Boyd. Selected the district defensive most valuable player. Named all-Valley League.

Personal: Born on Dec. 2, 1979. Son of Paula and the late Alonzo Gonzales. Majoring in physical education.

• *Gonzales at Washburn* •

Tackles	UT	AT	Tot	PBU	TFL	S/YL	FF	FR	INT
1999	4	6	10	0	1/6	0/0	0	0	0
2000	8	6	14	1	4/27	3/26	0	0	0
Totals	12	12	24	1	5/33	3/26	0	0	0

69 CHAD GORDON

6-4 • 250 • JUNIOR • DE
INDEPENDENCE, MO. • TRUMAN HS



DeMeo's Viewpoint: "Made switch to defensive end in spring and adjusted well. Has good quickness and strength. Could play inside defensive line too."

At Washburn: Is moving from the interior defensive line to the outside.

2000: Finished the season with 25 tackles with 13 solo stops. Tallied six tackles for loss

for 16 yards and one sack.

1999: Recorded 18 total tackles including five for loss of 15 yards.

1998: Sat out the season as a redshirt.
Background: Named all-state as an defensive lineman for Truman High under head coach Tom Kivett. Also named all-metro, all-conference and all-area.
Personal: Born June 16, 1979. Son of Tod and Theresa Gordon. Majoring in law enforcement.
 • *Gordon at Washburn* •

Tackles	UT	AT	Tot	PBU	TFL	S/YL	FF	FR	INT
1999	10	8	18	0	5/15	0/0	0	0	0
2000	11	12	25	0	6/16	1/5	0	0	0
Totals	21	20	43		011/31	1/5	0	0	0

70 ANDERS GROVE
 6-3 • 305 • SENIOR • OL
 GRAND PRAIRIE, TEXAS
 SOUTH GRAND PRAIRIE HS



DeMeo's Viewpoint: "Emerged as a leader on the offensive line. An outstanding run and pass blocker. Returning for his third year as starter on the line."
At Washburn: A physically strong offensive lineman, who will start on the offensive line again this season.
2000: Started all 11 games for the Ichabods

anchoring the right side of the line that improved its sacks allowed from 55 to 13 from the previous season and set a new school record for total offense in a season.
1999: Started at right guard for an offensive line that was third in the MIAA in total offense and second in pass offense.
1998: Saw action on the offensive line and on special teams.
1997: Sat out the season as a redshirt.
Background: All-district offensive lineman from Grand Prairie High outside of Dallas. Three-time state wrestling qualifier and district champion. Member of the Honor Society and senior class



Junior Patrick Hayes goes up for a field goal block against Southwest Baptist on Homecoming. Hayes led the Ichabods in kick and punt returns and finished 30th in the nation in kick returns and 47th in punt returns.

president.
Personal: Born Nov. 3, 1978. Son of Robert Grove and Anna West. Majoring in finance.

77 GERRAD HALL
 6-4 • 285 • REDSHIRT FRESHMAN • OL
 TOPEKA, KAN. • HIGHLAND PARK HS



DeMeo's Viewpoint: "A big strong lineman who can play center or guard. Has excellent quickness and a solid run and pass blocker."
Background: Received first and second team all-league, first team all-city and honorable mention all-state. A member of the academic honor roll.
Personal: Born on Sept. 25, 1981. Son of Steven and Natalie Hall. Majoring in business.

94 TODD HARRIS
 6-4 • 265 • SENIOR • TE
 BROOKLYN PARK, MINN.
 SOUTH DAKOTA STATE



DeMeo's Viewpoint: "An excellent run blocker and solid receiver. Gives us versatility at the tight end position."
At Washburn: Returns for his fourth season at tight end for the Ichabods.
2000: Played in all 11 games for the Ichabods collecting three receptions for 25 yards. Also had a two-point after touchdown catch.

1999: Grabbed two passes for 27 yards including a 25-yard reception against Missouri-Rolla.
1998: Caught one pass for seven yards.
Background: A transfer from South Dakota State University. Played tight end for the Jackrabbits. Lettered in three sports at Totino-Grace High in Brooklyn Park, Minn. Was an all-conference selection.
Personal: Born Dec. 21, 1978. Son of Melvin and Donna Harris. Majoring in mass media.
 • *Harris at Washburn* •

Receiving	No.	Yds	Avg	TD	Long
1998	1	8	8	0	8
1999	2	27	13.5	0	25
2000	3	25	8.3	0	11
Totals	6	60	10.0	0	25

25 PATRICK HAYES
 5-9 • 185 • JUNIOR • DB
 WINFIELD, KAN. • WINFIELD HS



DeMeo's Viewpoint: "An outstanding defensive back and special teams member. Had a great spring at cornerback who will see time on special teams as well."
At Washburn: Slated as the starting left cornerback after switching from offense to defense before sophomore season.
2000: A team leader on special teams had 23 punt returns for 237 yards and 22 kick returns

for 545 yards. Also recorded an interception on defense. Second on the team in all-purpose yards with 71.2 per game. Recorded 36 tackles including 24 solo stops and one tackle for loss. Also named to the MIAA Commissioner's Academic Honor Roll.
1999: Made impact on special teams returning punts and kick-offs. Averaged 16.4 yards a kick return. Had 27 yards in seven carries and one reception for five yards.
1998: Sat out the season as a redshirt.
Background: Named first team all-class 5A as a senior at Winfield High under head coach Don Deaton. Also named first team all-Ark Valley League after rushing for 1,319 yards and 11 touchdowns as a senior. Was the state Class 5A wrestling champion.
Personal: Born Dec. 7, 1979. Son of Jim and Kris Hayes-York. Majoring in physical education.
 • *Hayes at Washburn* •

Tackles	UT	AT	Tot	PBU	TFL	S/YL	FF	FR	INT
2000	24	12	36	5	1/8	0/0	0	0	0
Totals	24	12	36	5	1/8	0/0	0	0	0

Kickoff / Punt Returns	KOR	Yds	Avg	Long	TD	PR	Yds	Avg	Long	TD
1999	5	82	16.4	21	0	2	3	1.5	7	0
2000	22	545	24.8	53	0	23	237	10.3	48	0
Totals	27	627	23.2	53	0	25	240	9.6	48	0

12 DUSTIN HICKEL
 6-1 • 205 • REDSHIRT FRESHMAN • QB
 CLAFLIN, KAN. • CLAFLIN HS



DeMeo's Viewpoint: "Really came on during spring learning the offense. Has a live arm giving us depth at quarterback. A tremendous amount of improvement in one year."
2000: Sat out the season as a redshirt.
Background: Was on three state football championship teams at Claflin. Rushed 86 times for 718 yards and 15 touchdowns, threw for 563 yards and seven touchdowns. Also compiled 270 yards in punt returns and one touchdown. Picked off seven passes and recorded 83 career tackles. Was named all-league quarterback, defensive back and kick returner. Named all-area quarterback, all-state 2-1A honorable mention quarterback and defensive back. A member of the National Honor Society.
Personal: Born on Oct. 5, 1981. Son of Doug and Karen Hickel. Undecided on major.

29 JOHN HOYTAL
 6-4 • 225 • REDSHIRT FRESHMAN • LB
 TOPEKA, KAN. • HAYDEN HS



DeMeo's Viewpoint: "Switched to linebacker and looked very good. Has excellent speed and athletic ability. Will compete for playing time at linebacker and on special teams."
2000: Sat out the season as a redshirt.
Background: Received all-city, all-league and honorable mention all-state honors and was named Hayden's special teams player of the

year.

Personal: Born Oct. 8, 1981. Son of Joe and Janice Hoytal. Majoring in mass media. Brother of former Ichabod Joey Hoytal.

22 DARRYL HUMPHREY
 5-10 • 205 • SOPHOMORE • HB
 NEEDVILLE, TEXAS • NEEDVILLE HS



DeMeo's Viewpoint: "Nitro has blazing speed, good strength and power. A big-play back. Will contribute on special teams and in the offensive backfield."
At Washburn: Will see time at halfback position and on special teams as a returner.
2000: Recorded 80 yards in rushing on 13 carries averaging 6.2 per touch with two

touchdowns. Had two receptions for 39 yards. On special teams, had four punt returns for 33 yards and one kick return for 21 yards.
1999: Sat out the season as a redshirt.
Background: Second team all-district running back. Returned a punt for a 92-yard touchdown his senior season. Was first in the district in punt return average (30.4) and kickoff return average (27.5). He had a 98-yard punt return. Rushed for more than 1,200 yards his senior season.

Personal: Born on Sept. 10, 1981. Son of Darryl and Angela Humphrey. Undecided on major.
 • *Humphrey at Washburn* •

Rushing / Receiving	Rush	No.	Yds	Avg	TD	Long	Rec	Yds	Avg	TD	Long
2000		13	80	6.2	2	34	2	39	19.5	0	21
Totals		13	80	6.2	2	34	2	39	19.5	0	21

Kickoff / Punt Returns	KOR	Yds	Avg	Long	TD	PR	Yds	Avg	Long	TD
2000	22	545	24.8	53	0	23	237	10.3	48	0
Totals	27	627	23.2	53	0	25	240	9.6	48	0

53 RYAN HUSKE
 5-11 • 230 • SENIOR • LB
 SILVER LAKE, KAN. • SILVER LAKE HS



DeMeo's Viewpoint: "An outstanding hitter with solid experience who will compete for the starting spot at inside linebacker. A strong special teams performer."
At Washburn: Started all 11 games as a junior at linebacker.
2000: Finished fourth on the team in tackles with 52 tallying 29 solo stops. Also recorded

eight tackles for loss for 23 yards and one sack with two forced fumbles and one fumble recovery.
1999: Recorded 31 tackles including 16 solos. Made 4 tackles for loss and recovered a fumble.
1998: Made 14 tackles, contributing mostly on the special teams unit and saw some time at linebacker as a freshman.
1997: Sat out the season as a redshirt.
Background: Was an honorable mention 3A all-state performer for Silver Lake High. Was also a second team all-state selection for the Eagles' state champion baseball team at first base.
Personal: Born on Oct. 7, 1978. Son of Danny and Nancy Huske. Majoring in law enforcement.

• Huske at Washburn •

Tackles	UT	AT	Tot	PBU	TFL	S/YL	FF	FR	INT
1998	8	6	14	0	1/1	0/0	0	0	0
1999	16	15	31	1	4/13	0/0	0	1	0
2000	29	23	52	2	8/23	1/7	2	1	0
Totals	53	44	97	313/37	1/7	2	2	2	0

9

JOSHUA JOHNSON

5-8 • 185 • SOPHOMORE • HB

MADISONVILLE, TEXAS • MADISONVILLE HS



DeMeo's Viewpoint: "Glycerin has great speed and hands out of the backfield. Had a great spring. He's an explosive big-play guy."

At Washburn: Left spring practice as one of the starting halfbacks. Could also see time on special teams as a returner.

2000: Finished third on the team in rushing with 269 yards on 44 carries and one touch-down. Had nine receptions out of the backfield for 96 yards. On special teams recorded six kick returns for 75 yards.

1999: Sat out the season as a redshirt.

Background: Garnered all-district and All-Brazon Valley honors at running back his last two seasons at Madisonville. Also ran track and participated in powerlifting.

Personal: Born Sept. 7, 1980. Son of David and Wilma Mitchell. Undecided on major.

• Johnson at Washburn •

Rushing / Receiving

Rush	No.	Yds	Avg	TD	Long	Rec	Yds	Avg	TD	Long
2000	44	269	6.1	1	26	9	96	10.7	0	18
Totals	44	269	6.1	1	26	9	96	10.7	0	18



Sophomore Joshua Johnson comes to a halt after scoring a touchdown against Southwest Baptist. As a red-shirt freshman, Johnson rushed for 269 yards and recorded 96 yards in receptions.

Kickoff / Punt Returns

KOR	Yds	Avg	Long	TD	PR	Yds	Avg	Long	TD
2000	6	75	12.5	20	0	0	0	0	0
Totals	6	75	12.5	20	0	0	0	0	0

37

REGGIE JONES

5-11 • 225 • JUNIOR • FB/HB

DESOTO, TEXAS • DESOTO HS



DeMeo's Viewpoint: "Had a big spring. Improved as a blocker and receiver. After backing-up at fullback, he's primed for a big year."

At Washburn: Will see time mainly at full-back this season, but has played halfback as well.

2000: Rushed for 253 yards on 54 carries including a 120-yard output against Missouri-Rolla. Scored four rushing touchdowns.

1999: Played in all 11 games carrying the ball 31 times for 118 yards.

1998: Sat out the season as a redshirt.

Background: An all-district performer at DeSoto High. Rushed for more than 1,000 yards as a senior.

Personal: Born Sept. 17, 1979. Son of Reginald Jones and Linda Sue Bultman. Majoring in marketing.

• Jones at Washburn •

Rushing No.	Yds	Avg	TD	Long	Rec	Yds	Avg	TD	Long
1999	31	118	3.8	0	22	0	0	0	0
2000	54	253	4.7	4	19	0	0	0	0
Totals	85	371	4.3	4	22	0	0	0	0

74

JAMES KENT

6-0 • 310 • REDSHIRT FRESHMAN • OL

TOPEKA, KAN. • HAYDEN HS



DeMeo's Viewpoint: "A great run blocker coming off an excellent redshirt season who will add depth to our offensive line."

2000: Sat out the season as a redshirt.

Background: Was named all-league first team after senior season and all-league second team after junior year. Named second team all-city last two seasons. Was also named

all-city and league wrestling.

Personal: Born on Dec. 30, 1981. Son of Kevin and Patti Kent. Majoring in education.

99

MICHAEL KITCHNER

6-0 • 285 • SOPHOMORE • DT

SUGAR LAND, TEXAS

STEPHEN F. AUSTIN HS



DeMeo's Viewpoint: "Had a tremendous spring and redshirt season. He's very strong and quick. We expect him to be an all-MIAA lineman."

At Washburn: Made an impact in his first year on the defensive line.

2000: Played in all 11 games recording 28 tackles including 18 solo stops and six for loss.

Also had two sacks for 12 yards and a forced fumble.

1999: Sat out the season as a redshirt.

Background: Was a first team all-district pick at defensive tackle at Stephen F. Austin High.

Personal: Born on June 24, 1980. Son of Josenth Streefe. Majoring in art.

• Kitchner at Washburn •

Tackles	UT	AT	Tot	PBU	TFL	S/YL	FF	FR	INT
2000	18	10	28	0	6/21	2/12	1	0	0
Totals	18	10	28	0	6/21	2/12	1	0	0

43

KIP KRAISINGER

6-0 • 205 • REDSHIRT FRESHMAN • FB

CLAFLIN, KAN. • CLAFLIN HS



DeMeo's Viewpoint: "Had a solid spring. An excellent blocker and a strong runner inside the tackles."

2000: Sat out the season as a redshirt.

Background: Was a three-year starter on offense and defense. Was on three state football championship teams at Claflin. Named *Great Bend Tribune* all-area first team at line-backer, all-league honorable mention running back and line-backer, *Hutchinson News* all-southwest honorable mention, *Wichita Eagle* Class 2-1A honorable mention linebacker, *Kansas Sports* 2-1A honorable mention linebacker and running back.

Personal: Born on Sept. 22, 1981. Son of Bruce and Kristi Kraisinger. Majoring in history.

44

JONATHAN MAYES

5-11 • 230 • JUNIOR • LB

CARBONDALE, KAN. • SANTA FE TRAIL HS



DeMeo's Viewpoint: "An excellent hitter with solid quickness and speed. Will compete for time at linebacker and on special teams."

At Washburn: Will see time on special teams and in the linebacking group.

2000: Played in eight games recording seven total tackles including six solo stops. Also recorded one forced fumble. Was named to the MIAA Commissioner's Academic Honor Roll.

1998: Sat out the season as a redshirt.



Senior Colon McNeal dives into the endzone scoring one of his four receiving touchdowns. In 2000, McNeal finished

Background: Was an All-Kaw Valley League pick his junior and senior year at Santa Fe Trail High. Was an honorable mention 4A all-state pick his junior year.

Personal: Born on June 11, 1980. Son of Arlene Mayes and the late Carl Mayes. Majoring in physical education.

• Mayes at Washburn •

Tackles	UT	AT	Tot	PBU	TFL	S/YL	FF	FR	INT
1999	0	1	1	0	1/1	0/0	0	0	0
2000	6	1	7	0	0/0	0/0	1	0	0
Totals	6	2	8	0	1/1	0/0	1	0	0

6

COLON MCNEAL

6-0 • 195 • SENIOR • WR

ROSENBERG, TEXAS • LAMAR CONSOLIDATED HS



DeMeo's Viewpoint: "An explosive wide out who runs great routes. A solid downfield blocker who has become a team leader. A big-play threat."

At Washburn: One of the top receivers in Washburn history with his name sixth on the all-time reception list.

2000: Led the team with 51 receptions for 829 yards, the sixth highest single season yardage and fifth highest reception totals in school history. Had four touchdowns and averaged 75.4 per game in receptions. Was an MIAA Honorable Mention Selection after finishing fifth in the conference in receptions and fourth in receiving yards.

1999: Led the team in punt returns and second in kickoff returns. Returned 34 punts for 311 yards and 15 kickoffs for 287 yards. Also recorded six receptions for 70 yards. Was fourth in MIAA in punt returns and seventh in kickoff returns.

1998: Caught 13 passes for 177 yards as a backup at wide receiver. Returned 12 punts for 199 yards for a 15.3 yard return average, which was tops in the MIAA and set a Washburn record. Named honorable mention all-MIAA as a kick returner.

1997: Sat out the season as a redshirt.

Background: First team all-district defensive back at Lamar Consolidated. Averaged 30 yards per kick return. Had a 90-yard kickoff and 68-yard punt return for touchdowns as a senior. Also played basketball and ran track. Was an all-district long jumper.

Personal: Born Sept. 21, 1978. Son of James and Lela Taylor. Majoring in history.

38th in the nation in receiving yards and 44th in the nation in receptions per game.

• *McNeal at Washburn* •

Receiving	No.	Yds	Avg	TD	Long
1998	13	177	13.6	1	47
1999	6	70	11.7	0	26
2000	51	829	16.3	4	64
Totals	70	1,076	15.4	5	64

Kick-off / Punt Returns

	KOR	Yds	Avg	Long	TD	PR	Yds	Avg	Long	TD
1998	24	520	21.7	51	0	13	199	15.3	35	0
1999	15	287	19.1	36	0	34	311	9.1	48	0
2000	0	0	0	0	0	0	0	0	0	0
Totals	39	807	20.7	51	0	47	510	10.9	48	0

14 BLAKE MEYER

6-3 • 180 • REDSHIRT FRESHMAN • DB
HOYT, KAN. • ROYAL VALLEY HS



DeMeo's Viewpoint: "Was the most improved player on defense after spring drills. Did a good job on special teams."

2000: Sat out the season as a redshirt.

Background: Was named all-league defensive back and an honorable mention all-state selection. An academic all-America Scholar. Also named to Who's Who.

Personal: Born on July 20, 1982. Son of Darrel and Lindy Meyer. Majoring in business.

82 JOSHUA MORGAN

6-1 • 175 • SOPHOMORE • WR
ASHVILLE, N.C. • A.C. REYNOLDS HS



DeMeo's Viewpoint: "Has good speed and a solid receiver. Will add depth to our wide receivers."

At Washburn: Will add depth at the receiving corps.

2000: Practiced but did not appear in any games.

1999: Sat out the season as a redshirt.

Background: Three sport athlete in high school. Played receiver and defensive back. Also wrestled and ran track. A member of the honor roll.

Personal: Born April 21, 1979. Son of Bill Morgan and Laurel Jordan. Majoring in criminal justice.

80 ZAC NALLY

6-2 • 190 • JUNIOR • WR
PARSONS, KAN. • PARSONS HS



DeMeo's Viewpoint: "Will sit out the season and rehab his knee after injuring it in the spring."

At Washburn: Will sit out the season after tearing ACL in spring game.

2000: Had one reception for 30 yards and one touchdown against Southwest Baptist on homecoming. Named to the MIAA

Commissioner's Academic Honor Roll.

1999: Practiced but did not appear in any games.

1998: Sat out the season as a redshirt.

Background: A two-time honorable mention all-state selection at wide receiver for Parsons High under head coach and father Charlie Nally. Also a two-time first team all-conference selection. Holds several school records including most touchdown receptions. Also played baseball and track.

Personal: Born Sept. 18, 1979. Son of Charlie and Mickie Nally. Majoring in physical education.

• *Nally at Washburn* •

Receiving	No.	Yds	Avg	TD	Long
2000	1	30	30.0	1	30
Totals	1	30	30.0	1	30

60 ZEB NELSON

6-0 • 205 • SENIOR • LB
FRANKFORT, KAN. • HIGHLAND CC



DeMeo's Viewpoint: "A solid all-around player who will compete for time at linebacker and on special teams."

At Washburn: Will add depth and experience to linebacking corps and special teams.

2000: Played in seven games for the Ichabods collecting three tackles and a pass break-up.

Background: A transfer from Highland Community College where he earned second team all-conference defensive honors and was named an Academic All-American. At Frankfort High School, he was named all-league offense and defense and garnered honorable mention all-state defensive accolades.

Personal: Born July 25, 1979. Son of Linda Nelson. Majoring in general business.

• *Nelson at Washburn* •

Tackles	UT	AT	Tot	PBU	TFL	S/YL	FF	FR	INT
2000	1	2	3	1	0/0	0/0	0	0	0
Totals	1	2	3	1	0/0	0/0	0	0	0

49 CLAYTON OTWELL

6-2 • 220 • SOPHOMORE • DE
ONAGA, KAN. • ONAGA HS



DeMeo's Viewpoint: "Has done a good job learning the new defense and should see a lot of time on special teams."

At Washburn: Will see some time at linebacker and on special teams.

2000: Appeared in three games collecting five tackles including two solos. Also recorded one sack.

1999: Sat out the season as a redshirt.

Background: Named to the Twin Valley League team at both linebacker and offensive guard. Honorable mention all-state pick at linebacker.

Personal: Born on June 18, 1980. Son of James and Jana Otwell. Undecided on major.

• *Otwell at Washburn* •

Tackles	UT	AT	Tot	PBU	TFL	S/YL	FF	FR	INT
2000	2	3	5	0	1/2	1/2	0	0	0
Totals	2	3	5	0	1/2	1/2	0	0	0

33 BRIAN PEEL

5-10 • 205 • SOPHOMORE • LB
TOPEKA, KAN. • SHAWNEE HEIGHTS HS



DeMeo's Viewpoint: "Has great quickness and speed who has taken to the new 'Bod Backer position. Will also be a standout on special teams."

At Washburn: A good hitter who is very aggressive. Will add speed to the linebackers and special teams.

2000: Recorded eight tackles including three solo stops. Also forced two fumbles playing on special teams.


1999: Sat out the season as a redshirt.

Background: Was team's defensive player of the year each of his last two seasons, earning first team All-Centennial League honors. Named all-city and honorable mention all-state in 1998.

Personal: Born on Sept. 25, 1980. Son of John Peel and Jan Edmonds. Undecided on major.

• *Peel at Washburn* •

Tackles	UT	AT	Tot	PBU	TFL	S/YL	FF	FR	INT
2000	3	5	8	0	0/0	0/0	2	0	0
Totals	3	5	8	0	0/0	0/0	2	0	0



52 KEVIN PIERCE

6-3 • 265 • JUNIOR • OL
TOPEKA, KAN. • BUTLER COUNTY CC



DeMeo's Viewpoint: "Can play center or tackle who is doing a good job of learning the offensive schemes. Will add depth to offensive line."

At Washburn: Transferred to Washburn from Butler County Community College.

Background: A member of Seaman's 1996 conference championship team and Butler's 1998 National Championship squad. A second team all-city selection as a Viking.

Personal: Born Jan. 27, 1980. Son of Roger and Lena Pierce. Majoring in business management.

19 JEREMY POTTS

6-0 • 190 • SENIOR • FS
INDEPENDENCE, MO. • TRUMAN HS



DeMeo's Viewpoint: "Coming off his best spring. An excellent hitter with great speed. A team leader on defense."

At Washburn: Returns to his starting free safety position for the third year. Enters the fall as the only starting senior on defense. Needs four total tackles to move into sixth on all-time tackles chart.

2000: Finished second on the team with 65 tackles and a team-high 38 solo tackles. Also had six tackles for loss and four pass break-ups starting all 11 games.

1999: Second on the team in tackles with 76 including 47 solo stops. Also recorded a sack and two pass breakups. Started all 11 games.

1998: Became the starter at free safety, making 47 tackles (27 unassisted) as a freshman. Broke up two passes and blocked a kick on special teams.

1997: Sat out the season as a redshirt.

Background: Two-time all-conference selection at Truman High under head coach Tom Kivett. Three-sport athlete who also lettered in baseball and basketball. Had 129 tackles in last two seasons.

Personal: Born Oct. 26, 1978. Son of Lance and Nancy Potts. Majoring in history.

• *Potts at Washburn* •

Tackles	UT	AT	Tot	PBU	TFL	S/YL	FF	FR	INT
1998	27	20	47	2	2/3	0/0	0	0	0
1999	47	29	76	2	7/23	1/1	0	0	0
2000	38	27	65	4	6/12	0/0	0	0	0
Totals	112	76	188	8	15/38	1/1	0	0	0

Ichabod defenders; senior Jeremy Potts (19) and sophomore Chris Simmons put a stop to a Wisconsin-LaCrosse runner in the 2000 season opener. The Ichabods won 26-6. Potts, a three-year starter for the Ichabods needs only four tackles to move into sixth place on the career tackles chart.

50 JASON ROSS

6-1 • 220 • SOPHOMORE • LB
SILVER LAKE, KAN. • SILVER LAKE HS

DeMeo's Viewpoint: "Had a very good spring who runs well. He will contribute on defense at inside linebacker and on special teams."

At Washburn: Enters the fall as the No. 1 WILL linebacker.

2000: Had five solo tackles including one for loss and one forced fumble seeing time on special teams.

1999: Sat out the season as a redshirt.

Background: At Silver Lake, was a two-time all-state linebacker his senior season and an all-state tight end selection after his junior year. He recorded 15 tackles in the 1999 Shrine Bowl. He was also all-state in baseball his junior and senior years.

Personal: Born Feb. 22, 1981. Son of Chuck and Julie Ross. Undecided on major.

• *Ross at Washburn* •

Tackles	UT	AT	Tot	PBU	TFL	S/YL	FF	FR	INT
2000	5	0	5	0	0/0	0/0	1	0	0
Totals	5	0	5	0	0/0	0/0	1	0	0



Sophomore quarterback Tyler Schuerman throws a pass downfield as former Ichabod Joe Camp provides protection. Schuerman was named the MIAA Freshman of the Year after breaking numerous school records including rushing and passing yards by a freshman and single season total offense yards.

47 ERIC ROTH

6-3 • 200 • JUNIOR • P
PAXICO, KAN. • ALMA-WABAUNSEE HS

DeMeo's Viewpoint: "A solid punter coming off a good spring. We're looking for more consistency for his junior season."

At Washburn: Returns as Ichabods' punter for third year after handling duties as a true freshman.

2000: Had 48 punts for 1,644 yards for a 34.2 yard average including a 50 yarder against Wisconsin-LaCrosse. Landed 13 punts inside the 20.

1999: Handled all the punting duties for the Ichabods with 59 attempts for a 37.3 yard average. Placed 14 punts inside the 20. He nailed a career high 69-yard punt in the season-opener against Wisconsin-LaCrosse.

Background: All-league kicker his junior and senior seasons. Led team in scoring his junior year. Flint Hills first team kicker each of his last two seasons at Alma-Wabaunsee.

Personal: Born on March 6, 1981. Son of Dan and Ramona Roth. Undecided on major.

• *Roth at Washburn* •

Punting	No.	Yds	Avg	Long	TB	FC	I20	Blkd
1999	59	2,198	37.3	69	3	14	14	2
2000	48	1,644	34.2	50	1	7	13	0
Totals	107	3,842	35.9	69	4	21	27	2

93 LARRY SCHEMBRI

6-1 • 220 • REDSHIRT FRESHMAN • LB
FLOWER MOUND, TEXAS • MARCUS HS

DeMeo's Viewpoint: "Has made a major step forward this past spring. An excellent hitter with great speed. Will be a big-time contributor at Washburn."

2000: Sat out the season as a redshirt.

Background: Named 5A Defensive Player of the Year, first team all-district, first team all-conference, second team all-area *Dallas Morning News*. An all-state academic second team selection. Recorded 341 career tackles. Named first team all-district and conference following junior season. District champ in discus.

Personal: Born on July 13, 1981. Son of Christopher and Julia Schembri. Majoring in education.

16 TYLER SCHUERMAN

6-3 • 215 • SOPHOMORE • QB
RIVERVIEW, FLA. • EAST BAY HS

DeMeo's Viewpoint: "Followed a great fall with a great spring who has really taken to the offense and improved decision making. He has a big future at Washburn."

At Washburn: Had a breakout first year at the helm of the Ichabod offense breaking school records for rushing and passing yards by a freshman, rushing touchdowns by a freshman and single season, total offensive yards.

2000: Named the MIAA's Freshman of the Year after rushing for

708 yards, passing for 1,936 yards and collecting 2,644 yards in total offense - all Ichabod records for freshmen. Finished tenth in the MIAA in rushing, fourth in passing and fourth in total offense. His 16 rushing touchdowns set a school record as did his 26 total offensive touchdowns. The 96 points he scored was the second highest single-season mark in school history. Finished 22nd in NCAA in scoring per game, 38th in passing efficiency and 18th in total offense per game.

1999: Sat out the season as a redshirt.

Background: Was team captain and offensive player of the year senior season at East Bay High. First team all-conference pick and honorable mention all-state pick at quarterback. Received *St. Petersburg Times* Extra-Ordinary Athlete Award. Received team's offensive player of the year and second team all-conference honors his junior season.

Personal: Born on Feb. 3, 1981. Son of Stan and Bonnie Schuerman. Undecided on major.

• *Schuerman at Washburn* •

Passing	C	A	Int.	Pct.	Yds	TD	Long	Avg/C	Avg/G
2000	134	245	13	.547	1,936	10	64	14.4	176.0
Totals	134	245	13	.547	1,936	10	64	14.4	176.0

Rushing	No.	Yds	Avg	TD	Long
---------	-----	-----	-----	----	------

2000	189	708	3.7	16	33
------	-----	-----	-----	----	----

Totals	189	708	3.7	16	33
--------	-----	-----	-----	----	----

35 CHRIS SIMMONS

6-3 • 205 • SOPHOMORE • ROVER
LANCASTER, TEXAS • LANCASTER HS

DeMeo's Viewpoint: "Had a great spring. An excellent tackler and hitter. He has really picked up the new defense."

At Washburn: Returns to starting position in defensive backfield after solid rookie campaign.

2000: Finished third on the team in tackles with 63 including 32 solo stops. Also recorded three tackles for loss and picked off a pass in his first collegiate start against Wisconsin-LaCrosse. Had three pass break-ups and two fumble recoveries starting all 11 games.

1999: Sat out the season as a redshirt.

Background: Named first team all-district pick at strong safety. Named to All-Southwest Texas team.

Personal: Born on Dec. 12, 1980. Son of Nancy Simmons. Undecided on major.

• *Simmons at Washburn* •

Tackles	UT	AT	Tot	PBU	TFL	S/YL	FF	FR	INT
2000	32	31	63	3	3/4	0/0	0	2	1
Totals	32	31	63	3	3/4	0/0	0	2	1

Junior left tackle Jermaine Smith celebrates after an Ichabod touchdown. This season Smith is starting at left tackle for the second straight season. The Washburn offensive line allowed only 13 sacks in 2000 after giving up 55 the season before.

5 DAROLD SMITH

5-9 • 170 • SOPHOMORE • DB
GALVESTON, TEXAS • BALL HS

DeMeo's Viewpoint: "An explosive hitter with excellent speed. Can play cornerback and safety. Will play on special teams as well."

At Washburn: Will add depth to the defensive backfield.

2000: Played in 10 games collecting 12 solo tackles and nine assists. Also had two pass break-ups.

1999: Sat out the season as a redshirt.

Background: Was a three-year starter at Ball High School where he recorded 122 tackles as a safety. A member of the National Honor Society and listed in Who's Who.

Personal: Born Jan. 4, 1980. Son of Charles and Dorthy Smith. Majoring in business administration.

• *Smith at Washburn* •

Tackles	UT	AT	Tot	PBU	TFL	S/YL	FF	FR	INT
2000	12	9	21	2	0/0	0/0	0	0	0
Totals	12	9	21	2	0/0	0/0	0	0	0

62 JERMAINE SMITH

6-1 • 285 • JUNIOR • OL
KANSAS CITY, MO. • RAYTOWN HS

DeMeo's Viewpoint: "An outstanding pass and run blocker. A solid part of the offensive line. He has all-league potential."

At Washburn: Returns to the starting left tackle position for the second straight season.

2000: Started all 11 games for the Ichabods anchoring the left side of the line that improved its sacks allowed total from 55 to 13

from the previous season and set a new school record for total offense in a season.

1999: Played in six games for the Ichabods on the offensive line and special teams.

1998: Sat out the season as a redshirt.

Background: Named all-conference and all-area in football and track. Played guard in football and threw the discus in track. Set discus record with a throw of 181 feet, seven inches.

Personal: Born Aug. 19, 1980. Son of Jimmie Crawford and Lawonda Crawford-Lamar. Majoring in English.



72 NICK SMITH**6-4 • 300 • REDSHIRT FRESHMAN • OL
ALLEN, TEXAS • ALLEN HS***DeMeo's Viewpoint: "Has made excellent improvement in last spring. A big, strong hard worker who will add depth to the offensive line."***2000:** Sat out the season as a redshirt.**Background:** Was a two-year starter at Allen High where he earned 1998 Blockbuster all-area and 1999 all-district honors. Averaged 12 pancake blocks per game. Was a member of the National Honor Society and Who's Who.**Personal:** Born on Nov. 11, 1981. Son of Russ and Judy Smith. Majoring in business or law.**42 TRAVIS SMITH****6-1 • 235 • SOPHOMORE • FB
TIVY, TEXAS • TIVY HS***DeMeo's Viewpoint: "A powerful runner and strong run blocker. A good special teams performer who will contribute in the fall after having knee surgery."***At Washburn:** Will add depth to the fullback position.**2000:** Recorded six carries for 24 yards appearing in nine games.**1999:** Sat out the season as a redshirt.**Background:** Was a first team all-district selection and team captain at Tivy High. Was also named academic all-district.**Personal:** Born July 19, 1979. Son of Greg and Cindy Grafton. Majoring in nursing.• *Smith at Washburn* •

Rushing No.	Yds	Avg	TD	Long	Rec.	Yds	Avg	TD	Long
2000	6	24	4.0	0	5	0	0	0	0
Totals	6	24	4.0	0	5	0	0	0	0

34 CODY SNYDER**5-11 • 205 • JUNIOR • HB
AUBURN, KAN. • WASHBURN RURAL HS***DeMeo's Viewpoint: "Has done a great job last fall and spring rehabilitating his knee. A very explosive player when healthy."***At Washburn:** Returns to the field after recovering from ACL injury in third game of season against Central Missouri. He received a medical redshirt.**2000:** Before suffering injury, rushed for 47 yards on nine carries and had two receptions for 29 yards.**1999:** Finished second on the team in receiving with 463 yards and 34 catches and second in rushing with 432 yards on 64 attempts. Also second on the team in scoring with eight touchdowns and third in total offense with 39.3 yards per game. Had six receptions for 114 yards and two touchdowns against CMSU on Metro Sports Television.**1998:** Rushed nine times for 30 yards and one touchdown. Also caught nine passes for 123 yards and one touchdown. Returned

10 kickoffs for 224 yards for a 22.4 average.


1997: Sat out the season as a redshirt.**Background:** First team All-Class 6A and second team all-state (all classes) at tailback as a senior. First team all-city and all-league. Also lettered in track and basketball.**Personal:** Born Jan. 8, 1979. Son of Bruce and Ramona Snyder. Majoring in law enforcement.• *Snyder at Washburn* •

Rushing No.	Yds	Avg	TD	Long	Rec.	Yds	Avg	TD	Long
1998	9	30	3.3	1	10	9	123	13.7	1
1999	64	432	6.8	5	33	34	463	13.6	3
2000*	9	47	5.2	0	20	2	29	14.5	0
Totals	82	509	6.2	6	33	45	615	13.7	4

Kick-off / Punt Returns

KOR	Yds	Avg	TD	Long	PR	Yds	Avg	TD	Long
1998	10	224	22.4	0	36	3	24	8.0	0
1999	0	0	0	0	0	0	0	0	0
2000*	0	0	0	0	0	0	0	0	0
Totals	10	224	22.4	0	36	3	24	8.0	0

*Received medical-redshirt

78 ERIC TATUM**6-0 • 285 • SOPHOMORE • OL
LANCASTER, TEXAS • LANCASTER HS***DeMeo's Viewpoint: "Had a good spring. A very strong pass and run blocker. Will be in the mix on the offensive line coming off an excellent spring."***At Washburn:** Will add depth and size to the offensive line.**2000:** Appeared in seven games for the Ichabods on the offensive line.**1999:** Sat out the season as a redshirt.**Background:** An all-district pick at offensive tackle. Named to All-Southwest Texas team.**Personal:** Born on Dec. 31, 1980. Son of Billy and Deloris Tatum. Undecided on major.**96 ERIC TAYLOR****6-1 • 240 • SOPHOMORE • DE
RICHARDSON, TEXAS • BERKNER HS***DeMeo's Viewpoint: "Had a great season and we have bigger expectations. He's tough against the run and a solid pass rusher. A potential all-league pick."***At Washburn:** Returns to right end after stellar redshirt season.**2000:** Received second team all-MIAA honors after leading the Ichabods with six sacks for 44 yards in loss - third best in conference. Also recorded team-high 11 tackles for loss. Overall had 29 tackles with 15 solo stops, three forced fumbles and three fumble recoveries starting all 11 games.**1999:** Sat out the season as a redshirt.**Background:** Named to the all-city and all-district team each of the last two seasons at Berkner High. State champion wrestler in 1999. Named to all-district team.**Personal:** Born June 1, 1980. Son of John and Janie Taylor.

Undecided on major.

• *Taylor at Washburn* •

Tackles	UT	AT	Tot	PBU	TFL	S/YL	FF	FR	INT
2000	15	14	29	0	11/57	6/44	3	3	0
Totals	15	14	29	0	11/57	6/44	3	3	0

26 JOEY TODD**5-11 • 190 • SOPHOMORE • K
PECULIAR, MO. • RAYMORE-PECULIAR HS***DeMeo's Viewpoint: "Will compete for starting kicking spot. Coming off a good spring."***At Washburn:** Will look to take over kicking duties after brother's graduation.**2000:** Practiced, but did not play backing up his brother Chad.**1999:** Sat out the season as a redshirt.**Background:** Second team all-conference and honorable mention all-district pick at placekicker.**Personal:** Born on July 20, 1980. Son of Larry and Barbara Todd. Brother of former Ichabod Chad Todd. Undecided on major.**Sophomore Eric Taylor was named to the all-conference second team after leading the Ichabods with six sacks and 11 tackles for loss. Taylor also finished third in the MIAA in sacks, while the Ichabods tied for the conference lead in sacks with 27.****27 DAVID TOMASSI****5-11 • 165 • JUNIOR • DB
MISHAWAKA, IND. • OTTAWA UNIV.***DeMeo's Viewpoint: "A solid player who will add depth to the secondary and special teams."***At Washburn:** Could see some time on special teams for the Ichabods.**2000:** Recorded one solo tackle against Southwest Baptist on homecoming.**1999:** Appeared in one game for the 'Bods.**1998:** Sat out the season as a redshirt.**Background:** Transfer from Ottawa University. Graduate of Penn High School in Mishawaka, Ind. Was on Penn's back-to-back state championship teams in 1995 and 1996.**Personal:** Born on May 14, 1977. Son of David Tomassi. Majoring in history.• *Tomassi at Washburn* •

Tackles	UT	AT	Tot	PBU	TFL	S/YL	FF	FR	INT
1999	0	0	0	0	0/0	0/0	0	0	0
2000	1	0	0	0	0/0	0/0	0	0	0
Totals	1	0	0	0	0/0	0/0	0	0	0

71 ADAM TOBY**6-1 • 255 • REDSHIRT FRESHMAN • OL
CENTRALIA, KAN. • CENTRALIA HS***DeMeo's Viewpoint: "Making a successful switch from defensive to offensive lines. Had a productive spring learning offense."***2000:** Sat out the season as a redshirt.**Background:** Was named all-league offensive guard and honorable mention defensive end after senior season. Was also a member of the all-conference academic team.**Personal:** Born on Oct. 27, 1981. Son of Bill and Brenda Toby. Majoring in business.**54 TIM WATTS****6-4 • 285 • SOPHOMORE • OL
TOPEKA, KAN. • HAYDEN HS***DeMeo's Viewpoint: "Had a outstanding spring. A solid pass protector and run blocker. Has good strength."***At Washburn:** Broke spring practice as starting right tackle on offensive line.**2000:** Appeared in eight games for the Ichabods backing up the starting offensive line.**1999:** Sat out the season as a redshirt.**Background:** Garnered all-league, all-city and Class 4A all-state honors at Hayden High. He was the starting center on basketball team.

Personal: Born Dec. 19, 1980. Son of David Watts and Sharon Lallman. Undecided on major.

88

CHRIS WHITTLE

6-1 • 200 • SENIOR • WR

GARLAND, TEXAS • BERKNER HS



DeMeo's Viewpoint: "Had a great spring. Has great hands and a big-play receiver. Runs good routes and solid on third down."

At Washburn: Moves into starting wideout position.

2000: Finished third on the team with 19 receptions for 238 yards and one touchdown. Also had a kickoff return for 12 yards.

1999: Was third on the team with 19 receptions for 266 yards. Also returned a kickoff 16 yards.

1998: Was third on the team, catching 14 passes for 159 yards while returning 10 kickoffs for 213.

1997: Sat out the 1997 season as a redshirt.

Background: First team all-metro (Dallas) as a senior at Berkner High under head coach Bob Dubey. Top receiver in Class 5A with 71 receptions for 982 yards. First team all-district.

Personal: Born on Aug. 28, 1978. Son of Richard Whittle and Karen Copeland. Majoring in history.

• *Whittle at Washburn* •

Receiving	No.	Yds	Avg	TD	Long
1998	14	159	11.4	0	23
1999	19	266	14.0	0	34
2000	19	238	12.5	1	33
Totals	52	663	12.8	1	34

73

BRIAN WILSON

6-7 • 315 • SOPHOMORE • OL

DESOTO, TEXAS • DESOTO HS



DeMeo's Viewpoint: "Made great strides in the spring. A solid pass protector. Will compete for time on offensive line and add depth."

At Washburn: Will see time on the offensive line at right guard.

2000: Appeared in 10 games for the Ichabods on the offensive line.

1999: Sat out the season as a redshirt.

Background: Was an honorable mention all-district pick as a senior.

Personal: Born Aug. 15, 1980. Son of Douglas and Deanna Wilson. Undecided on major.

Senior Dan Wilson goes in for a tackle against a Northwest Missouri ball carrier. Wilson suffered an ACL injury against Truman in the tenth game of the 2000 season, but has been rehabilitating and is ready to go this season.

46

DAN WILSON

6-0 • 235 • SENIOR • LB

TOPEKA, KAN. • HAYDEN HS



DeMeo's Viewpoint: "Coming off an ACL injury. An outstanding team leader who is doing a good job rehabbing his knee. Will compete for starting spot at inside linebacker."

At Washburn: Returns to MIKE linebacker position after tearing ACL in 10th game of season against Truman.

2000: Played in 10 games recording 33 tackles including 16 solo stops. Also had three tackles for 21 yards in loss and two sacks for 17 yards. Had a fumble recovery and a pass break-up as well. Was also named to the MIAA Commissioner's Academic Honor Roll.

1999: Played in nine games, making eight solo and eight assisted tackles. Also recorded a half sack, a pass breakup and a fumble recovery. Was also named to the MIAA Commissioner's Academic Honor Roll.

1998: Played mostly special teams, making 17 tackles, including nine unassisted. Made three tackles for losses, including two sacks and forced a fumble.

1997: Sat out the season as a redshirt.

Background: Three-year letterman at Hayden High under head coach Tom Stringer. First team Class 4A all-state as a senior for the Wildcats. First team all-city and all-league. Honorable mention all-city and all-Class 4A as a junior.

Personal: Born Feb. 15, 1979. Son of Paul Wilson and Ann Dickhoff. Majoring in mass media.

• *Wilson at Washburn* •

Tackles	UT	AT	Tot	PBU	TFL	S/YL	FF	FR	INT
1998	8	9	17	0	3/15	2/10	1	0	0
1999	8	8	16	1	2/6	1/3	0	1	0
2000	16	17	33	1	3/21	2/17	0	1	0
Totals	32	34	66	2	8/42	5/30	1	2	0



56

BILLY WOLFF

6-0 • 265 • SENIOR • OL

MANHATTAN, KAN. • MANHATTAN HS



DeMeo's Viewpoint: "Coming off an excellent spring who has emerged as a leader on the offensive line. A great run and pass blocker."

At Washburn: Moves into the starting center position.

2000: Appeared in six games for Washburn.

1999: Appeared in six games for the Ichabods.

1998: Played sparingly on the Ichabods offensive line as a freshman.

1997: Sat out the season as a redshirt.

Background: All-I-70 League performer at Manhattan High his junior and senior seasons under head coach Lew Lane. Also participated in track, throwing the shot put. Member of National Honor Society at Manhattan.

Personal: Born on Feb. 28, 1979. Son of William and Sharon Wolff. Majoring in history.



15

GARRETT WRECKE

5-11 • 180 • JUNIOR • DB

OLATHE, KAN. • SHAWNEE MISSION WEST HS



DeMeo's Viewpoint: "Coming off his best spring. Has really adjusted to the new defense. Has become more physical at cornerback. Will also see time on special teams."

At Washburn: Left spring drills as the starting right cornerback.

2000: Played in all 11 games recording 12 tackles including eight solo stops. Recorded a 51-yard fumble recovery for a touchdown against Pittsburg State.

1999: Played in seven games, recording three solo tackles and two assisted stops. Also recovered a fumble and picked off a pass against Missouri-Rolla.

1998: Sat out the season as a redshirt.

Background: Named first team All-Sunflower League at wide receiver as a senior at Shawnee Mission West High under head coach Todd Dain. Also a second team all-league defensive back and all-county wideout. Played basketball as well.

Personal: Born Aug. 21, 1979. Son of Robert and Debbie Wrecke. His brothers Justin and Brennan also played for the Ichabods. Joined by younger brother Jordan on this year's squad. Undecided on major.

• *Wrecke at Washburn* •

Tackles	UT	AT	Tot	PBU	TFL	S/YL	FF	FR	INT
1999	3	2	5	0	0/0	0/0	0	1	1
2000	8	4	12	3	0/0	0/0	0	1	0
Totals	11	6	17	3	0/0	0/0	0	2	1



90 DEREK YOUNG

6-6 • 250 • JUNIOR • DE
KANSAS CITY, MO. • RAYTOWN HS



DeMeo's Viewpoint: "Making a solid adjustment to the new defense. Will compete on special teams and on the defensive line."

At Washburn: Returns to the left end position after starting 11 games at end in 2000.

2000: Collected 24 tackles including 13 solo stops and was second on the team with nine tackles for 39 loss yards. Also had two sacks

and two fumble recoveries.

1999: Played in 10 games, collecting 18 tackles, 10 solo. Also recorded two sacks, a pass break-up and recovered a fumble.

1998: Sat out the season as a redshirt.

Background: A three-year starter who was named all-conference at Raytown High. Was a Kansas City all-metro selection. Handled the punting chores for the team. Also played basketball. Participated in the Metro Classic.

Personal: Born Aug. 5, 1979. Son of Michael and Joy Young. Majoring in general business.

• **Young at Washburn** •

Tackles	UT	AT	Tot	PBU	TFL	S/YL	FF	FR	INT
1999	10	8	18	1	4/20	2/14	0	1	0
2000	13	11	24	0	9/39	2/17	0	2	0
Totals	23	19	42	113/59	4/28	0	3	0	0

3 ANDRE ZANDEVAKILI

5-9 • 185 • REDSHIRT FRESHMAN • HB
GARLAND, TEXAS • BERKNER HS



DeMeo's Viewpoint: "Had a great spring. A solid blocker who will be a factor in the offensive backfield."

2000: Sat out the season as a redshirt.

Background: Named honorable mention all-district and an athletic scholarship winner from the U.S. Army.

Personal: Born on Sept. 2, 1981. Son of Amir and Ligia Zandevakili. Majoring in business.

ICHABOD FRESHMEN AND TRANSFERS

13 JOE ALLISON

5-8 • 200 • JUNIOR • FB
LEAVENWORTH, KAN. • BENEDICTINE

DeMeo's Viewpoint: "A newcomer who will add depth to our full-backs."

Background: A transfer from Benedictine College where he played on the jayvee squad for two seasons. He also played baseball. At Leavenworth High School, he was a second team all-conference linebacker as a junior and honorable mention all-conference as a sophomore and senior. He was also an honorable mention all-conference fullback his final three seasons. He was also named honorable mention all-Metro as a junior and senior and

the team MVP for the 1998 and 1999 seasons.

Personal: Born Dec. 23, 1980. Son of Paul and Diane Amos. Majoring in physical education.

95 LEONARD ARMY

6-2 • 280 • FRESHMAN • DT
HOUSTON, TEXAS • EISENHOWER HS

DeMeo's Viewpoint: "An outstanding defensive tackle who is very strong and quick from sideline to sideline."

Background: He was a first team all-district as a senior and second team all-greater Houston squad. As a junior he was second team all-district.

Personal: Born on May 24, 1983. Son of Sandy Army. Undecided on major.

84 DAWIGHT BENNING

6-1 • 210 • JUNIOR • WR
HOUSTON, TEXAS • OKLAHOMA

DeMeo's Viewpoint: "A good-hands receiver with great speed."

At Washburn: Will add depth to the receiver corps.

1999: Sat out the season as a redshirt at the University of Oklahoma.

Background: Was a first team all-district wide receiver in 1995 and first team all-district quarterback at Mayde Creek HS.

Personal: Born Feb. 5, 1980. Son of Darla Benning-Johnson. Undecided on major.

30 RAWSHAWN BLAND

5-10 • 225 • FRESHMAN • FB
LEWISVILLE, TEXAS • LEWISVILLE HS

DeMeo's Viewpoint: "A powerful runner inside the tackles who is excellent in short yardage situations."

Background: Was a first team all-district selection at fullback his junior and senior seasons.

Personal: Born June 12, 1983. Son of Victor and Barbara Bland. Majoring in business or computer programming.

18 JASON BOWERS

6-3 • 190 • FRESHMAN • K
LEWISVILLE, TEXAS • LEWISVILLE HS

DeMeo's Viewpoint: "An outstanding kicker that has the ball exploding off his foot. His kickoffs sail into the endzone and is consistent on field goals."

Background: At Lewisville, was named second team all-district kicker and punter as a junior and first team all-district kicker honors as a senior, along with second team all-district awards as a punter. Was also named second team all-area kicker. As a senior was named special teams player of the week six times connecting on 7 of 9 field goal attempts including a school-record 56 yarder. Hit 39 of 41 point after touchdowns. Also handled punting duties averaging 37 yards per punt. Was also a second team all-district soccer selection.

Personal: Born Sept. 23, 1982. Son of Rusty and Kim Bowers. Majoring in business administration.

28 AL DELEON

5-10 • 185 • FRESHMAN • HB
DAMON, TEXAS • NEEDVILLE HS

DeMeo's Viewpoint: "A good running back with speed and moves with good hands. Can play the slot back too."

Background: A four-sport star at Needville High in football, baseball, track and power lifting. As a sophomore, placed first in the regional lifting meet and seventh at the state meet. As a junior, was named outstanding lifter at three meets placing first at the regional meet and a state qualifier. As a senior was named first team all-district at running back.

Personal: Born Dec. 23, 1982. Son of Albert and Diana DeLeon. Undecided on major.

85 JAROD EASTERBERG

6-2 • 185 • FRESHMAN • WR
PLAINVILLE, TEXAS • PLAINVILLE HS

DeMeo's Viewpoint: "Will add depth to our receiving corps."

Background: Was named first team split end pick and second team all-area selection his junior and senior seasons. Also handled kicking and punting duties.

Personal: Born Dec. 24, 1981. Son of Steve and Kathy Easterberg. Undecided on major.

2 TY FAITH

5-11 • 185 • REDSHIRT FRESHMAN • DB
TULSA, OKLA. • BARRY HILL HS

DeMeo's Viewpoint: "Ty will add depth to our defensive backfield."

Background: Was a three-sport athlete at Barry Hill High where he was named all-district special teams and wide receiver. Was also named school's outstanding defensive back and participated in the Jim Thorpe all-star game. He led class 6A in punt returns and was an all-metro honorable mention.

Personal: Born Nov. 11, 1979. Son of Vicky and the late Brent Faith. Majoring in criminal justice.

23 COWIN HOPSON

6-0 • 195 • SOPHOMORE • DB
PRESCOTT, ARK.
MARINE MILITARY ACADEMY

DeMeo's Viewpoint: "Moved to the defensive backfield this season and will add depth to it."

Background: Sat out the 1998 season at Washburn as a redshirt. Was an all-state performer in football and track at MMA. Played running back, quarterback and cornerback at MMA.

Personal: Born Oct. 1, 1978. Son of Ronnie Hooker and Hattie Young. Undecided on major.

45 CHRIS HUELSMAN

5-8 • 185 • SO • HB/K
WICHITA, KAN. • WESTERN STATE (COLO.)

DeMeo's Viewpoint: "A solid kicker and all-around athlete who runs well. He will compete for time at kicker and at halfback."

At Washburn: Will add depth to the halfback position and could

see some time with special teams on kicking units.

2000: At Western State College in Gunnison, Colo., was an all-around athlete rushing for 265 yards and three touchdowns, 20 yards receiving and one touchdown. He recorded two kickoff returns for 72 yards and also handled the team's kicking duties connecting on 4 of 6 field goal attempts and 24 of 26 point after touchdown attempts, finishing second on the Mountaineers in scoring with 60 points.

Background: At Cappan Mt. Carmel High School, was an all-city selection at wide receiver and three-time all-star hockey selection.

Personal: Born April 4, 1981. Son of Ken and Lynda Huelsman. Majoring in business.

21 MARK JACKSON

6-0 • 185 • FRESHMAN • DB
HOUSTON, TEXAS • STEPHEN F. AUSTIN HS

DeMeo's Viewpoint: "An excellent cornerback who is a good cover defender. A good tackler. He's as smooth as silk."

Background: Was a two-year lettermen on the football team playing defensive back and tailback and a three-year lettermen on the track squad. A member of Who's Who in American High School Students two years.

Personal: Born March 2, 1983. Son of Mark and Sandra Jackson. Majoring in Computer Science.

24 RYAN JOHNSON

6-1 • 180 • FRESHMAN • DB
RICHMOND, TEXAS • STEPHEN F. AUSTIN

DeMeo's Viewpoint: "He has excellent speed and is a good hitter with solid instincts. A good all-around player."

Background: Was an honorable mention all-district selection and named the team's Defensive Back of the Year. Also the fourth-ranked punter in the district.

Personal: Born April 1, 1982. Son of George and Susan Johnson. Majoring in law.

91 BRYCE KELLY

6-2 • 270 • REDSHIRT FRESHMAN • DT
FLOWERMOUND, TEXAS • TULSA

DeMeo's Viewpoint: "A big strong player who is solid against the run."

Background: A transfer from Tulsa University where he redshirted as a freshman. Was a three-sport athlete at Marcus High School where he was named first team all-district his sophomore through senior seasons at defensive tackle. Was named first team all-area and second team all-state as a senior. Also a state qualifier in wrestling his senior season.

Personal: Born Nov. 26, 1980. Son of Valori Semones and David Kelley. Undecided on major.

40 NICK LABIN

6-1 • 185 • FRESHMAN • LB
TOPEKA, KAN. • SEAMAN HS

DeMeo's Viewpoint: "An excellent all-around player who is a perfect fit for the 'Bod Backer position on defense."

Background: At Seaman High School was a unanimous all-Centennial League selection pick on offense and defense. Was a first team all-city running back by the *Topeka Capital Journal*. Named to the 5A all-state defensive team as a senior and teams' defensive MVP. Rushed for 910 yards and 14 touchdowns. Also played baseball for the Vikings.

Personal: Born Nov. 27, 1982. Son of Bill and Susan LaBin. Majoring in sports medicine.

7 CASON LEHMAN

6-1 • 195 • FRESHMAN • QB
MCPHERSON, KAN. • MCPHERSON HS

DeMeo's Viewpoint: "An excellent all-around athlete who can play any offensive skill position and cornerback on defense."

Background: A three-sport athlete playing football, basketball and baseball. As a junior, he was an honorable mention 5A all-class quarterback. Threw for a combined 2,000 yards in high school. Played on state championship basketball team. Two-time second team all-conference third baseman.

Personal: Born Sept. 19, 1982. Son of Mike and Carla Lehman. Majoring in pre-dental.

63 JAROD NIGHTENGALE

6-2 • 315 • JUNIOR • OL
GALVA, KAN. • GARDEN CITY CC

DeMeo's Viewpoint: "A big offensive lineman that will contribute on the offensive line."

Background: A transfer from Garden City where he started his sophomore season and where they won the Jayhawk Conference and played in the national championship game. At Canton Galva High School, was a four-year letterman, an all-league and all-state selection his senior year.

Personal: Born Aug. 15, 1980. Son of Russ and Kim Nightengale. Majoring in elementary education.

86 J.R. PHILLIPS

5-11 • 175 • FRESHMAN • DB
WICHITA, KAN. • WICHITA WEST HS

DeMeo's Viewpoint: "Has great speed. A very versatile player who can play wide receiver or cornerback. Has good speed and hands."

Background: Was an all-city running back and a member of the state champion 4x400 relay team. Also won the state wrestling championship at 145 pounds. In the classroom, he was a Kansas National Honors Scholar, class president and a member of the National Honor Society.

Personal: Born Jan. 3, 1983. Son of Melvin and Yvette Phillips. Majoring in pre-law.

75 BLAKE RAY

6-4 • 240 • FRESHMAN • OL
ALLEN, TEXAS • ALLEN HS

DeMeo's Viewpoint: "An outstanding offensive lineman who is an excellent pass and run blocker. He's the best lineman I saw on film."

Background: A two-year starter at left guard as he was named district lineman of the week five straight times. Named team's

Offensive Lineman of the Year. Recorded a 3.4 GPA in high school.

Personal: Born March 20, 1983. Son of Pete and Sally Ray. Undecided on major.

89 SHAWN RUFF

5-11 • 170 • FRESHMAN • WR
DERBY, KAN. • DERBY HS

DeMeo's Viewpoint: "Has good hands and runs great routes who plays hard."

Background: Was a three-sport athlete at Derby High School where he started at wide receiver his senior season. Also qualified for state in swimming three seasons and a first team all-conference selection and a three-year state qualifier in track on the 4x100 relay team.

Personal: Born Jan. 1, 1983. Son of Rick and Carol Ruff. Majoring in criminal justice.

59 MIKE SCHROEGER

6-2 • 230 • FRESHMAN • DE/LB
SHAWNEE, KAN.
SHAWNEE MISSION NORTHWEST HS

DeMeo's Viewpoint: "A good, hard hitter who runs well. Will compete for time at defensive end or linebacker."

Background: A three-sport athlete at Shawnee Mission Northwest where he was fifth in the conference in tackles. Also played baseball and threw the shot put in track.

Personal: Born March 29, 1983. Son of Michael and Doris Schroeger. Majoring in business or computer science.

8 AVERY SMITH

5-9 • 175 • FRESHMAN • DB
NEWTON, KAN. • NEWTON HS

DeMeo's Viewpoint: "An excellent defensive back with great speed. A good cover cornerback."

Background: At Newton High School, he was a member of the all-conference football, wrestling and baseball teams and an all-state wrestling and football selection. Was also team captain for football, wrestling and baseball.

Personal: Born Aug. 8, 1983. Son of Doug and Rosie Markus. Majoring in business.

76 BRET TAYLOR

6-2 • 230 • FRESHMAN • DL
LEWISVILLE, TEXAS • LEWISVILLE HS

DeMeo's Viewpoint: "A solid pass rusher and a good athlete. He can make big plays."

Background: Was team captain at Lewisville High after being named Defensive Player of the Week six times. Was also named *Dallas Morning News* Honorable Mention Player of the Week. He was named to the *Dallas Morning News* all-district team following his junior and senior seasons and an all-area selection as well. As a two-year starter, he recorded 95 tackles, including 26 for loss, 3 pass break-ups, eight sacks, five forced fumbles and two interceptions.

Personal: Born Sept. 22, 1982. Son of Allan and Deborah Taylor. Majoring in finance.

48 STEVEN TERRELL

6-1 • 215 • FRESHMAN • LB
SUGARLAND, TEXAS
STEPHEN F. AUSTIN HS

DeMeo's Viewpoint: "An excellent hitter who runs well from sideline to sideline with a good nose for the ball."

Background: Was a three-year letterman and an all-district line-backer and defensive MVP his senior season. Team qualified for the playoffs senior season. Recorded more than 100 tackles.

Personal: Born June 3, 1982. Son of Penny Juhl and Steven and Katherine Terrell. Majoring in business.

57 BEN THURSHY

6-1 • 270 • FRESHMAN • OL/DL
AUBURN, NEB. • HUMBOLDT HS

DeMeo's Viewpoint: "A big strong lineman who will play either side of the ball on the line."

Background: An honorable mention all-state selection following his junior and senior seasons. Also received all-conference honors and first team all-area defense accolades.

Personal: Born Feb. 19, 1983. Son of Don and Barbara Thurshy. Majoring in criminal justice.

87 JORDAN WRECKE

6-0 • 165 • FRESHMAN • WR
OLATHE, KAN.
SHAWNEE MISSION WEST HS

DeMeo's Viewpoint: "Has excellent speed who runs good routes. An accomplished receiver in high school."

The Story Behind Mr. Ichabod

The name "Ichabod" was derived from the first name of Ichabod Washburn, an early benefactor of the university. Ichabod Washburn was born in Kingston, Mass., on Aug. 11, 1798.

In 1831, he began what was his life work - and the pride of Worchester, Mass., - when he essayed the drawing of wire. He was co-founder of Washburn and Moen Manufacturing (later American Steel and Wire).

His own lack of formal education made him acutely aware of its importance. When approached by the residents of Topeka to help save the ailing Lincoln College, Ichabod Washburn responded with a \$25,000 gift. In May, 1869, Lincoln College was renamed Washburn College in recognition of his outstanding contribution.

Until 1938, there was no

Background: At Shawnee Mission West High School was named second team all-Sunflower League at wide receiver after recording 18 catches for 361 yards and four touchdowns. An honorable mention selection at defensive back with four interceptions. Was selected to play in the Metro Classic football game and qualified for the state track meet in the long jump.

Personal: Born Oct. 17, 1982. Son of Robert and Debbie Wrecke. He is the fourth Wrecke to play for the Ichabods joining brother Garrett on this season's squad following older brothers Justin and Brennan. Undecided on major.


10 JEFF WIMPY

6-1 • 190 • JUNIOR • DB
TULSA, OKLA. • BETHANY

DeMeo's Viewpoint: "Will be a solid addition to our defensive backfield and he knows the defense playing under coach Waldie at Bethany."

Background: A transfer from Bethany College where he played under Waldie. He was a two-year letterman for the Swedes and started as a sophomore. He was an all-conference selection and he picked off four passes. He also played baseball. At Berryhill High School, he was a two-time all-conference member and played in the East vs. West all-star game. He was an all-state honorable mention selection. Also played baseball where he was an all-conference, all-Metro and team MVP as a senior. Was also a member of the National Honor Society.

Personal: Born Jan. 7, 1981. Son of John and Martha Wimpy. Majoring in education.



graphic representation or any particular characteristics associated with the mascot. During the 1937-38 school year, the editors of the KAW yearbook decided that such items were important to the university and began to accept suggestions for a design of Mr. Ichabod. The adopted design was drawn by Bradbury Thompson (BA '34).

The following explanatory material accompanied the first representation of an Ichabod in the KAW: "He has courage and enthusiasm as shown by his brisk walk. He is democratic and courteous, for he tips his hat as he passes. Sincere in his search for truth and knowledge, he studiously carries a book under his arm. His friendly smile makes you like him. He is neatly dressed and he fits well into his generation ... but adopts himself with equal ease to any change in life."



UNIVERSITY OF WISCONSIN-LACROSSE

SEPTEMBER 1, 2001 • 1 P.M. • VETERANS MEMORIAL STADIUM • LACROSSE, WISC.

GENERAL

Location: LaCrosse, Wis.
Founded: 1909
Enrollment: 9,000
Affiliation: NCAA III
Conference: Wisconsin-Intercollegiate
Nickname: Eagles
Colors: Maroon and Gray
President: Dr. Douglas Hastad
Director of Athletics: Joe Baker
Football SID: David Johnson
E-mail: johnson.dav2@uwlax.edu
Phone: 608.785.8493
Fax: 608.785.6539
Press Box Phone: 608.785.8991



Larry Terry



Josh Boraas

FOOTBALL

Head Coach: Larry Terry
 Alma Mater: UWL 1977
 Record at UWL: 7-3, one year
 Overall Record: 32-32-1, 7 years
 Phone: 608.785.8686

Assistant Coaches: Barry Schockmel,
 Mike Anderson, Mick Miyamoto, Frank
 Tierney, Mike Deans, Mike Durnin

2000 Record: 7-3

WIAC Record, Finish: 6-1, 2nd

Basic Formations: Multiple • 4-3

Lettermen: Returning-37 • Lost-20

Returning Starters: Offense-5 •

Defense-6 • Specialty-3

SERIES NOTES

Series Record: Washburn leads 3-0
First meeting: WU 24, UWL 21 in 1999
Last meeting: WU 26, UWL 6 in 2000
Last WU win: 26-6 in 2000
Last UWL win: n/a
Largest WU win: 26-6 in 2000
Largest UWL win: n/a

2001 SCHEDULE

Sept. 1 Washburn 1 p.m.
 Sept. 8 at Winona State 7 p.m.
 Sept. 15 at St. Francis 1 p.m.
 Sept. 29 UW-Stevens Point* 5 p.m.
 Oct. 6 at UW-Platteville* 2 p.m.
 Oct. 13 UW-Oshkosh* 1 p.m.
 Oct. 20 UW-Whitewater* 1 p.m.
 Oct. 27 at UW-River Falls* 1 p.m.
 Nov. 3 at UW-Eau Claire* .. 11:30 a.m.
 Nov. 10 UW-Stout* 1 p.m.

2000 RESULTS (7-3)

Sept. 2 at Washburn L 6-26
 Sept. 9 Winona State L 9-27
 Sept. 23 UW-River Falls W 38-13
 Sept. 30 at UW-Whitewater W 23-22
 Oct. 7 UW-Platteville W 30-0
 Oct. 14 at UW-Stout L 23-27
 Oct. 21 at UW-Stevens Point W 20-7
 Oct. 28 UW-Eau Claire W 27-18
 Nov. 4 at UW-Oshkosh W 24-12
 Nov. 11 vs Northern State W 20-14

PITTSBURG STATE UNIVERSITY


SEPTEMBER 29, 2001 • 7 P.M. • CARNIE SMITH STADIUM • PITTSBURG, KAN.

GENERAL

Location: Pittsburg, Kan.
Founded: 1903
Enrollment: 6,377
Affiliation: NCAA II
Conference: Mid-America Intercollegiate
Nickname: Gorillas
Colors: Crimson and Gold
President: Dr. Tom Bryant
Director of Athletics: Chuck Broyles
Football SID: Dan Wilkes
E-mail: dwilkes@pittstate.edu
Phone: 620.235.4147
Fax: 620.235.4149
Press Box Phone: 620.235.4869



Chuck Broyles



Anthony Chatmon

FOOTBALL

Head Coach: Chuck Broyles
 Alma Mater: PSU - 1970
 Record at PSU: 112-21-2, 11 years
 Overall Record: Same
 Phone: 620.235.4389

Assistant Coaches: Tim Beck, Anton
 Stewart, Bill Kroenke, John Pierce, Carl
 Roth, Craig Schurig

2000 Record: 9-3

MIAA Record, Finish: 7-2, 3rd

Basic Formations: Double Tight/Split
 Back/Veer • 4-4

Lettermen: Returning-43 • Lost-14

Returning Starters: Offense-9 •

Defense-7 • Specialty-2

SERIES NOTES

Series Record: PSU leads 54-18-1
First meeting: WU 7, PSU 0 • 1920
Last meeting: PSU 31, WU 28 • 2000
Last WU win: 38-36 in 1980
Last PSU win: 31-28 in 2000
Largest WU win: 36-13 in 1953
Largest PSU win: 61-0 in 1989

2001 SCHEDULE

Aug. 25 Southwest Assemblies of God 7 p.m.
 Sept. 8 Bacone (Okla.) 7 p.m.
Sept. 15 Washburn 7 p.m.
 Sept. 22 at Missouri Western 6 p.m.
 Sept. 29 at Missouri Southern 7 p.m.
 Oct. 6 Emporia State 2 p.m.
 Oct. 13 Northwest Missouri 2 p.m.
 Oct. 20 at Missouri-Rolla 1 p.m.
 Oct. 27 Truman 2 p.m.
 Nov. 3 at Southwest Baptist .. 1:30 p.m.
 Nov. 8 at Central Missouri ... 7:05 p.m.

2000 RESULTS (9-3)

Sept. 2 North Alabama WOT 28-21
 Sept. 9 vs Mesa State W 41-7
 Sept. 16 at Northwest Missouri L 28-35
 Sept. 23 Central Missouri W 23-20
 Sept. 30 at Missouri Western L 7-17
 Oct. 7 Missouri Southern W 42-14
 Oct. 14 at Emporia State W 21-0
Oct. 21 Washburn W 31-28
 Oct. 28 at Missouri-Rolla W 52-10
 Nov. 4 Southwest Baptist W 69-7
 Nov. 11 Truman W 39-9
 Nov. 18 at Nebraska-Omaha L 3-14

LINCOLN UNIVERSITY


SEPTEMBER 8, 2001 • 6 P.M. • MOORE BOWL • TOPEKA, KANSAS

GENERAL

Location: Jefferson City, Mo.
Founded: 1866
Enrollment: 5,000
Affiliation: NAIA
Conference: Independent
Nickname: Blue Tigers
Colors: Blue and White
President: Dr. David B. Henson
Director of Athletics: Theresa Ferguson
Football SID: David Klopfer
E-mail: klopferd@lincolnu.edu
Phone: 573.681.5343
Fax: 573.681.5324
Press Box Phone: n/a



Jack Bush



Toranza Every

FOOTBALL

Head Coach: Jack Bush
 Alma Mater: Lincoln - 1977
 Record at LU: 6-3, two years
 Overall Record: 10-7, three years
 Phone: 573.681.5874

Assistant Coaches: Kevin Faulkner,
 Greg Ruffin, Lemar Parrish, Fred Manuel,
 Marcus Graham

2000 Record: 3-6

Basic Formations: Multiple • 4-3

Lettermen: Returning-27 • Lost-4

Returning Starters: 9 overall

SERIES NOTES

Series Record: WU leads 2-0
First meeting: WU 9, LU 0 in 1989
Last meeting: WU 63, LU 21 in 2000
Last WU win: 63-21 in 2000
Last LU win: n/a
Largest WU win: 63-21 in 2000
Largest LU win: n/a

2001 SCHEDULE

Aug. 30 at Central Missouri .. 7:05 p.m.
 Sept. 8 at Washburn 6 p.m.
 Sept. 15 Lane College 7 p.m.
 Sept. 29 at Elizabeth City State 1:30 p.m.
 Oct. 6 at W. New Mexico State .. 1 p.m.
 Oct. 13 Westminster College 2 p.m.
 Oct. 20 Langston University 2 p.m.
 Oct. 27 at Haskell University 1 p.m.
 Nov. 3 at Gannon University 1 p.m.
 Nov. 10 at Stillman College ... 1:30 p.m.

2000 RESULTS (3-6)

Sept. 2 at Lane College L 6-14
Sept. 9 Washburn L 21-63
 Sept. 23 at SW Assemblies of God .. W 41-14
 Sept. 30 Peru State L 17-27
 Oct. 7 at Clark Atlanta L 0-48
 Oct. 14 Stillman College W 30-24
 Oct. 21 at Langston L 19-27
 Oct. 28 Haskell Indian W 42-0
 Nov. 11 at Northwestern Okla. L 0-60

MISSOURI SOUTHERN STATE COLLEGE

SEPTEMBER 22, 2001 • 6 P.M. • MOORE BOWL • FAMILY DAY • TOPEKA, KAN.

GENERAL

Location: Joplin, Mo.
Founded: 1937
Enrollment: 5,750
Affiliation: NCAA II
Conference: Mid-America Intercollegiate
Nickname: Lions
Colors: Green and Gold
President: Dr. Julio S. Leon
Director of Athletics: Sallie Beard
Football SID: Joe Moore
E-mail: moore-j@mail.mssc.edu
Phone: 417.625.9359
Fax: 417.625.9397
Press Box Phone: 417.625.3087



Bill Cooke



Joey Ballard

FOOTBALL

Head Coach: Bill Cooke
 Alma Mater: Fort Lewis - 1973
 Record at MSSC: 5-16, 2 seasons
 Overall Record: 25-31-1, 6 season
 Phone: 417.625.9358

Assistant Coaches: Alan Dykens, Chris
 Fancher, Rob Green, Mark Smith, Travis
 Rhatigan, Bob Ray, Kevin LaRue

2000 Record: 2-9

MIAA Record, Finish: 2-7, 8th

Basic Formations: Option • 4-4

Lettermen: Returning-28 • Lost-15

Returning Starters: Offense-7 •

Defense-5 • Specialty-2

SERIES NOTES

Series Record: MSSC leads 19-11-1
First meeting: WU 21, MSSC 21 • 1970
Last meeting: WU 24, MSSC 22 • 2000
Last WU win: 24-22 in 2000
Last MSSC win: 17-14 in 1997
Largest WU win: 25-7 in 1986
Largest MSSC win: 44-14 in 1992

2001 SCHEDULE

Sept. 8 Northeastern State 7 p.m.
 Sept. 13 at Southwest Baptist ... 7 p.m.
Sept. 22 at Washburn 6 p.m.
 Sept. 29 Pittsburg State 7 p.m.
 Oct. 6 Northwest Missouri 7 p.m.
 Oct. 13 at Truman 2 p.m.
 Oct. 20 Central Missouri 7 p.m.
 Oct. 25 at Missouri Western .. 7:05 p.m.
 Nov. 3 at Emporia State 2 p.m.
 Nov. 10 Missouri-Rolla 2:00 p.m.

2000 RESULTS (2-9)

Sept. 2 at Northeastern State .. L 15-33
 Sept. 9 at Southwest Missouri ... L 3-48
Sept. 16 Washburn L 22-24
 Sept. 23 at Emporia State L 0-24
 Sept. 30 Southwest Baptist W 41-14
 Oct. 7 at Pittsburg State L 14-42
 Oct. 14 Northwest Missouri L 0-52
 Oct. 21 at Truman L 28-30
 Oct. 28 Missouri Western L 21-28
 Nov. 4 Central Missouri L 0-35
 Nov. 11 at Missouri-Rolla W 20-7

NORTHWEST MISSOURI STATE UNIVERSITY

SEPTEMBER 29, 2001 • 1:30 P.M. • RICKENBRODE STADIUM • MARYVILLE, MO.

GENERAL

Location: Maryville, Mo.**Founded:** 1905**Enrollment:** 6,200**Affiliation:** NCAA II**Conference:** Mid-America Intercollegiate**Nickname:** Bearcats**Colors:** Forest Green and White**President:** Dr. Dean L. Hubbard**Director of Athletics:** Dr. Robert Boerigter**Football SID:** Andy Seeley**E-mail:** nwsid@nwmissouri.edu**Phone:** 660.562.1118**Fax:** 660.562.1582**Press Box Phone:** 660.562.1582

Mel Tjeerdsma



Ryan Miller

FOOTBALL

Head Coach: Mel Tjeerdsma

Alma Mater: Southern State - 1967

Record at NWMSU: 69-21, 7 years

Overall Record: 139-59-4, 17 years

Phone: 660.562.1311

Assistant Coaches: Jim Svoboda, Scott

Bostwick, Bart Tatum, Jon Gustafson

2000 Record: 11-1**MIAA Record, Finish:** 9-0, 1st**Basic Formations:** Multiple • 4-3**Returning Starters:** Offense-3 •

Defense-6 • Specialty-0

SERIES NOTES

Series Record: NWMSU leads 14-5**First meeting:** NWMSU 27, WU 0 • 1944**Last meeting:** NWMSU 63, WU 21 • 2000**Last WU win:** 48-14 in 1994**Last NWMSU win:** 63-21 in 2000**Largest WU win:** 48-14 in 1994**Largest NWMSU win:** 47-0 in 1984

2001 SCHEDULE

Sept. 1 at Nebraska-Omaha 7 p.m.

Sept. 8 Minn. State-Mankato 1:30 p.m.

Sept. 15 at Missouri-Rolla 1:30 p.m.

Sept. 22 Southwest Baptist 1:30 p.m.

Sept. 29 Washburn 1:30 pm.

Oct. 6 at Missouri Southern 7 p.m.

Oct. 13 at Pittsburg State 2 p.m.

Oct. 20 Truman 2 p.m.

Oct. 27 at Central Missouri 1:30 p.m.

Nov. 3 Missouri Western State 1 p.m.

Nov. 10 Emporia State 1 pm

2000 RESULTS (11-1)

Sept. 2 Nebraska-Omaha W 24-17

Sept. 9 at Minnesota State W 34-28

Sept. 16 Pittsburg State W 35-28

Sept. 23 at Southwest Baptist W 65-10

Sept. 30 at Truman W 31-20

Oct. 7 Missouri Western W 46-27

Oct. 14 at Missouri Southern W 52-0

Oct. 21 Emporia State W 62-7

Oct. 28 at Washburn W 63-21

Nov. 4 Missouri-Rolla W 70-7

Nov. 11 at Central Missouri W 55-17

Nov. 18 North Dakota State L 17-31

CENTRAL MISSOURI STATE UNIVERSITY

OCTOBER 11, 2001 • 7:05 P.M. • METRO SPORTS TV • MOORE BOWL • TOPEKA, KAN.

GENERAL

Location: Warrensburg, Mo.**Founded:** 1871**Enrollment:** 11,000**Affiliation:** NCAA II**Conference:** Mid-America Intercollegiate**Nickname:** Mules**Colors:** Cardinal and Black**President:** Dr. Bobby Patton**Director of Athletics:** Jerry Hughes**Football SID:** Bill Turnage**E-mail:** turnage@cmsu1.cmsu.edu**Phone:** 660.543.4312**Fax:** 660.543.8034**Press Box Phone:** 660.543.4905

Willie Fritz



Kevin Nickerson

FOOTBALL

Head Coach: Willie Fritz

Alma Mater: Pittsburg State - 1983

Record at CMSU: 27-17, 4 years

Overall Record: Same

Phone: 660.543.4252

Assistant Coaches: Scott Grinde, Jeff

Hecklinski, Scott Baumgartner, Chuck

Clemens, Charlie Lee, Dan Oswald, Chris

Oswald

2000 Record: 7-4**MIAA Record, Finish:** 5-4, T4th**Basic Formations:** Pro • 4-3**Lettermen:** Returning-40 • Lost-14**Returning Starters:** Offense-8 •

Defense-7 • Specialty-2

SERIES NOTES

Series Record: Tied 15-15-2**First meeting:** WU 6, CMSU 0 • 1902**Last meeting:** CMSU 28, WU 17 • 2000**Last WU win:** 23-7 in 1996**Last CMSU win:** 28-17 in 2000**Largest WU win:** 34-0 in 1963**Largest CMSU win:** 37-0 in 1998

2001 SCHEDULE

Aug. 30 Lincoln 7:05 p.m.

Sept. 6 Ottawa 7 p.m.

Sept. 15 Missouri Western 7 p.m.

Sept. 22 at Emporia State 7 p.m.

Sept. 29 at Missouri-Rolla 1 p.m.

Oct. 6 Southwest Baptist 2 p.m.

Oct. 11 at Washburn 7:05 p.m.

Oct. 20 at Missouri Southern 7 p.m.

Oct. 27 Northwest Missouri 2 p.m.

Nov. 3 at Truman 1 p.m.

Nov. 10 Pittsburg State 1 p.m.

2000 RESULTS (7-4)

Aug. 31 Winona StateW W 45-26

Sept. 9 Quincy W 75-0

Sept. 16 Emporia State W 34-21

Sept. 23 at Pittsburg State L 20-23

Sept. 30 Washburn W 28-17

Oct. 7 at Truman L 14-28

Oct. 14 at Missouri-Rolla W 33-7

Oct. 21 Missouri Western LOT 16-23

Oct. 28 Southwest Baptist W 41-10

Nov. 4 at Missouri Southern W 35-0

Nov. 11 Northwest Missouri L 17-55

TRUMAN STATE UNIVERSITY

OCTOBER 6, 2001 • 2 P.M. • HOMECOMING • MOORE BOWL • TOPEKA, KAN.

GENERAL

Location: Kirksville, Mo.**Founded:** 1867**Enrollment:** 6,000**Affiliation:** NCAA II**Conference:** Mid-America Intercollegiate**Nickname:** Bulldogs**Colors:** Purple and White**President:** Dr. Jack Magruder**Director of Athletics:** Jerry Wollmering**Football SID:** Melissa Ware**E-mail:** mware@truman.edu**Phone:** 660.785.4127/4276**Fax:** 660.785.7475**Press Box Phone:** 660.785.4276

John Ware



Eric Howe

FOOTBALL

Head Coach: John Ware

Alma Mater: Drake University-1981

Record at TSU: 36-29, 6 years

Overall Record: Same

Phone: 660.785.4252

Assistant Coaches: Matt Copeland, Mat

Steinberg, Matt Nelson, Keith Matheny,

Jeff Jacques, Erick Kruppe

2000 Record: 6-5**MIAA Record, Finish:** 5-4, T4th**Basic Formations:** Multiple • 4-4**Lettermen:** Returning-46 • Lost-12**Returning Starters:** Offense-9 •

Defense-7 • Specialty-1

SERIES NOTES

Series Record: Truman leads 15-3**First meeting:** TSU 26, WU 13 • 1958**Last meeting:** TSU 45, WU 42 • 2000**Last WU win:** 52-13 in 1999**Last TSU win:** 45-42 in 2000**Largest WU win:** 52-13 in 1999**Largest TSU win:** 39-0 in 1962

2001 SCHEDULE

Sept. 1 Drake (Iowa) 1:30 p.m.

Sept. 8 at Quincy (Ill.) 1 p.m.

Sept. 15 Emporia State 1:30 p.m.

Sept. 22 Missouri-Rolla 2 p.m.

Sept. 29 at Southwest Baptist 1:30 p.m.

Oct. 6 at Washburn 2 p.m.

Oct. 13 Missouri Southern 2 p.m.

Oct. 20 at Northwest Missouri 2 p.m.

Oct. 27 at Pittsburg State 2 p.m.

Nov. 3 Central Missouri 1 p.m.

Nov. 10 at Missouri Western 1 p.m.

2000 RESULTS (6-5)

Sept. 2 Northern Michigan W 35-24

Sept. 9 at South Dakota L 14-38

Sept. 16 Southwest Baptist W 64-14

Sept. 23 at Missouri-Rolla W 49-0

Sept. 30 Northwest Missouri L 20-31

Oct. 7 Central Missouri W 28-14

Oct. 14 at Missouri Western L 19-20

Oct. 21 Missouri Southern W 30-28

Oct. 28 at Emporia State L 20-55

Nov. 4 Washburn W 45-42

Nov. 11 at Pittsburg State L 9-39

MISSOURI WESTERN STATE COLLEGE

OCTOBER 20, 2001 • 1 P.M. • SPRATT STADIUM • ST. JOSEPH, MO.

GENERAL

Location: St. Joseph, Mo.**Founded:** 1969**Enrollment:** 5,158**Affiliation:** NCAA II**Conference:** Mid-America Intercollegiate**Nickname:** Griffons**Colors:** Black and Gold**President:** Dr. James Scanlon**Director of Athletics:** Pete Chapman**Football SID:** Brett King**E-mail:** king@griffon.mwsc.edu**Phone:** 816.271.4257**Fax:** 816.271.4544**Press Box Phone:** 816.271.4257

Jerry Partridge



Kasey Waterman

FOOTBALL

Head Coach: Jerry Partridge

Alma Mater: Missouri Western 1985

Record at MWSC: 25-20, 4 years

Overall Record: Same

Phone: 816.271.5944

Assistant Coaches: Jay Bubak, Les

Boyum, Doug Smith, Matt Williamson,

Regi Trotter, Phillip Nelson

2000 Record: 8-4**MIAA Record, Finish:** 8-1, 2nd**Basic Formations:** Multiple-1 • 4-3**Lettermen:** Returning-36 • Lost-19**Returning Starters:** Offense-6 •

Defense-6 • Specialty-1

SERIES NOTES

Series Record: MWSC leads 15-12-2**First meeting:** WU 58, MWSC 3 • 1972**Last meeting:** MWSC 23, WU 13 • 2000**Last WU win:** 35-27 • 1998**Last MWSC win:** 23-13 • 2000**Largest WU win:** 58-3 in 1972**Largest MWSC win:** 52-0 in 1981

2001 SCHEDULE

Sept. 1 at Southeastern Oklahoma 7 p.m.

Sept. 8 Fort Hays State 6 p.m.

Sept. 15 at Central Missouri 7 p.m.

Sept. 22 Pittsburg State 6 p.m.

Sept. 29 at Emporia State 2 p.m.

Oct. 6 Missouri-Rolla 2 p.m.

Oct. 13 at Southwest Baptist 1:30 p.m.

Oct. 20 Washburn 1 p.m.

Oct. 27 Missouri Southern 1 p.m.

Nov. 3 at Northwest Missouri 1 p.m.

Nov. 10 Truman 1 p.m.

2000 RESULTS (8-4)

Aug. 31 South Dakota L 13-17

Sept. 9 at Fort Hays State L 15-23

Sept. 16 Missouri-Rolla W 63-0

Sept. 23 at Washburn W 23-13

Sept. 30 Pittsburg State W 17-7

Oct. 7 at Northwest Missouri L 27-46

Oct. 14 Truman W 20-19

Oct. 21 at Central Missouri WOT 23-16

Oct. 28 at Missouri Southern W 28-21

Nov. 4 Emporia State W 28-27

Nov. 11 at Southwest Baptist W 53-26

Dec. 2 vs Winona State L3OT 41-43

EMPORIA STATE UNIVERSITY

OCTOBER 27, 2001 • 2 P.M. • WELCH STADIUM • EMPORIA, KAN.

GENERAL

Location: Emporia, Kan.
Founded: 1863
Enrollment: 5,616
Affiliation: NCAA II
Conference: Mid-America Intercollegiate
Nickname: Hornets
Colors: Old Gold and Black
President: Dr. Kay Schallenkamp
Director of Athletics: Kent Weiser
Football SID: Don Weast
E-mail: weastdon@esumail.emporia.edu
Phone: 620.341.5526
Fax: 620.341.5808
Press Box Phone: 620.341.5020



Dave Wiemers



Dontaye McCoy

FOOTBALL

Head Coach: Dave Wiemers
 Alma Mater: Washburn - 1990
 Record at ESU: First year
 Overall Record: First year
 Phone: 620.341.5504
Assistant Coaches: Todd Hafner, Clayt Birmingham, Jon Wiemers, Chet Pobolish, Larry Wiemers, Kenny Wilhite
2000 Record: 6-5
MIAA Record, Finish: 5-4, T4th
Basic Formations: Multiple • 4-4
Lettermen: Returning-43 • Lost-15
Returning Starters: Offense-7 • Defense-8 • Specialty-1

SERIES NOTES

Series Record: ESU leads 49-42-6
First meeting: ESU 11, WU 0 • 1899
Last meeting: ESU 35, WU 21 • 2000
Last WU win: 59-46 in 1988
Last ESU win: 35-21 in 2000
Largest WU win: 34-6 in 1956
Largest ESU win: 45-6 in 1928

2001 SCHEDULE

Aug. 30 at Fort Hays State 7 p.m.
 Sept. 8 East Central (OK) 7 p.m.
 Sept. 15 at Truman 1:30 p.m.
 Sept. 22 Central Missouri 7 p.m.
 Sept. 29 Missouri Western 2 p.m.
 Oct. 6 at Pittsburg State 2 p.m.
 Oct. 13 Missouri-Rolla 2 p.m.
 Oct. 20 at Southwest Baptist 2 p.m.
 Oct. 27 Washburn 2 p.m.
 Nov. 3 Missouri Southern 2 p.m.
 Nov. 10 at Northwest Missouri 1 p.m.

2000 RESULTS (6-5)

Aug. 31 Fort Hays State L 10-16
 Sept. 9 at East Central Okla. W 31-14
 Sept. 16 at Central Missouri L 21-34
 Sept. 23 Missouri Southern W 24-0
 Sept. 30 Missouri-Rolla W 49-7
 Oct. 7 at Southwest Baptist W 34-13
 Oct. 14 Pittsburg State L 0-21
 Oct. 21 at Northwest Missouri L 62-7
 Oct. 28 Truman W 55-20
 Nov. 4 at Missouri Western L 27-28
Nov. 11 at Washburn W 35-21

UNIVERSITY OF MISSOURI-ROLLA

NOVEMBER 3, 2001 • 1 P.M. • MOORE BOWL • TOPEKA, KANSAS

GENERAL

Location: Rolla, Mo.
Founded: 1870
Enrollment: 4,393
Affiliation: NCAA II
Conference: Mid-America Intercollegiate
Nickname: Miners
Colors: Silver and Gold
Chancellor: Dr. Gary Thomas
Director of Athletics: Mark Mullin
Football SID: John Kean
E-mail: jkean@umr.edu
Phone: 573.341.4140
Fax: 573.341.4880
Press Box Phone: 573.341.4057



Kirby Cannon



Ken Okwuonu

FOOTBALL

Head Coach: Kirby Cannon
 Alma Mater: Southwest Missouri-1981
 Record at UMR: 2-20, 2 years
 Overall Record: Same
 Phone: 573.341.4957
Assistant Coaches: Shawn Corbett, Travis Boulware, Jason Koltz, Joe Pfankuch
2000 Record: 2-9
MIAA Record, Finish: 0-9, 10th
Basic Formations: Multiple I • 4-3
Lettermen: Returning-36 • Lost-17
Returning Starters: Offense-5 • Defense-8 • Specialty-2

SERIES NOTES

Series Record: WU leads 7-5
First meeting: UMR 20, WU 7 • 1989
Last meeting: WU 34, UMR 14 • 2000
Last WU win: 34-14 in 2000
Last UMR win: 19-0 in 1994
Largest WU win: 45-0 in 1996
Largest UMR win: 38-14 in 1993

2001 SCHEDULE

Sept. 1 Quincy 6:30 p.m.
 Sept. 8 at Kentucky Wesleyan 1:30 p.m.
 Sept. 15 Northwest Missouri . . . 6:30 p.m.
 Sept. 22 at Truman 2 p.m.
 Sept. 29 Central Missouri 1 p.m.
 Oct. 6 at Missouri Western 2 p.m.
 Oct. 13 at Emporia State 2 p.m.
 Oct. 20 Pittsburg State 1 p.m.
 Oct. 27 Southwest Baptist 6:30 p.m.
Nov. 3 at Washburn 1 p.m.
 Nov. 10 Missouri Southern 2 p.m.

2000 RESULTS (2-9)

Sept. 2 Kentucky Wesleyan . . . W 35-28
 Sept. 9 at Missouri Valley . . . W 22-20
 Sept. 16 at Missouri Western . . . L 0-63
 Sept. 23 Truman L 0-49
 Sept. 30 at Emporia State L 7-49
Oct. 7 Washburn L 14-34
 Oct. 14 Central Missouri L 7-33
 Oct. 21 at Southwest Baptist. LOT 32-35
 Oct. 28 Pittsburg State L 10-52
 Nov. 4 at Northwest Missouri . . . L 7-70
 Nov. 11 Missouri Southern L 7-20

SOUTHWEST BAPTIST UNIVERSITY

NOVEMBER 10, 2001 • 1 P.M. • SENIOR DAY • MOORE BOWL • TOPEKA, KAN.

GENERAL

Location: Bolivar, Mo.
Founded: 1878
Enrollment: 3,000
Affiliation: NCAA II
Conference: Mid-America Intercollegiate
Nickname: Bearcats
Colors: Purple and White
President: Dr. C. Pat Taylor
Director of Athletics: Dennis Roland
Football SID: Joey Roberts
E-mail: jrrobert@sbniv.edu
Phone: 471.328.1799
Fax: 471.328.1745
Press Box Phone: 471.328.1738



Ray Richards

FOOTBALL

Head Coach: Ray Richards
 Alma Mater: Northern Michigan 1981
 Record at SBU: first season
 Overall Record: first season
 Phone: 417.328.1787
Assistant Coaches: Tony Hatmaker, Jonathan Polson, Ray Caldwell, Danny White, Ryan McCallum, Rick Scholten
2000 Record: 2-9
MIAA Record, Finish: 1-8, 9th
Basic Formations: Multiple I • 4-3
Lettermen: Returning-32 • Lost-30
Returning Starters: Offense-5 • Defense-4 • Specialty-0

SERIES NOTES

Series Record: WU leads 9-3
First meeting: SBU 34, WU 19 • 1989
Last meeting: WU 58, SBU 21 • 2000
Last WU win: 58-21 in 2000
Last SBU win: 26-20 OT in 1998
Largest WU win: 58-21 in 2000
Largest SBU win: 34-19 in 1989

2001 SCHEDULE

Aug. 25 Quincy 7 p.m.
 Sept. 1 at Kentucky Wesleyan . . . 6 p.m.
 Sept. 13 Missouri Southern 7 p.m.
 Sept. 22 at Northwest Missouri 1:30 p.m.
 Sept. 29 Truman 1:30 p.m.
 Oct. 6 at Central Missouri 2 p.m.
 Oct. 13 Missouri Western 1:30 p.m.
 Oct. 20 Emporia State 2 p.m.
 Oct. 27 at Missouri-Rolla 6:30 p.m.
 Nov. 3 Pittsburg State 1:30 p.m.
Nov. 10 at Washburn 1 p.m.

2000 RESULTS (2-9)

Sept. 2 Quincy W 37-0
 Sept. 9 at Central Arkansas L 7-23
 Sept. 16 at Truman L 14-64
 Sept. 23 Northwest Missouri L 10-65
 Sept. 30 at Missouri Southern . . . L 14-41
 Oct. 7 Emporia State L 13-34
Oct. 14 at Washburn L 21-58
 Oct. 21 Missouri-Rolla WOT 35-32
 Oct. 28 at Central Missouri L 10-41
 Nov. 4 at Pittsburg State L 7-69
 Nov. 11 Missouri Western L 26-53

2001 MIAA COMPOSITE SCHEDULE

Saturday, August 25
 Quincy (Ill.) @ SBU, 7 p.m.
 Southwestern Assemblies of God (Texas) @ PSU (HOF), 7 p.m.

Thursday, August 30
 ESU @ Fort Hays (Kan.) State, 7 p.m.
 Lincoln (Mo.) @ CMSU, 7 p.m.
 NWMSU @ Nebraska-Omaha, 7 p.m.

Saturday, September 1
WU @ Wisconsin-LaCrosse, 1 p.m.
 Drake (Iowa) @ TSU, 1:30 p.m.
 SBU @ Kentucky Wesleyan, 6 p.m.
 Quincy (Ill.) @ UMR, 6:30 p.m.
 MWSC @ Southeastern Oklahoma St., 7 p.m.

Thursday, September 6
 Ottawa (Kan.) @ CMSU, 7 p.m.

Saturday, September 8
 TSU @ Quincy (Ill.), 1 p.m.
 Minnesota State-Mankato @ NWMSU, 1:30 p.m.
 UMR @ Kentucky Wesleyan, 1:30 p.m.
 Fort Hays (Kan.) State @ MWSC, 6 p.m.
Lincoln (Mo.) @ WU, 6 p.m.
 Bacone (Okla.) @ PSU, 7 p.m.
 East Central (Okla.) @ ESU, 7 p.m.
 Northeastern (Okla.) State @ MSSC, 7 p.m.

Thursday, September 13
 *MSSC @ SBU (tv), 7:08 p.m.

Saturday, September 15
 *ESU @ TSU (HOF), 1:30 p.m.
 *NWMSU @ UMR (HOF), 6:30 p.m.

*MWSC @ CMSU, 7 p.m.
***WU @ PSU (FD), 7 p.m.**

Saturday, September 22
 *SBU @ NWMSU (FD), 1:30 p.m.
 *UMR @ TSU (FD), 1:30 p.m.
***MSSC @ WU (FD), 6 p.m.**
 *PSU @ MWSC (FD), 6 p.m.
 *CMSU @ ESU, 7 p.m.

Saturday, September 29
 *CMSU @ UMR, 1 p.m.
 *TSU @ SBU, 1:30 p.m.
***WU @ NWMSU, 1:30 p.m.**
 *MWSC @ ESU (FD), 2 p.m.
 *PSU @ MSSC, 7 p.m.

Saturday, October 6
 *ESU @ PSU, 2 p.m.
***TSU @ WU (HC/HOF), 2 p.m.**
 *UMR @ MWSC (HC), 2 p.m.
 *NWMSU @ MSSC, 7 p.m.
 *SBU @ CMSU (FD), 7 p.m.

Thursday, October 11
***CMSU @ WU (tv), 7:08 p.m.**

Saturday, October 13
 *MWSC @ SBU, 1:30 p.m.
 *MSSC @ TSU (HC), 2 p.m.
 *NWMSU @ PSU (HC), 2 p.m.
 *UMR @ ESU (HC), 2 p.m.

Saturday, October 20
 *PSU @ UMR (FD), 1 p.m.
***WU @ MWSC (HOF), 1 p.m.**
 *ESU @ SBU (HC), 1:30 p.m.

*TSU @ NWMSU (HC), 2 p.m.
 *CMSU @ MSSC, 7 p.m.

Thursday, October 25
 *MSSC @ MWSC (tv), 7:08 p.m.

Saturday, October 27
 *NWMSU @ CMSU (HC), 2 p.m.
 *TSU @ PSU, 2 p.m.
***WU @ ESU, 2 p.m.**
 *SBU @ UMR (SD), 6:30 p.m.

Saturday, November 3
 *CMSU @ TSU, 1 p.m.
 *MWSC @ NWMSU, 1 p.m.
***UMR @ WU, 1 p.m.**
 *PSU @ SBU (SD), 1:30 p.m.
 *MSSC @ ESU, 2 p.m.

Thursday, November 8
 *PSU @ CMSU (tv), 7:08 p.m.

Saturday, November 10
 *ESU @ NWMSU, 1 p.m.
***SBU @ WU (SD), 1 p.m.**
 *TSU @ MWSC, 1 p.m.
 *UMR @ MSSC (HC), 2 p.m.

*=MIAA Game; HC=Homecoming; HOF=Hall of Fame Game; FD=Family Day; SD=Senior Day.
 tv=Games to be produced and telecast in the Kansas City area by Metro Sports.
 All times are Central Daylight/Standard.
 Dates and time are subject to change.



2001 opponent series

Wisconsin-LaCrosse
WU Leads Series 2-0
1999 WU27-24
2000 WU26-6

Lincoln
WU Leads Series 2-0
1989 WU9-0
2000 WU63-21

Missouri Southern
MSSC Leads Series 19-11-1
1970 Tied21-21
1971 MSSC14-10
1972 MSSC14-3
1973 WU9-3
1974 WU35-17
1975 MSSC21-9
1976 MSSC35-21
1977 MSSC38-21
1978 MSSC20-7
1979 WU20-19
1980 MSSC35-9
1981 MSSC12-0
1982 MSSC20-0
1983 WU24-10
1984 WU31-29
1985 WU19-6
1986 WU25-7
1987 MSSC32-14
1988 WU35-23
1989 MSSC23-6
1990 MSSC30-6
1991 MSSC31-6
1992 MSSC44-14
1993 MSSC36-21
1994 MSSC38-16
1995 MSSC25-0
1996 MSSC32-31
1997 MSSC17-14
1998 WU49-37
1999 WU35-28
2000 WU24-22

Missouri Western
MWSC Leads Series 15-12-2
1972 WU58-3
1973 Tied13-13
1974 WU37-0
1975 MWSC27-24
1976 WU26-15
1977 Tied7-7
1978 MWSC53-25
1979 WU23-21
1980 MWSC45-14
1981 MWSC52-0
1982 MWSC37-21
1983 WU24-21
1984 MWSC37-21
1985 MWSC13-10
1986 WU21-14
1987 WU31-6*
1988 WU17-10
1989 WU28-21*
1990 WU21-10
1991 MWSC35-23
1992 MWSC41-17
1993 MWSC41-10
1994 MWSC60-28
1995 MWSC17-6
1996 WU21-7
1997 MWSC13-12
1998 WU35-27
1999 MWSC42-10

2000 MWSC23-13
*Later forfeited by WU

Central Missouri
WU Leads Series 15-15-2
1902 WU6-0
1914 WU6-0
1915 WU19-7
1943 Tied0-0
1944 WU12-2
1945 WU25-0
1960 CMSU35-14
1961 WU27-15
1962 WU20-0
1963 WU34-0*
1964 WU31-0
1965 Tied7-7
1966 CMSU38-7
1967 CMSU14-0
1968 CMSU34-0
1969 CMSU17-0
1985 WU31-3
1986 WU37-14
1987 CMSU26-17
1988 WU28-27
1989 CMSU29-7
1990 CMSU24-7
1991 CMSU21-0
1992 WU13-10
1993 CMSU41-19
1994 CMSU43-10
1995 WU37-21
1996 WU23-7
1997 CMSU20-14
1998 CMSU37-0
1999 CMSU32-18
2000 CMSU28-17

Missouri-Rolla
WU Leads Series 7-5
1989 UMR20-7
1990 WU13-7
1991 UMR28-13
1992 UMR26-21
1993 UMR38-14
1994 UMR19-0
1995 WU21-10
1996 WU45-0
1997 WU27-13
1998 WU24-7
1999 WU53-18
2000 WU34-14

Southwest Baptist
WU Leads Series 9-3-0
1989 SBU34-19
1990 WU24-9
1991 WU14-6
1992 WU21-17
1993 SBU25-20
1994 WU31-14
1995 WU37-20
1996 WU24-20
1997 WU25-7
1998 SBU26-20
1999 WU36-0
2000 WU58-21

Pittsburg State
PSU Leads Series 54-18-1
1920 WU7-0*
1921 PSU21-7

1922 PSU6-0
1923 PSU10-0
1924 PSU20-0
1928 WU12-0
1929 WU12-7+
1930 WU13-7
1931 WU15-0
1932 WU27-7+
1933 WU6-0
1934 PSU18-13
1941 Tied7-7
1942 PSU19-0
1943 PSU27-7
1943 PSU39-0
1944 PSU26-6
1946 WU12-7
1947 WU13-12
1948 WU25-7
1949 WU27-19
1950 PSU39-6
1951 PSU23-0
1952 PSU17-7
1953 WU36-13
1954 WU13-12
1955 PSU12-7
1956 PSU27-0
1957 PSU21-6
1958 PSU13-7
1959 PSU26-6
1960 PSU27-6
1961 PSU40-0
1962 PSU27-0
1963 PSU21-20
1964 WU17-7+
1965 PSU20-7
1966 PSU24-20
1967 PSU38-12
1968 PSU14-0
1969 WU19-17
1970 PSU13-7
1971 PSU27-0
1972 PSU21-7
1973 PSU21-14
1974 PSU15-14
1975 PSU20-16
1976 WU28-16
1977 WU28-21
1978 PSU14-27#
1979 PSU46-12
1980 WU38-36
1981 PSU35-12
1982 PSU38-14
1983 PSU29-21
1984 PSU21-20
1985 PSU35-18
1986 PSU21-7
1986 PSU58-24
1987 PSU44-0
1988 PSU23-14
1989 PSU61-0
1990 PSU17-0
1991 PSU21-0
1992 PSU48-29
1993 PSU55-18
1994 PSU62-13
1995 PSU31-7
1996 PSU43-14
1997 PSU40-11
1998 PSU72-12
1999 PSU27-8
2000 PSU31-28
+PSU records reflect different score
*Later forfeited by WU
#Later forfeited by PSU

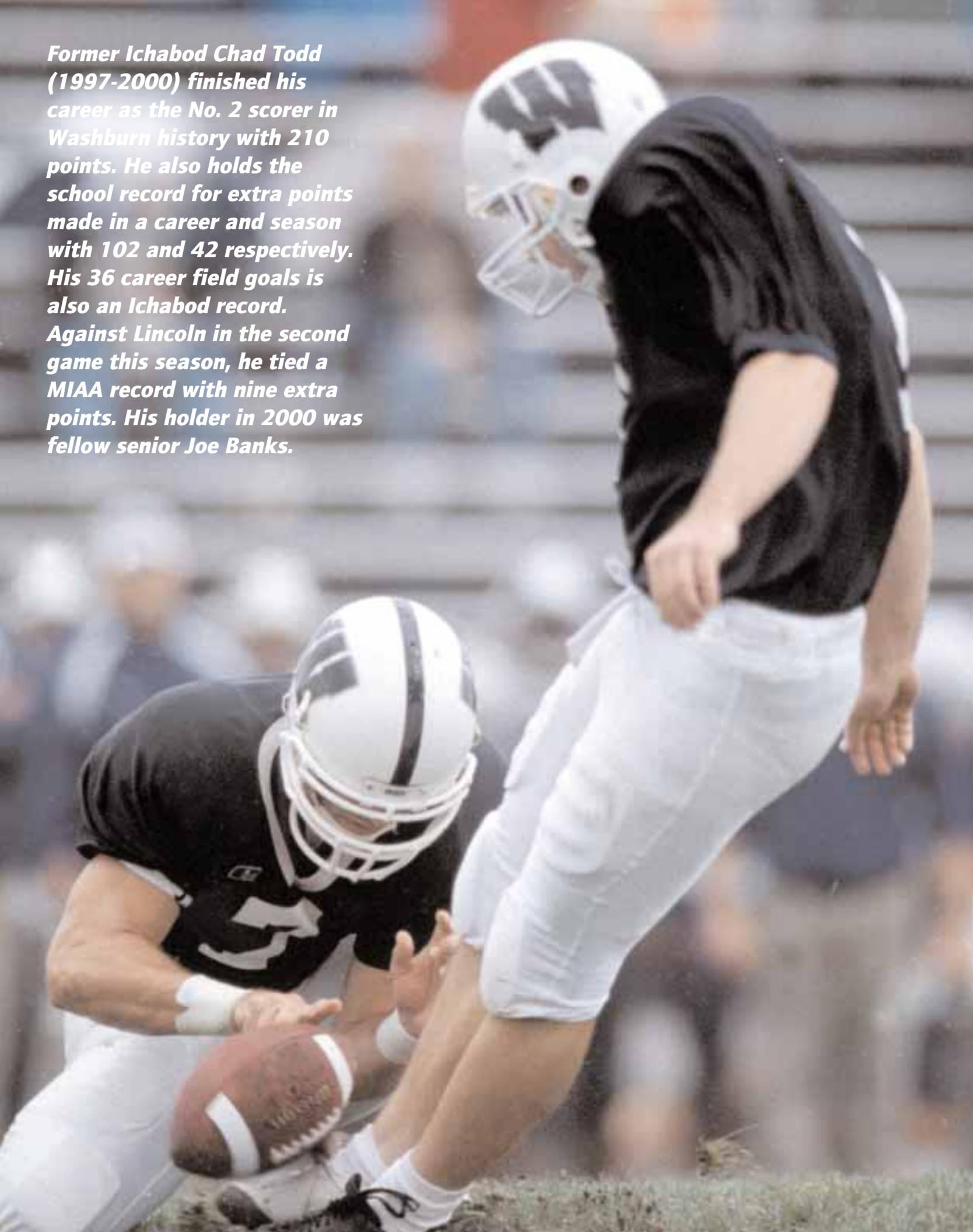
Northwest Missouri
NWMSU Leads Series 14-5-0
1944 NWMSU27-0
1944 NWMSU28-0
1984 NWMSU47-0
1985 WU38-24
1986 WU38-24
1987 NWMSU29-27
1988 WU33-12
1989 NWMSU34-21
1990 WU14-0
1991 NWMSU29-3
1992 NWMSU22-21
1993 NWMSU61-36
1994 WU48-14
1995 NWMSU42-21
1996 NWMSU33-14
1997 NWMSU17-14
1998 NWMSU38-31
1999 NWMSU35-10
2000 NWMSU63-21

Truman
TSU Leads Series 15-3-0
1958 TSU26-13
1959 TSU6-0
1960 TSU39-12
1961 TSU27-9
1962 TSU39-0
1963 WU7-6*
1989 WU21-3*
1990 TSU44-17
1991 TSU14-7
1992 TSU42-8
1993 TSU34-0
1994 TSU50-31
1995 TSU41-17
1996 TSU38-21
1997 TSU37-7
1998 TSU38-28
1999 WU52-18
2000 TSU45-42
*Later forfeited by WU

Emporia State
ESU Leads Series 49-42-6
1899 ESU11-0
1901 WU6-0
1902 WU6-0
1903 Tied0-0
1904 WU21-0
1905 WU29-6
1906 WU6-0
1907 WU18-0
1908 WU6-0
1909 WU24-6
1910 ESU14-12
1911 WU8-0
1912 ESU7-6
1913 WU41-7
1914 ESU19-0
1915 Tied7-7
1916 ESU23-7
1917 Tied0-0
1918 WU22-3
1919 WU20-6
1920 Tied7-7
1921 WU10-7+
1922 ESU34-0
1923 Tied7-7
1924 ESU18-0
1925 ESU6-0
1926 ESU35-0

1927 ESU20-7
1928 ESU45-6
1929 WU6-2
1930 WU13-6
1931 WU20-7
1932 Tied0-0
1933 ESU7-6
1934 ESU14-6
1935 WU12-7
1936 ESU14-7
1937 ESU12-6
1938 WU19-6
1939 WU12-0
1940 ESU38-7
1941 ESU20-12
1942 ESU12-0
1946 WU20-12
1947 ESU12-6
1948 ESU7-0
1949 ESU19-14
1950 ESU27-19
1951 WU14-13
1952 ESU7-6
1953 WU21-0
1954 WU14-6
1955 WU26-6
1956 WU34-6
1957 WU25-0
1958 ESU27-6
1959 ESU24-13
1960 ESU7-6
1961 ESU26-10
1962 WU7-6
1963 WU32-6
1964 WU19-6
1965 WU21-0
1966 ESU14-0
1966 ESU12-6
1967 ESU34-7
1968 ESU47-19
1969 ESU28-14
1970 WU34-21
1971 ESU3-0
1972 ESU41-7
1973 WU20-10
1974 WU36-15
1975 WU42-13
1976 WU21-0
1977 WU40-12
1978 WU17-7
1979 ESU17-11
1980 ESU45-7
1981 WU17-10
1982 ESU20-13
1983 WU41-7
1984 ESU14-0
1985 WU25-18
1986 ESU22-16
1987 WU28-21*
1988 WU59-46
1991 ESU49-18
1992 ESU25-18
1993 ESU37-19
1994 ESU43-7
1995 ESU25-24
1996 ESU40-35
1997 ESU64-35
1998 ESU35-27
1999 ESU45-20
2000 ESU35-21
+ESU records reflect different score
*Later forfeited by WU

Former Ichabod Chad Todd (1997-2000) finished his career as the No. 2 scorer in Washburn history with 210 points. He also holds the school record for extra points made in a career and season with 102 and 42 respectively. His 36 career field goals is also an Ichabod record. Against Lincoln in the second game this season, he tied a MIAA record with nine extra points. His holder in 2000 was fellow senior Joe Banks.



Game #1
Wisconsin-La Crosse6
Washburn26

Sept. 2, 2000 • Moore Bowl • Topeka, Kan.

The Washburn Ichabods provided a dominating performance in their 2000 opener against Wisconsin-Lacrosse. The Ichabods downed the Eagles 26-6 in the 108 degree heat for their third-straight season opening victory.

Freshman quarterback Tyler Schuerman wasn't showing his age in his first start for Washburn. Schuerman rushed for 102 yards and passed for 97 more, becoming the first Washburn player since Willie Sapp in 1997 to rush for over 100 yards.

Chad Todd kicked his first of a Washburn record-tying four field goals with a 39-yarder to open the scoring at 7:42 in the first quarter. Brandon Rainer became the first Ichabod to score a touchdown this season with 1-yard score with 2:42 left in the first.

Todd added three more field goals, including a 47-yard kick to give Washburn a 19-0 lead after three quarters. The 47-yard kick tied a personal best.

Corey Crain added an 18-yard touchdown with 8:19 left in the ballgame, while Mike Smith put the Eagles on the board with a 2-yard score with 2:22 to play.

Rainer ran 11 times for 59 yards, while Colon McNeal caught three passes for 53 yards.

The Ichabod defense forced four turnovers, while Clarence Williams and Chris Simmons came up with six tackles apiece.

Score by Quarters	1	2	3	4	Score	
UW-La Crosse	0	0	0	6	- 6	Record: (0-1)
Washburn	10	3	6	7	- 26	Record: (1-0)

Scoring Summary:

1st Quarter

07:42 WU - Todd,Chad 39 yd field goal, 5-26 2:17, UWL 0 - WU 3

02:49 WU - Rainer,Brandon 1 yd run (Todd,Chad kick), 8-82 3:03, UWL 0 - WU 10

2nd Quarter

03:51 WU - Todd,Chad 33 yd field goal, 9-16 4:25, UWL 0 - WU 13

3rd Quarter

09:19 WU - Todd,Chad 21 yd field goal, 11-76 5:41, UWL 0 - WU 16

04:55 WU - Todd,Chad 47 yd field goal, 8-50 3:15, UWL 0 - WU 19

4th Quarter

08:19 WU - Crain,Corey 18 yd run (Todd,Chad kick), 2-23 0:51, UWL 0 - WU 26

02:22 UWL - Smith,Mike 2 yd run (Mocadlo,Andrew rush failed), 12-82 5:57, UWL 6 - WU 26

Team Statistics	EAGLES	ICHABODS
FIRST DOWNS	10	21
RUSHES-YARDS (NET)	36-121	62-294
PASSING YDS (NET)	42	97
Passes Att-Comp-Int	17-5-1	14-7-0
TOTAL OFFENSE PLAYS-YARDS	53-163	76-391
Fumble Returns-Yards	0-0	0-0
Punt Returns-Yards	2-0	4-35
Kickoff Returns-Yards	7-144	1-0
Interception Returns-Yard	0-0	1-4
Punts (Number-Avg)	6-52.2	4-39.2
Fumbles-Lost	3-3	1-0
Penalties-Yards	2-30	12-103
Possession Time	23:04	36:56
Sacks By: Number-Yards	2-17	3-12

RUSHING: Wisconsin-LaCrosse-Czys,Steve 13-68; Smith,Mike 7-35; Mocadlo,Andrew 8-18; Boraas,Josh 7-1; Berg,Ian 1-minus 1. Washburn-Schuerman,Tyler 20-102; Rainer,Brandon 11-59; Crain,Corey 7-48; Johnson,Joshua 7-31; Jones,Reggie 3-24; Taylor,Preston 2-16; McNeal,Colon 2-7; Camp,Joe 6-6; Smith,Travis 1-2; Humphrey,Darryl 2-0; Ichabods 1-minus 1.

PASSING: Wisconsin-LaCrosse-Boraas,Josh 2-14-1-9; Youngbauer,Andr 3-3-0-33. Washburn-Schuerman,Tyler 7-12-0-97; Taylor,Preston 0-2-0-0.

RECEIVING: Wisconsin-LaCrosse-Wagner,Nick 2-14; Schmitz,Eric 1-18; Berg,Ian 1-7; Thomas,Rudy 1-3. Washburn-McNeal,Colon 3-53; Camp,Joe 2-13; Whittle,Chris 1-17; Johnson,Joshua 1-14.

INTERCEPTIONS: Wisconsin-LaCrosse-None. Washburn-Simmons,Chris 1-4.

Stadium: Moore Bowl Attendance: 2,368
Kickoff time: 6:00 pm End of Game: 9:02 Total elapsed time: 3:02
Temperature: 108 Wind: 10-15 S Weather: Hot and humid

Game #2
Washburn63
Lincoln21

Sept. 9, 2000 • Reed Stadium • Jefferson City, Mo.

The Ichabods' 63 points was the highest total since they rolled up a 61-0 win over McPherson College in 1995.

Junior fullback Brandon Rainer led the Ichabod attack with 105 yards rushing on 16 attempts, averaging 6.6 yards per carry. Rainer also lit the score-board with three touchdowns. Freshman quarterback Tyler Schuerman ran for 83 yards on 12 carries. Schuerman also ran for four touchdowns and completed four passes on nine attempts for 50 yards.

After leading at halftime 28-14, the Ichabods scored touchdowns on five-of-its six possessions in the second half. Senior placekicker Chad Todd tied an MIAA record with nine extra points in a game.

The Ichabods totaled 417 total offensive yards and recorded five sacks for 29 yards. The Ichabods also had 15 different people record a tackle for loss. Junior safety Jeremy Potts recorded a team high six tackles and three pass breakups.

Score by Quarters	1	2	3	4	Score	
Washburn	14	14	14	21	- 63	Record: (2-0)
Lincoln	0	14	0	7	- 21	Record: (0-2)

Scoring Summary:

1st Quarter

10:56 WU - Schuerman,Tyler 7 yd run (Todd,Chad kick), 5-42 2:07, WU 7 - LU 0

04:37 WU - Rainer,Brandon 3 yd run (Todd,Chad kick), 9-61 3:42, WU 14 - LU 0

2nd Quarter

11:01 LU - Every, Toranza 13 yd run (Tate, Alex kick), 9-74 3:51, WU 14 - LU 7

07:42 WU - Schuerman,Tyler 1 yd run (Todd,Chad kick), 5-36 2:12, WU 21 - LU 7

06:55 WU - Schuerman,Tyler 15 yd run (Todd,Chad kick), 2-18 0:37, WU 28 - LU 7

01:41 LU - Every, Toranza 5 yd run (Tate, Alex kick), 11-49 5:14, WU 28 - LU 14

3rd Quarter

10:10 WU - Rainer,Brandon 1 yd run (Todd,Chad kick), 12-70 4:50, WU 35 - LU 14

08:00 WU - Rainer,Brandon 1 yd run (Todd,Chad kick), 3-12 1:11, WU 42 - LU 14

4th Quarter

14:57 WU - Schuerman,Tyler 4 yd run (Todd,Chad kick), 11-67 4:58, WU 49 - LU 14

14:07 LU - Spann,Carlos 13 yd pass from Every, Toranza (Tate, Alex kick), 4-74 0:50, WU 49 - LU 21

09:19 WU - Humphrey,Darryl 6 yd run (Todd,Chad kick), 9-60 4:48, WU 56 - LU 21

04:02 WU - Taylor,Preston 6 yd run (Todd,Chad kick), 6-31 3:14, WU 63 - LU 21

	ICHABODS	BLUE TIGERS
FIRST DOWNS	28	21
RUSHES-YARDS (NET)	66-367	40-107
PASSING YDS (NET)	50	255
Passes Att-Comp-Int	9-4-1	27-15-0
TOTAL OFFENSE PLAYS-YARD	75-417	67-362
Fumble Returns-Yards	0-0	0-0
Punt Returns-Yards	1-12	0-0
Kickoff Returns-Yards	4-78	8-158
Interception Returns-Yards	0-0	1-0
Punts (Number-Avg)	1-31.0	3-25.0
Fumbles-Lost	2-1	3-2
Penalties-Yards	6-55	12-121
Possession Time	33:00	27:00
Sacks By: Number-Yards	5-29	0-0

RUSHING: Washburn-Rainer,Brandon 16-105; Schuerman,Tyler 12-83; Jones,Reggie 8-33; Taylor,Preston 6-28; Johnson,Joshua 6-27; Camp,Joe 7-26; Crain,Corey 3-23; Humphrey,Darryl 3-15; Smith,Travis 3-14; Wrecke,Garrett 1-13; Ichabods 1-0. Lincoln-Every, Toranza 21-95; Coleman, Larico 3-11; Spencer, Amil 1-3; Owens, Luke 5-3; Wilkerson,Desh. 1-2; Grubbs, Deion 8-minus 3; Hinkle, Timothy 1-minus 4.

PASSING: Washburn-Schuerman,Tyler 4-9-1-50. Lincoln-Every, Toranza 15-27-0-255.

RECEIVING: Washburn-Crain,Corey 2-24; Banks,Joe 1-19; McNeal,Colon 1-7. Lincoln-Mays, Patrick 6-135; Spann,Carlos 5-46; Edgar, Lincoln 2-35; Dabney, Tommie 1-41; Coleman, Larico 1-minus 2.

INTERCEPTIONS: Washburn-None. Lincoln-Johnson, Ben 1-0.

Stadium: Dwight T. Reed Stad. Attendance: 1,500
Kickoff time: 2 p.m. End of Game: 5:05 pm Total elapsed time: 3:05
Temperature: 86 Wind: SE 5 Weather: Mostly Sunny



Game #3
Washburn24
Missouri Southern22

Sept. 16, 2000 • Fred Hughes Stadium • Joplin, Mo.

The Ichabods opened the MIAA season with a 24-22 win over Missouri Southern in Joplin, Mo.The Ichabods fans had hardly got to their seats as Missouri Southern took the opening kickoff and on the Lions second play, watched the Lions' Antonio Whitney run 87 yards for the first score of the ball game.

After trading three-and-outs, the Lions then marched 77 yards in six plays for another score to take a 13-0 lead. Washburn's first score would come at the 5:51 mark of the second quarter with a 66-yard drive on five plays capped by a Brandon Rainer 1-yd touchdown run.

Missouri Southern would then take the lead going into the half driving 64 yards in nine plays in 2:16 seconds to lead 14-12 at the break. The Schuerman-Banks combo connected again with 6:23 left in the third quarter for a 29-yd touchdown pass completing a 93-yd, 10-play drive.

For the game, the Ichabods were led on the ground by Brandon Rainer who had 90 yards on 13 carries and one touchdown. Schuerman ran for 71 on 19 carries. Schuerman was 8 of 27 passing for 147 yards and his first two Washburn touch-down passes. Joe Banks had four receptions for 69 yards and two touchdowns.

On defense, Ryan Huske and Chad Gordon each had seven tackles. Dan Wilson had two sacks for 17 yards.

Score by Quarters	1	2	3	4	Score	
Washburn	0	14	0	10	- 24	Record: (3-0, 1-0)
Missouri Southern	13	6	0	3	- 22	Record: (0-3, 0-1)

Scoring Summary:

1st Quarter

14:02 MSSC - Whitney,Antonio 87 yd run (Wright,Eddie kick failed), 2-89 0:58, WU 0 - MSSC 6

06:14 MSSC - Vaccaro,Vince 8 yd pass from Chapman,Josh (Wright,Eddie kick), 6-77 2:57, WU 0 - MSSC 13

2nd Quarter

05:51 WU - Rainer,Brandon 1 yd run (Todd,Chad kick), 5-66 1:15, WU 7 - MSSC 13

02:23 WU - Banks,Joe 27 yd pass from Schuerman,Tyler (Todd,Chad kick), 9-64 2:17, WU 14 - MSSC 13

00:07 MSSC - Vaccaro,Vince 1 yd pass from Chapman,Josh (rush failed), 9-64 2:16, WU 14 - MSSC 19

3rd Quarter

11:55 WU - Todd,Chad 41 yd field goal, 10-28 3:05, WU 17 - MSSC 19

06:23 WU - Banks,Joe 29 yd pass from Schuerman,Tyler (Todd,Chad kick), 10-93 3:21, WU 24 - MSSC 19

4th Quarter

07:22 MSSC - Wright,Eddie 32 yd field goal, 14-65 6:15, WU 24 - MSSC 22

Team Statistics	ICHABODS	LIONS
FIRST DOWNS	19	17
RUSHES-YARDS (NET)	48-199	45-285
PASSING YDS (NET)	147	76
Passes Att-Comp-Int	27-8-0	22-10-0
TOTAL OFFENSE PLAYS-YARDS	75-346	67-361
Fumble Returns-Yards	0-0	0-0
Punt Returns-Yards	3-30	2-36
Kickoff Returns-Yards	5-72	3-3
Interception Returns-Yards	0-0	0-0
Punts (Number-Avg)	7-34.7	7-38.6
Fumbles-Lost	4-1	4-0
Penalties-Yards	9-74	8-95
Possession Time	29:51	30:09
Sacks By: Number-Yards	3-24	0-0

RUSHING: Washburn-Rainer,Brandon 13-90; Schuerman,Tyler 19-71; Camp,Joe 6-26; Johnson,Joshua 1-13; Snyder,Cody 3-4; McNeal,Colon 1-4; Crain,Corey 1-1; Ichabods 4-minus 10. Missouri Southern-Whitney,Antonio 12-129; Chapman,Josh 18-108; Pedrola,Kevin 9-38; Ballard,Joey 5-7; Creekmore,Mike 1-3.

PASSING: Washburn-Schuerman,Tyler 8-27-0-147. Missouri Southern-Chapman,Josh 10-21-0-76; Southern 0-1-0-0.

RECEIVING: Washburn-Banks,Joe 4-69; McNeal,Colon 2-49; Snyder,Cody 2-29. Missouri Southern-Ballard,Joey 6-42; Vaccaro,Vince 2-9; McClure,Rodney 1-13; Turner,Chris 1-12.

INTERCEPTIONS: Washburn-None. Missouri Southern-None.

Stadium: Fred Hughes Stadium Attendance: 6,100
Kickoff time: 7:00 pm End of Game: 10:12 pm Total elapsed time: 3:12
Temperature: 82 Wind: SE 5-10 Weather: Clear and Warm



Game #4
Missouri Western23
Washburn13

Sept. 23, 2000 • Moore Bowl • Topeka, Kan.

The Washburn Ichabod football team tasted defeat for the first time this season in their MIAA home opener 23-13 against Missouri Western in Moore Bowl. Washburn trailed 3-0 late in the first half, before Brandon Rainer put the Ichabods on the scoreboard with a 10-yard touchdown with 2:47 left.

The Ichabods looked to go up 13-3 on a 33-yard run by quarterback Tyler Schuerman. The play was called back on a holding penalty and momentum shifted to the Griffons. Missouri Western scored the next 20 points in the ballgame, taking a 23-7 lead with 4:43 left on a 13-yard pass to Jerris Evans from Kasey Waterman.

Washburn tried to rally back with a pass to Colon McNeal. McNeal caught the ball at the Missouri Western 45, ran it to the 25 before pitching it to Chris Whittle. Whittle took it into the end zone, but the attempt at a two-point conversion failed.

Brandon Rainer rushed for 105 yards on 19 carries, Tyler Schuerman passed for 220 yards on 11 of 17 passing, while Colon McNeal had a career-high 149 receiv- ing yards on 7 catches. Brandon Perry led Missouri Western with 195 yards on 30 carries.

Score by Quarters	1	2	3	4	Score	
Missouri Western	3	0	14	6	- 23	Record: (2-2, 2-0)
Washburn	0	7	0	6	- 13	Record: (3-1, 1-1)

Scoring Summary:

1st Quarter

00:53 MWSC - Toms,Kevin 35 yd field goal, 11-54 3:46, MWSC 3 - WU 0

2nd Quarter

02:47 WU - Rainer,Brandon 10 yd run (Todd,Chad kick), 6-80 1:38, MWSC 3 - WU 7

3rd Quarter

10:46 MWSC - Ziesel,Adam 11 yd pass from Waterman,Kasey (Toms,Kevin kick), 3-90 1:10, MWSC 10 - WU 7

02:46 MWSC - Perry,Brandon 22 yd pass from Waterman,Kasey (Toms,Kevin kick), 2-45 0:16, MWSC 17 - WU 7

4th Quarter

04:43 MWSC - Evans,Jerris 13 yd pass from Waterman,Kasey (Toms,Kevin kick failed), 2-16 0:42, MWSC 23 - WU 7

03:37 WU - Whittle,Chris 25 yd pass from Schuerman,Tyler (Banks,Joe rush failed), 4-73 1:06, MWSC 23 - WU 13

	GRIFFONS	ICHABODS
FIRST DOWNS	20	18
RUSHES-YARDS (NET)	39-207	46-186
PASSING YDS (NET)	201	220
Passes Att-Comp-Int	30-16-0	17-11-0
TOTAL OFFENSE PLAYS-YARDS	69-408	63-406
Fumble Returns-Yards	0-0	0-0
Punt Returns-Yards	0-0	3-14
Kickoff Returns-Yards	1-14	5-57
Interception Returns-Yards	0-0	0-0
Punts (Number-Avg)	6-35.5	6-32.2
Fumbles-Lost	0-0	4-1
Penalties-Yards	1-12	5-34
Possession Time	28:37	31:23
Sacks By: Number-Yards	3-13	0-0

RUSHING: Missouri Western-Perry,Brandon 30-195; Waterman,Kasey 2-12; Reed,Ryan 1-2; Team 2-0; Connaker,Mike 3-minus 1; Bailey,Jared 1-minus 1. Washburn-Rainer,Brandon 19-105; Snyder,Cody 5-44; Schuerman,Tyler 13-16; Camp,Joe 7-11; Crain,Corey 1-10; Ichabods 1-0.

PASSING: Missouri Western-Waterman,Kasey 16-30-0-201. Washburn-Schuerman,Tyler 11-17-0-220.

RECEIVING: Missouri Western-Evans,Jerris 6-68; Dec,Donnie 3-48; Desravins,Blum 3-22; Ziesel,Adam 2-38; Perry,Brandon 1-22; Pitts,Darwin 1-3. Washburn-McNeal,Colon 7-149; Banks,Joe 2-42; Whittle,Chris 2-29.

INTERCEPTIONS: Missouri Western-None. Washburn-None.

Stadium: Moore Bowl Attendance: 2,311
Kickoff time: 6:00 pm End of Game: 8:47 pm Total elapsed time: 2:47
Temperature: 52 Wind: 10-15 S Weather: Misting, breezey



Game #5
Washburn17
Central Missouri28

Sept. 30, 2000 • Walton Stadium • Warrensburg, Mo.

Six Washburn Ichabod turnovers leading to 21 points for the Central Missouri State Mules was the story of the game.

The Ichabods piled up 22 first downs, compared to 15 for the Mules, 295 yards rushing compared to 136 for CMSU, and 409 yards in total offense compared to 237 for CMSU however, the Ichabods turned the ball over on three of their first six drives in the first half and had another fumble that was recovered by themselves.

The Mules got on the board first with a 6-yd run. The Ichabods came back putting together a nine-play, 70-yd drive capped by a Tyler Schuerman 33-yd touchdown run.

The Ichabods took the lead midway through the third quarter on a Chad Todd 40-yd field goal, his 35th of his WU career, topping Nick Kresic's mark of 34.

The Mules would then score 21-unanswered points to go up 28-10. The Bods would score again on another 70-yd drive finished off by Darryl Humphrey's 3-yd touchdown run.

Schuerman led the Bods with 97 yards rushing and we was 12-21 for 128 yards and three interceptions. Brandon Rainer carried the ball 16 times for 76 yards before leaving in the third quarter with an injury. Colon McNeal had four catches for 42 yards. Corey Phipps led the defense with 10 tackles.

Score by Quarters	1	2	3	4	Score
Washburn	0	7	3	7	- 17
Central Missouri	7	0	14	7	- 28
					Record: (3-2, 1-2)
					Record: (4-1, 2-1)

Scoring Summary:

1st Quarter

03:04 CMSU - Evans,Manny 6 yd run (Wilson,Pat kick), 5-29 1:31, WU 0 - CMSU 7

2nd Quarter

13:12 WU - Schuerman,Tyler 33 yd run (Todd,Chad kick), 9-70 4:52, WU 7 - CMSU 7

3rd Quarter

07:09 WU - Todd,Chad 40 yd field goal, 9-53 4:00, WU 10 - CMSU 7

00:00 CMSU - Evans,Manny 1 yd run (Wilson,Pat kick), 11-43 4:08, WU 10 - CMSU 14

4th Quarter

06:47 CMSU - Moyer,Rick 23 yd pass from Davis,Cable (Wilson,Pat kick), 9-74 4:20, WU 10 - CMSU 21

05:44 CMSU - Evans,Manny 6 yd run (Wilson,Pat kick), 2-20 0:36, WU 10 - CMSU 28

01:08 WU - Humphrey,Darryl 3 yd run (Todd,Chad kick), 12-70 4:36, WU 17 - CMSU 28

Team Statistics	ICHABODS	MULES
FIRST DOWNS	22	15
RUSHES-YARDS (NET)	52-281	41-96
PASSING YDS (NET)	128	141
Passes Att-Comp-Int	21-12-3	18-9-2
TOTAL OFFENSE PLAYS-YARDS	73-409	59-237
Fumble Returns-Yards	0-0	1-3
Punt Returns-Yards	2-9	0-0
Kickoff Returns-Yards	4-84	2-50
Interception Returns-Yards	2-0	3-17
Punts (Number-Avg)	3-27.0	5-47.2
Fumbles-Lost	6-3	1-1
Penalties-Yards	6-46	1-15
Possession Time	32:57	27:03
Sacks By: Number-Yards	4-35	0-0

RUSHING: Washburn-Schuerman,Tyler 19-97; Rainer,Brandon 16-76; Johnson,Joshua 6-68; Camp,Joe 4-20; Jones,Reggie 3-16; Humphrey,Darryl 1-3; Crain,Corey 2-2; Snyder,Cody 1-minus 1. Central Missouri-Evans,Manny 20-84; Thompson,Lee 12-43; Emel,Aaron 2-5; Moyer,Rick 1-1; Goos,Nick 1-0; Team 1-minus 2; Davis,Cable 4-minus 35.

PASSING: Washburn-Schuerman,Tyler 12-21-3-128. Central Missouri-Davis,Cable 9-18-2-141.

RECEIVING: Washburn-McNeal,Colon 4-42; Banks,Joe 3-33; Whittle,Chris 2-26; Johnson,Joshua 1-15; Camp,Joe 1-6; Crain,Corey 1-6. Central Missouri-Goos,Nick 5-77; Nickerson,Kevin 1-25; Moyer,Rick 1-23; Carter,Mike 1-9; Thomas,Marcus 1-7.

INTERCEPTIONS: Washburn-Williams,Clar. 1-0; Remais,Ted 1-0. Central Missouri-Zerr,Greg 1-11; Riley,Brian 1-3; Steiner,Clint 1-3.

Stadium: Walton Stadium Attendance: 7308
Kickoff time: 2:01 pm End of Game: 4:37 pm Total elapsed time: 2:36 pm
Temperature: 80 Wind: S 20-25 Weather: Mostly Sunny.

Game #6
Washburn34
Missouri-Rolla14

Oct. 7, 2000 • Allgood-Bailey Stadium • Rolla, Mo.

The Washburn Ichabods improved to 4-2 and 2-2 in the MIAA with a 34-14 win over the University of Missouri-Rolla Miners.

The Miners jumped out to a 14-0 lead over the Ichabods on a pair of long touchdown runs. UMR's Ken Okwuonu took the Miners' first play from scrimmage for 58 yards for a score. Midway through the second quarter, Darron Boyer and the Miners' took a play out of the 'Bods playbook on an end-around for 67 yards.

The Ichabods took the ensuing kickoff and put together a five-play 50-yd drive capped by a Reggie Jones 14-yd touchdown run.

After the Washburn defense forced a three-and-out for the Miners, the Ichabods took the next possession for a touchdown - a 41-yd touch-down strike from Tyler Schuerman to Colon McNeal tying the score at 14 at the half.

Coming out after the break, the Washburn defense forced another Miner punt. Washburn would take the ball 48 yards on six plays capped by a Schuerman 9-yd touchdown run to put the 'Bods up for good. Schuerman would score two more touch-downs on a pair of 2-yd runs to put the Ichabods up 34-14.

On the afternoon, Jones had a career high 120 yards on 20 carries. Joshua Johnson had 35 yards on six carries. Schuerman was 16 of 21 passing for a new career mark of 245 yards and one touchdown. McNeal had six receptions for 108 yards and one touchdown. Corey Phipps had nine tackles including eight solo tackles, including one for loss.

Score by Quarters	1	2	3	4	Score
Washburn	0	14	14	6	- 34
Missouri-Rolla	7	7	0	0	- 14
					Record: (4-2, 2-2)
					Record: (2-4, 0-4)

Scoring Summary:

1st Quarter

12:32 UMR - Okwuonu,Ken 58 yd run (Mendrygal,Alex kick), 1-58 0:11, WU 0 - UMR 7

2nd Quarter

07:57 UMR - Boyer,Darron 67 yd run (Mendrygal,Alex kick), 4-74 1:46, WU 0 - UMR 14

05:39 WU - Jones,Reggie 14 yd run (Todd,Chad kick), 5-50 2:18, WU 7 - UMR 14

03:05 WU - McNeal,Colon 41 yd pass from Schuerman,Tyler (Todd,Chad kick), 1-41 0:07, WU 14 - UMR 14

3rd Quarter

12:23 WU - Schuerman,Tyler 9 yd run (Todd,Chad kick), 5-48 1:28, WU 21 - UMR 14

00:35 WU - Schuerman,Tyler 2 yd run (Todd,Chad kick), 3-7 1:32, WU 28 - UMR 14

4th Quarter

09:02 WU - Schuerman,Tyler 2 yd run (Todd,Chad kick failed), 15-67 5:18, WU 34 - UMR 14

	ICHABODS	MINERS
FIRST DOWNS	25	12
RUSHES-YARDS (NET)	52-219	36-189
PASSING YDS (NET)	261	99
Passes Att-Comp-Int	24-18-0	19-10-0
TOTAL OFFENSE PLAYS-YARDS	76-480	55-288
Fumble Returns-Yards	0-0	1-14
Punt Returns-Yards	2-9	1-3
Kickoff Returns-Yards	3-62	2-26
Interception Returns-Yards	0-0	0-0
Punts (Number-Avg)	3-30.7	8-32.1
Fumbles-Lost	3-2	2-1
Penalties-Yards	4-30	4-37
Possession Time	29:49	30:11
Sacks By: Number-Yards	2-24	1-2

RUSHING: Washburn-Jones,Reggie 20-120; Johnson,Joshua 6-35; Schuerman,Tyler 16-32; Camp,Joe 6-23; Taylor,Preston 2-11; Crain,Corey 1-0; McNeal,Colon 1-minus 2. Missouri-Rolla-Okwuonu,Ken 23-108; Boyer,Darron 1-67; Clarke,Brad 8-30; Brown,Scott 4-minus 16.

PASSING: Washburn-Schuerman,Tyler 16-21-0-245; Taylor,Preston 2-3-0-16. Missouri-Rolla-Brown,Scott 10-19-0-99.

RECEIVING: Washburn-McNeal,Colon 6-108; Banks,Joe 4-60; Camp,Joe 4-42; Crain,Corey 3-39; Johnson,Joshua 1-12. Missouri-Rolla-Petty,Sam 5-36; Clarke,Brad 3-20; Huckabay,Nate 1-28; Freed,Jason 1-15.

INTERCEPTIONS: Washburn-None. Missouri-Rolla-None.

Stadium: Allgood-Bailey Stad. Attendance: 2200
Kickoff time: 1:00 pm End of Game: 3:48 Total elapsed time: 2:48
Temperature: 43 Wind: NW-15 Weather: Partly cloudy



Game #7
Southwest Baptist21
Washburn58

Oct. 14, 2000 • Moore Bowl • Topeka, Kan.

The Washburn Ichabods improved to 5-2 and 3-2 in MIAA play with a 58-21 Homecoming victory over Southwest Baptist.

Joe Banks got the Ichabods on the board first with a 49-yard touchdown on the Ichabods' first play from scrimmage, after stopping the Bearcats on defense. After Southwest Baptist answered with a touchdown with 6:28 left in the first to take a 7-6 lead, Washburn erupted for 24 more points to take a 30-14 lead at the half.

The Ichabods opened the second half by taking the ball 54 yards in three plays, capped by a 5-yard touchdown run by Tyler Schuerman. The Ichabods added three more scores in the second half, including Zac Nally's first touchdown of 30 yards with 1:35 to go.

Schuerman went 14-of-19 passing for a career-high 306 yards and three touchdowns, while Colon McNeal caught six passes for 149 yards and two touchdowns. Darryl Humphrey led the rushing attack with 53 yards on four carries.

Score by Quarters	1	2	3	4	Score
Southwest Baptist	7	7	0	7	- 21
Washburn	14	16	14	14	- 58
					Record: (1-6, 0-5)
					Record: (5-2, 3-2)

Scoring Summary:

1st Quarter

13:13 WU - Banks,Joe 49 yd pass from Schuerman,Tyler (Todd,Chad kick blockd), 1-49 0:07, SBU 0 - WU 6
06:28 SBU - Hicks,Michael 62 yd pass from Eaton,Billy (Starks,Brandon kick), 2-61 0:49, SBU 7 - WU 6
02:50 WU - Johnson,Joshua 7 yd run (Harris,Todd pass), 9-74 3:38, SBU 7 - WU 14

2nd Quarter

12:51 WU - Jones,Reggie 1 yd run (Todd,Chad kick blockd), 7-30 2:14, SBU 7 - WU 20
08:19 WU - McNeal,Colon 40 yd pass from Schuerman,Tyler (Todd,Chad kick), 3-55 1:42, SBU 7 - WU 27
07:59 SBU - Lotaki,Palu 72 yd run (Starks,Brandon kick), 1-72 0:20, SBU 14 - WU 27
00:35 WU - Todd,Chad 35 yd field goal, 8-38 2:47, SBU 14 - WU 30

3rd Quarter

14:06 WU - Schuerman,Tyler 5 yd run (Todd,Chad kick), 3-54 0:54, SBU 14 - WU 37
01:27 WU - McNeal,Colon 27 yd pass from Schuerman,Tyler (Todd,Chad kick), 1-27 0:06, SBU 14 - WU 44

4th Quarter

12:59 WU - Jones,Reggie 1 yd run (Todd,Chad kick), 7-62 2:22, SBU 14 - WU 51
02:47 SBU - Reed,Eugene 3 yd run (Starks,Brandon kick), 1-3 0:04, SBU 21 - WU 51
01:35 WU - Nally,Zac 30 yd pass from Taylor,Preston (Todd,Chad kick), 3-32 1:12, SBU 21 - WU 58

Team Statistics	BEARCATS	ICHABODS
FIRST DOWNS	11	27
RUSHES-YARDS (NET)	31-127	61-253
PASSING YDS (NET)	187	335
Passes Att-Comp-Int	27-11-1	22-16-1
TOTAL OFFENSE PLAYS-YARDS	58-314	83-588
Fumble Returns-Yards.	0-0	0-0
Punt Returns-Yards	1-76	4-80
Kickoff Returns-Yards	8-201	2-55
Interception Returns-Yards	1-7	1-7
Punts (Number-Avg)	5-38.0	2-29.5
Fumbles-Lost	3-3	3-3
Penalties-Yards	3-30	13-133
Possession Time	24:18	35:42
Sacks By: Number-Yards	0-0	4-27

RUSHING: Southwest Baptist-Lotaki,Palu 8-116; Reed,Eugene 12-29; Hicks,Michael 1-7; Boykin,Deon 3-minus 3; Bull,Cody 5-minus 4; Eaton,Billy 2-minus 18. Washburn-Humphrey,Darryl 4-53; Johnson,Joshua 10-49; Jones,Reggie 16-47; Schuerman,Tyler 13-46; Taylor,Preston 6-33; Camp,Joe 7-12; Smith,Travis 2-8; Crain,Corey 1-6; Ichabods 2-minus 1.

PASSING: Southwest Baptist-Lowe,Chris 7-16-1-64; Bull,Cody 1-6-0-32; Eaton,Billy 3-4-0-91; Team 0-1-0-0. Washburn-Schuerman,Tyler 14-19-1-306; Taylor,Preston 2-3-0-29.

RECEIVING: Southwest Baptist-Lotaki,Palu 4-44; Hicks,Michael 3-73; Davis,Kenneth 3-66; Reed,Eugene 1-4. Washburn-McNeal,Colon 6-149; Whittle,Chris 4-57; Johnson,Joshua 3-29; Banks,Joe 2-70; Nally,Zac 1-30.

INTERCEPTIONS: Southwest Baptist-Myers,Chad 1-7. Washburn-Phipps,Corey 1-7.

Stadium: Moore Bowl Attendance: 2,785
Kickoff time: 2:00 pm End of Game: 5:25 Total elapsed time: 3:25
Temperature: 66 Wind: light Weather: partly cloudy/rain



Game #8
Washburn28
Pittsburg State31

Oct. 21, 2000 • Carnie Smith Stadium • Pittsburg, Kan.

The Washburn Ichabods made an excellent come-back attempt, but fell short in a 31-28 loss to Pittsburg State.

The Gorillas' Levi Neville took the opening kickoff 93 yards for a touchdown before the Ichabods got two early scores. Tyler Schuerman ran in two touch-downs of 3 and 16 yards, to give him 11 scores on the ground this season. The touchdowns gave Washburn a 14-7 lead to end the first quarter.

Pittsburg State struck back and scored the next 24 points in the ballgame, including a 25-yard field goal by Gary Kral that gave PSU a 31-14 lead with 8:21 to go in the ballgame. After the two squads exchanged turnovers, Corey Crain took a pitch from Schuerman on fourth down and ran it 19 yards for a touchdown.

Then the Ichabods got right back in the ballgame, when Anthony Chapman fumbled on the Gorillas' next possession. Garrett Wrecke scooped up the ball and dashed 51 yards for a score to help the Ichabods close the gap 31-28.

Washburn nearly stopped the Gorillas on third down, but PSU's Lateef Walker hit Jeff Untereker for only his second completion of the game for a first down.

Score by Quarters	1	2	3	4	Score
Washburn	14	0	0	14	- 28
Pittsburg State	7	14	7	3	- 31
					Record: (5-3, 3-3)
					Record: (6-2, 4-2)

Scoring Summary:

1st Quarter

14:44 PSU - Neville,Levi 93 yd kickoff return (Kral,Gary kick), , WU 0 - PSU 7
08:24 WU - Schuerman,Tyler 3 yd run (Todd,Chad kick), 9-42 3:56, WU 7 - PSU 7
00:13 WU - Schuerman,Tyler 16 yd run (Todd,Chad kick), 12-84 6:03, WU 14 - PSU 7

2nd Quarter

08:28 PSU - Rexwinkle,John 1 yd run (Kral,Gary kick blockd), 9-34 4:49, WU 14 - PSU 13
04:16 PSU - Walker,Lateef 3 yd run (Walker,Lateef rush), 5-56 1:59, WU 14 - PSU 21

3rd Quarter

08:46 PSU - Chatmon,Anthony 59 yd run (Kral,Gary kick), 1-59 0:09, WU 14 - PSU 28

4th Quarter

08:21 PSU - Kral,Gary 25 yd field goal, 17-85 7:04, WU 14 - PSU 31
03:16 WU - Crain,Corey 19 yd run (Todd,Chad kick), 7-60 2:49, WU 21 - PSU 31
03:00 WU - Wrecke,Garrett 51 yd fumble recovery (Todd,Chad kick), , WU 28 - PSU 31

	ICHABODS	GORILLAS
FIRST DOWNS	19	16
RUSHES-YARDS (NET)	41-146	55-294
PASSING YDS (NET)	188	16
Passes Att-Comp-Int	29-17-4	5-2-1
TOTAL OFFENSE PLAYS-YARDS	70-334	60-310
Fumble Returns-Yards	1-51	0-0
Punt Returns-Yards	2-11	4-9
Kickoff Returns-Yards	4-85	2-113
Interception Returns-Yards	1-1	4-47
Punts (Number-Avg)	5-34.6	4-37.0
Fumbles-Lost	0-0	2-2
Penalties-Yards	10-69	5-43
Possession Time	32:44	27:16
Sacks By: Number-Yards	0-0	2-15

RUSHING: Washburn-Schuerman,Tyler 17-54; Rainer,Brandon 14-53; Crain,Corey 5-32; Camp,Joe 4-17; Johnson,Joshua 1-minus 10. Pittsburg State-Chatmon,Anthony 16-137; Walker,Lateef 21-74; Darby,Milen 5-61; Rexwinkle,John 5-16; Shay,Josh 5-11; Team 3-minus 5.

PASSING: Washburn-Schuerman,Tyler 17-28-4-188; Ichabods 0-1-0-0. Pittsburg State-Walker,Lateef 2-4-0-16; Comeaux,Gerren 0-1-1-0.

RECEIVING: Washburn-McNeal,Colon 6-67; Banks,Joe 3-47; Whittle,Chris 3-35; Camp,Joe 2-25; Crain,Corey 2-8; Johnson,Joshua 1-6. Pittsburg State-Untereker,Jeff 1-10; McNally,Pat 1-6.

INTERCEPTIONS: Washburn-Hayes,Patrick 1-1. Pittsburg State-Baker,Wes 1-26; Neville,Levi 1-4; Turner,Quentin 1-17; Stepps,Travis 1-0.

Stadium: Carnie Smith Attendance: 9,187
Kickoff time: 2 pm End of Game: 4:45 pm Total elapsed time: 2:45
Temperature: 65 deg. Wind: 5-10 SSE Weather: Overcast



Game #9
Northwest Missouri63
Washburn21

Oct. 28, 2000 • Moore Bowl. • Topeka, Kan.

The top-ranked and defending national champion Northwest Bearcats rained on the Family Day parade for the Washburn Ichabods with a 63-21 victory at Moore Bowl.

The Bearcats took their opening drive 80 yards in 10 plays for a touchdown and never looked back, pouring on nine touchdowns for the day.

Washburn got on the board to make it 28-7 late in the first half at 4:44, when Tyler Schuerman hooked up with Colon McNeal for a 64-yard touchdown pass.

Corey Crain scored two second half touchdowns, including a 4-yard run to open the second half and a 27-yard reception with 2:55 left in the game.

Crain rushed for 94 yards on seven carries, while Schuerman passed for 249 yards on 15-of-29 passes. McNeal caught five passes for 84 yards for the Ichabods (5-4, 3-4 MIAA).

Score by Quarters	1	2	3	4	Score
Northwest Missouri	14	28	7	14	- 63
Washburn	0	7	7	7	- 21
					Record: (9-0, 7-0)
					Record: (5-4, 3-4)

Scoring Summary:

1st Quarter

10:54 NWMSU - Woolsey,Tucker 1 yd run (Timmerman,Andy kick), 10-80 4:06, NWMSU 7 - WU 0
02:05 NWMSU - Jansen,David 5 yd run (Timmerman,Andy kick), 6-78 2:25, NWMSU 14 - WU 0

2nd Quarter

12:09 NWMSU - Jansen,David 2 yd run (Timmerman,Andy kick), 8-90 2:35, NWMSU 21 - WU 0
05:08 NWMSU - Jansen,David 1 yd run (Timmerman,Andy kick), 11-53 5:27, NWMSU 28 - WU 0
04:44 WU - McNeal,Colon 64 yd pass from Schuerman,Tyler (Todd,Chad kick), 2-74 0:24, NWMSU 28 - WU 7
03:18 NWMSU - Woolsey,Tucker 48 yd pass from Miles,Travis (Timmerman,Andy kick), 4-67 1:26, NWMSU 35 - WU 7

02:01 NWMSU - Miles,Tony 5 yd pass from Miles,Travis (Timmerman,Andy kick), 3-20 0:47, NWMSU 42 - WU 7

3rd Quarter

10:38 WU - Crain,Corey 4 yd pass from Schuerman,Tyler (Todd,Chad kick), 10-72 4:22, NWMSU 42 - WU 14
07:10 NWMSU - Woolsey,Tucker 6 yd run (Timmerman,Andy kick), 9-66 3:28, NWMSU 49 - WU 14

4th Quarter

13:39 NWMSU - Quinlin,Joe 49 yd interception return (Timmerman,Andy kick), , NWMSU 56 - WU 14
05:09 NWMSU - Hackett,Ryan 6 yd run (Timmerman,Andy kick), 10-42 4:39, NWMSU 63 - WU 14
02:55 WU - Crain,Corey 27 yd pass from Schuerman,Tyler (Todd,Chad kick), 8-80 2:14, NWMSU 63 - WU 21

Team Statistics	BEARCATS	ICHABODS
FIRST DOWNS	29	24
RUSHES-YARDS (NET)	52-248	39-212
PASSING YDS (NET)	305	249
Passes Att-Comp-Int	24-21-0	30-15-3
TOTAL OFFENSE PLAYS-YARDS	76-553	69-461
Fumble Returns-Yards	0-0	0-0
Punt Returns-Yards	3-39	1-5
Kickoff Returns-Yards	0-0	8-161
Interception Returns-Yards	3-78	0-0
Punts (Number-Avg)	2-48.0	4-37.5
Fumbles-Lost	1-1	4-1
Penalties-Yards	7-80	10-82
Possession Time	32:37	27:23
Sacks By: Number-Yards	2-18	2-15

RUSHING: Northwest Missouri-Jansen,David 16-132; Hackett,Ryan 12-49; Douglas,Maurice 5-31; Woolsey,Tucker 7-20; Miles,Tony 3-16; Shafar,Sean 2-8; Miles,Travis 5-0; Team 1-minus 1; McMenamin,John 1-minus 7. Washburn-Crain,Corey 7-94; Schuerman,Tyler 18-62; Camp,Joe 3-18; Johnson,Joshua 2-15; Rainer,Brandon 7-14; Humphrey,Darryl 2-9.

PASSING: Northwest Missouri-Miles,Travis 21-23-0-305; McMenamin,John 0-1-0-0. Washburn-Schuerman,Tyler 15-29-3-249; Ichabods 0-1-0-0.

RECEIVING: Northwest Missouri-Miles,Tony 7-96; Woolsey,Tucker 4-70; Hill,J.R. 3-55; Jansen,David 3-33; Comer,Steve 2-23; George,Ryan 1-16; Thomas,Stephen 1-12. Washburn-McNeal,Colon 5-84; Camp,Joe 2-59; Crain,Corey 2-31; Banks,Joe 2-24; Humphrey,Darryl 1-21; Whittle,Chris 1-17; Harris,Todd 1-11; Johnson,Joshua 1-2.

INTERCEPTIONS: Northwest Missouri-Williams,Brian 1-14; Simmons,Wes 1-15; Quinlin,Joe 1-49. Washburn-None.

Stadium: Moore Bowl Attendance: 3,719
Kickoff time: 1:00 pm End of Game: 4:06 pm Total elapsed time: 3:06
Temperature: 63 Wind: 5-10 N Weather: Cloudy

Game #10
Washburn42
Truman45

Nov. 4, 2000 • Stokes Stadium • Kirksville, Mo.

The Ichabods dropped a heartbreaker to Truman State University 45-42.

The Bulldogs finished the game with a nine-play, 85-yard drive to go up 45-42 with 1:05 remaining. The Ichabods had a chance and drove to their own 45 before an incompletion turned the ball over to the Bulldogs who ran out the clock.

The Ichabods took their opening possession of the game and drove 54 yards on nine plays to go up 7-0. Junior fullback Brandon Rainer scored on a one-yard run. On the afternoon, Rainer rushed for 43 yards on nine carries.

On Truman's first possession of the second half, the Bulldogs would cut the Ichabod lead to seven on a Eric Howe to Kevin Collins touchdown pass. Both teams would trade drives and the Bulldogs would cut the lead to four on a 34-yd field goal by Austin Leeper. The Bulldogs would take the lead on a 93-yd pass reception 31-21.

Score by Quarters	1	2	3	4	Score
Washburn	21	0	0	21	- 42
Truman	7	10	14	14	- 45
					Record: (5-5, 3-5)
					Record: (6-4, 5-3)

Scoring Summary:

1st Quarter

10:27 WU - Rainer,Brandon 1 yd run (Todd,Chad kick), 9-54 3:31, WU 7 - TSU 0
10:11 TSU - Pugh,Alfonso 82 yd kickoff return (Lepper,Austin kick), , WU 7 - TSU 7
06:38 WU - Schuerman,Tyler 1 yd run (Todd,Chad kick), 8-73 3:33, WU 14 - TSU 7
00:50 WU - Schuerman,Tyler 13 yd run (Todd,Chad kick), 9-85 4:05, WU 21 - TSU 7

2nd Quarter

13:33 TSU - Collins,Kevin 7 yd pass from Howe,Eric (Lepper,Austin kick), 7-26 2:17, WU 21 - TSU 14
00:05 TSU - Lepper,Austin 34 yd field goal, 8-78 1:08, WU 21 - TSU 17

3rd Quarter

11:35 TSU - Pickering,Wyatt 15 yd run (Lepper,Austin kick), 3-45 1:09, WU 21 - TSU 24
08:17 TSU - Jensen,Geoff 93 yd pass from Howe,Eric (Lepper,Austin kick), 2-95 0:50, WU 21 - TSU 31

4th Quarter

14:48 WU - Schuerman,Tyler 4 yd run (Todd,Chad kick), 12-62 3:41, WU 28 - TSU 31
13:48 TSU - Riney,Jason 15 yd pass from Howe,Eric (Lepper,Austin kick), 5-44 0:33, WU 28 - TSU 38
10:09 WU - Schuerman,Tyler 9 yd run (Todd,Chad kick), 8-59 3:39, WU 35 - TSU 38
03:45 WU - Jones,Reggie 2 yd run (Todd,Chad kick), 12-57 6:06, WU 42 - TSU 38
01:11 TSU - Wilson,Steve 1 yd run (Lepper,Austin kick), 9-85 2:34, WU 42 - TSU 45

	ICHABODS	BULLDOGS
FIRST DOWNS	30	20
RUSHES-YARDS (NET)	61-242	24-101
PASSING YDS (NET)	182	369
Passes Att-Comp-Int	27-15-0	39-20-1
TOTAL OFFENSE PLAYS-YARDS	88-424	63-470
Fumble Returns-Yards	0-0	0-0
Punt Returns-Yards	3-59	1-1
Kickoff Returns-Yards	8-203	4-127
Interception Returns-Yards	1-0	0-0
Punts (Number-Avg)	6-31.3	6-39.7
Fumbles-Lost	1-1	1-0
Penalties-Yards	9-85	5-70
Possession Time	39:27	20:33
Sacks By: Number-Yards	1-6	2-18


RUSHING: Washburn-Schuerman,Tyler 29-113; Rainer,Brandon 9-43; Taylor,Preston 6-27; Camp,Joe 6-24; Jones,Reggie 4-13; Johnson,Joshua 2-12; Crain,Corey 5-10. Truman State Univ-Pickering,Wyatt 8-76; Redding,Michael 6-37; Wilson,Steve 3-3; Howe,Eric 3-1; Team 3-minus 5; Pugh,Alfonso 1-minus 11.

PASSING: Washburn-Schuerman,Tyler 14-22-0-168; Taylor,Preston 1-5-0-14. Truman State Univ-Howe,Eric 20-39-1-369.

RECEIVING: Washburn-McNeal,Colon 6-89; Banks,Joe 2-27; Whittle,Chris 2-26; Camp,Joe 2-9; Johnson,Joshua 1-18; Harris,Todd 1-7; Rainer,Brandon 1-6. Truman State Univ-Collins,Kevin 6-56; Blakley,Andrew 5-105; Jensen,Geoff 3-122; Shaw,Colin 3-51; Riney,Jason 2-31; Pickering,Wyatt 1-4.

INTERCEPTIONS: Washburn-Remais,Ted 1-0. Truman State Univ-None.

Stadium: Stokes Stadium Attendance: 2,346
Kickoff time: 1 pm End of Game: 4:15 Total elapsed time: 3:15
Temperature: 60 Wind: 5-10 S Weather: Ptly Cloudy



Game #11
Emporia State35
Washburn21

Nov. 11, 2000 • Moore Bowl • Topeka, Kan.

Arch-rival Emporia State ruined Senior Day for 11 Washburn seniors with a 35-21 victory at Moore Bowl.

Washburn looked good early, taking their second possession 58 yards in eight plays. Brandon Rainer capped the drive with a 1-yard touchdown to lift the Ichabods to a 7-0 lead.

Emporia State responded, when DeAngelo Evans caught fire. Evans took the second play of the following drive 62 yards for a score, while finishing up with 225 yards on 19 carries.

Corey Crain took an option pitch 11 yards to tie the game at 14, when Evans answered again. Evans rushed for a 1-yard touchdown to give the Hornets a 21-14 lead with 47 seconds to go in the first half.

The Hornets racked up a 35-14 lead after taking their first two possessions of the half for touchdowns. Washburn got their final score with a 2-yard scamper by Tyler Schuerman.

Schuerman broke the Washburn total offense record with 2,644 yards. He also bettered his school-record rushing touchdown mark to 16. Brandon Rainer rushed 15 times for a team-high 70 yards.

Score by Quarters	1	2	3	4	Score
Emporia State	14	7	14	0	- 35
Washburn	7	7	0	7	- 21
					Record: (6-5, 5-4)
					Record: (5-6, 3-6)

Scoring Summary:

1st Quarter

10:06 WU - Rainer,Brandon 1 yd run (Todd,Chad kick), 8-58 2:21, ESU 0 - WU 7
09:18 ESU - Evans, DeAngelo 62 yd run (Contreras, Rob kick), 2-66 0:48, ESU 7 - WU 7
04:00 ESU - Copeland,Kelton 9 yd run (Contreras, Rob kick), 10-69 3:26, ESU 14 - WU 7

2nd Quarter

02:16 WU - Crain,Corey 11 yd run (Todd,Chad kick), 10-71 4:19, ESU 14 - WU 14
00:47 ESU - Evans, DeAngelo 1 yd run (Contreras, Rob kick), 7-56 1:29, ESU 21 - WU 14

3rd Quarter

11:07 ESU - Evans, DeAngelo 2 yd run (Contreras, Rob kick), 7-66 3:53, ESU 28 - WU 14
07:07 ESU - Johnson, Henry 35 yd pass from Copeland,Kelton (Contreras, Rob kick), 4-56 1:59, ESU 35 - WU 14

4th Quarter

09:04 WU - Schuerman,Tyler 2 yd run (Todd,Chad kick), 15-85 6:04, ESU 35 - WU 21

Team Statistics	HORNETS	ICHABODS
FIRST DOWNS	18	22
RUSHES-YARDS (NET)	52-322	44-181
PASSING YDS (NET)	98	138
Passes Att-Comp-Int	14-7-0	40-16-1
TOTAL OFFENSE PLAYS-YARDS	66-420	84-319
Fumble Returns-Yards	0-0	0-0
Punt Returns-Yards	4-11	2-6
Kickoff Returns-Yards	2-63	4-108
Interception Returns-Yards	1-12	0-0
Punts (Number-Avg)	7-33.6	7-39.6
Fumbles-Lost	1-1	2-1
Penalties-Yards	6-45	5-40
Possession Time	29:23	30:37
Sacks By: Number-Yards	1-10	3-25

RUSHING: Emporia State-Evans, DeAngelo 19-225; Copeland,Kelton 17-68; Tactikos, Pete 6-26; Wells, Shon 3-7; Griffin, Brad 1-3; Johnson, Henry 1-2; Paul, Tyler 2-0; Team 2-minus 2; Majors, Ryan 1-minus 7. Washburn-Rainer,Brandon 15-70; Crain,Corey 6-35; Schuerman,Tyler 13-32; Johnson,Joshua 3-29; Camp,Joe 6-15; Humphrey,Darryl 1-0.

PASSING: Emporia State-Copeland,Kelton 7-14-0-98; Majors, Ryan 0-0-0-0. Washburn-Schuerman,Tyler 16-40-1-138.

RECEIVING: Emporia State-Johnson, Henry 4-73; McCoy, Lester 2-21; Williams, Dan 1-4. Washburn-McNeal,Colon 5-32; Whittle,Chris 4-31; Banks,Joe 2-35; Humphrey,Darryl 1-18; Harris,Todd 1-7; Camp,Joe 1-7; Crain,Corey 1-6; Rainer,Brandon 1-2.

INTERCEPTIONS: Emporia State-Kennedy, Jason 1-12. Washburn-None.

Stadium: Moore Bowl Attendance: 2,156
Kickoff time: 1:00 pm End of Game: 3:55 Total elapsed time: 2:55
Temperature: 47 Wind: 10-15 NE Weather: Cloudy cold



2000 Season Bests
Individual Highs

<i>Washburn Ichabods</i>	<i>Opponent</i>
Rushes. 29	Schuerman,Tyler at TSU 30 Perry,Brandon, MWSC
Yards Rushing 120	Jones,Reggie at UMR 225 Evans, DeAngelo, ESU
TD Rushes 4	Schuerman,Tyler at LU 3 Evans,Manny, CMSU
	4 Schuerman,Tyler at TSU 3 Jansen,David, NWMSU
	3 Evans, DeAngelo, ESU
Long Rush 35	Rainer,Brandon at MSSC 87 Whitney,Antonio, MSSC
Pass attempts 40	Schuerman,Tyler vs ESU 39 Howe,Eric, TSU
Pass completions. 17	Schuerman,Tyler at PSU 21 Miles,Travis, NWMSU
Yards Passing 306	Schuerman,Tyler vs SBU 369 Howe,Eric, TSU
TD Passes 3	Schuerman,Tyler vs SBU 3 Waterman,Kasey, MWSC
	Schuerman,Tyler vs NWMSU 3 Howe,Eric, TSU
Long Pass. 64	Schuerman,Tyler vs NWMSU 93 Howe,Eric, TSU
Receptions. 7	McNeal,Colon vs MWSC 7 Miles,Tony, NWMSU
Yards Receiving 149	McNeal,Colon vs MWSC 135 Mays, Patrick, LU
	149 McNeal,Colon vs SBU
TD Receptions. 2	Banks,Joe at MSSC 2 Vaccaro,Vince, MSSC
	2 McNeal,Colon vs SBU
	2 Crain,Corey vs NWMSU
Long Reception 64	McNeal,Colon vs NWMSU 93 Jensen,Geoff, TSU
Field Goals. 4	Todd,Chad vs UWL 4 tied with 1
Long Field Goal. 47	Todd,Chad vs UWL 35 Toms,Kevin, MWSC
Punts. 7	Roth,Eric at MSSC 8 Penn,Dustin, UMR
	7 Roth,Eric vs ESU
Punting Avg. 39.6	Roth,Eric vs ESU 52.2 DesJarlais,Luke, UWL
Long Punt. 50	Roth,Eric vs UWL 59 DesJarlais,Luke, UWL
Long Punt Return 48	Hayes,Patrick at TSU 76 Peterson,Ivan, SBU
Long Kickoff Return. 53	Hayes,Patrick at TSU 93 Neville,Levi, PSU
Tackles. 12	Phipps,Corey at PSU 20 Steiner,Clint, CMSU
Sacks. 2	Wilson,Dan at MSSC 2 Walker,Eric, vs MWSC
	2 Taylor,Eric vs SBU 2 Becker,Aaron, vs
	2 Frederick,Josh vs NWMSU NWMSU
Interceptions. 1	Simmons,Chris vs UWL 13 tied with 1
	1 Remais,Ted at CMSU
	1 Williams,Clar. at CMSU
	1 Phipps,Corey vs SBU
	1 Hayes,Patrick at PSU
	1 Remais,Ted at TSU

Team Highs

Washburn Ichabods

Rushes. 66 at LU
Yards Rushing. 367 at LU
Yards Per Rush. 5.6 at LU
TD Rushes. 9 at LU
Pass attempts. 40 vs ESU
Pass completions. 18 at UMR
Yards Passing. 335 vs SBU
Yards Per Pass. 15.2 vs SBU
TD Passes. 4 vs SBU
Total Plays. 88 at TSU
Total Offense. 588 vs SBU
Yards Per Play. 7.1 vs SBU
Points. 63 at LU
Sacks By. 5 at LU
First Downs. 30 at TSU
Penalties. 13 vs SBU
Penalty Yards. 133 vs SBU
Turnovers. 6 at CMSU
Interceptions By. 2 at CMSU

Opponents

Rushes. 55 at PSU
Yards Rushing. 322 vs ESU
Yards Per Rush. 6.3 at MSSC
TD Rushes. 6 vs NWMSU
Pass attempts. 39 at TSU
Pass completions. 21 vs NWMSU
Yards Passing. 369 at TSU
Yards Per Pass. 12.7 vs NWMSU
TD Passes. 3 vs MWSC
3 at TSU
Total Plays. 76 vs NWMSU
Total Offense. 553 vs NWMSU
Yards Per Play. 7.5 at TSU
Points. 63 vs NWMSU
Sacks By. 3 vs MWSC
First Downs. 29 vs NWMSU
Penalties. 12 at LU
Penalty Yards. 121 at LU
Turnovers. 4 vs UWL
4 vs SBU
Interceptions By. 4 at PSU



2000 RECORD:	OVERALL	HOME	AWAY
WASHBURN	(5-6-0)	(2-3-0)	(3-2-0)
MIAA	(3-6-0)	(1-3-0)	(2-3-0)
NON-CONFERENCE	(2-0-0)	(1-0-0)	(1-0-0)

DATE	OPPONENT	SCORE	ATTEND
Sep 02, 2000	WISCONSIN-LACROSSE	W 26-6	2368
Sep 09, 2000	at Lincoln	W 63-21	1500
*Sep 16, 2000	at Missouri Southern	W 24-22	6100
*Sep 23, 2000	MISSOURI WESTERN	L 13-23	2311
*Sep 30, 2000	at Central Missouri	L 17-28	7308
*Oct 07, 2000	at Missouri-Rolla	W 34-14	2200
*Oct 14, 2000	SOUTHWEST BAPTIST	W 58-21	2785
*Oct 21, 2000	at Pittsburg State	L 28-31	9187
*Oct 28, 2000	NORTHWEST MISSOURI	L 21-63	3719
*Nov 04, 2000	at Truman State Univ.	L 42-45	2346
*Nov 11, 2000	EMPORIA STATE	L 21-35	2156
*MIAA Game			

Team Statistics

	Washburn	Opponents
SCORING	347	309
Points Per Game	31.5	28.1
FIRST DOWNS	255	189
Rushing	53	94
Passing	78	77
Penalty	24	18
RUSHING YARDAGE	2580	2097
Yards gained rushing	2853	2446
Yards lost rushing	273	349
Rushing Attempts	572	451
Average Per Rush	4.5	4.6
Average Per Game	234.5	190.6
TDs Rushing	35	26
PASSING YARDAGE	1995	1789
Att-Comp-Int	260-139-13	242-126-6
Average Per Pass	7.7	7.4
Average Per Catch	14.4	14.2
Average Per Game	181.4	162.6
TDs Passing.	11	14
TOTAL OFFENSE	4575	3886
Total Plays	832	693
Average Per Play	5.5	5.6
Average Per Game	415.9	353.3
KICK RETURNS: #-YARDS	48-965	39-899
PUNT RETURNS: #-YARDS.	27-270	18-173
INT RETURNS: #-YARDS	6-12	13-161
KICK RETURN AVERAGE	20.1	23.1
PUNT RETURN AVERAGE	10.0	9.6
INT RETURN AVERAGE	2.0	12.4
FUMBLES-LOST	30-14	21-14
PENALTIES-YARDS	89-751	54-578
Average Per Game	68.3	52.5
PUNTS-YARDS	48-1644	59-2271
Average Per Punt	34.2	38.5
Net punt average	30.6	33.9
TIME OF POSSESSION/GAME	32:43	27:17
3RD-DOWN CONVERSIONS	70/165	51/140
3rd-Down Pct	42%	36%
4TH-DOWN CONVERSIONS	15/20	6/17
4th-Down Pct	75%	35%
SACKS BY-YARDS	27-197	13-93
MISC YARDS	51	17
TOUCHDOWNS SCORED	47	43
FIELD GOALS-ATTEMPTS	7-12	4-5
PAT-ATTEMPTS	42-45	37-40
ATTENDANCE	13339	28641
Games/Avg Per Game	5/2668	6/4774

Score by Quarters	1st	2nd	3rd	4th	Total
Washburn	80	89	68	110	- 347
Opponents	79	93	63	74	- 309

Rushing

	GP-GS	Att	Gain	Loss	Net	Avg	TD	Long	Avg/G
Rainer,Brandon	10-7	137	657	38	619	4.5	6	41	61.9
Schuerman,Tyler	11-11	189	881	173	708	3.7	16	33	64.4
Rainer,Brandon	9-9	120	620	5	615	5.1	8	35	68.3
Johnson,Joshua	11-0	44	292	23	269	6.1	1	26	24.5
Crain,Corey	11-11	39	270	9	261	6.7	3	22	23.7
Jones,Reggie	7-2	54	266	13	253	4.7	4	19	36.1
Camp,Joe	11-11	62	228	30	198	3.2	0	13	18.0
Taylor,Preston	11-0	22	115	0	115	5.2	1	14	10.5
Humphrey,Darryl	9-0	13	80	0	80	6.2	2	34	8.9
Snyder,Cody	3-0	9	53	6	47	5.2	0	20	15.7
Smith,Travis	9-0	6	24	0	24	4.0	0	5	2.7
Wrecke,Garrett	11-0	1	13	0	13	13.0	0	13	1.2
McNeal,Colon	11-11	4	11	2	9	2.2	0	4	0.8
Ichabods	8-0	9	0	12	-12	-1.3	0	0	-1.5
Total	11	572	2853	273	2580	4.5	35	35	234.5
Opponents	11	451	2446	349	2097	4.6	26	87	190.6

Passing

	GP-GS	Effic	A-C-I	Pct	Yds	TD	Lng	Avg/G
Schuerman,Tyler	11-11	123.93	245-134-13	54.7	1936	10	64	176.0
Taylor,Preston	11-0	101.97	13-5-0	38.5	59	1	30	5.4
Ichabods	8-0	0.00	2-0-0	0.0	0	0	0	0.0
Total	11	121.88	260-139-13	53.5	1995	11	64	181.4
Opponents	11	128.30	242-126-6	52.1	1789	14	93	162.6

Receiving

	GP-GS	No.	Yds	Avg	TD	Long	Avg/G
McNeal,Colon	11-11	51	829	16.3	4	64	75.4
Banks,Joe	11-11	25	426	17.0	3	49	38.7
Whittle,Chris	11-0	19	238	12.5	1	33	21.6
Camp,Joe	11-11	14	161	11.5	0	54	14.6
Crain,Corey	11-11	11	114	10.4	2	27	10.4
Johnson,Joshua	11-0	9	96	10.7	0	18	8.7
Harris,Todd	11-0	3	25	8.3	0	11	2.3
Humphrey,Darryl	9-0	2	39	19.5	0	21	4.3
Snyder,Cody	3-0	2	29	14.5	0	21	9.7
Rainer,Brandon	9-9	2	8	4.0	0	6	0.9
Nally,Zac	7-0	1	30	30.0	1	30	4.3
Total	11	139	1995	14.4	11	64	181.4
Opponents	11	126	1789	14.2	14	93	162.6

Punt Returns

	No.	Yds	Avg	TD	Long
Hayes,Patrick	23	237	10.3	0	48
Humphrey,Darryl	4	33	8.2	0	23
Total	27	270	10.0	0	48
Opponents	18	173	9.6	0	76

Interception Returns

	No.	Yds	Avg	TD	Long
Remais,Ted	2	0	0.0	0	0
Williams,Clar.	1	0	0.0	0	0
Simmons,Chris	1	4	4.0	0	4
Hayes,Patrick	1	1	1.0	0	1
Phipps,Corey	1	7	7.0	0	7
Total	6	12	2.0	0	7
Opponents	13	161	12.4	1	49

Kick Returns

	No.	Yds	Avg	TD	Long
Hayes,Patrick	22	545	24.8	0	53
Crain,Corey	10	186	18.6	0	44
Johnson,Joshua	6	75	12.5	0	20
Cline,Dustin	3	53	17.7	0	26
Camp,Joe	2	55	27.5	0	39
Harris,Todd	2	18	9.0	0	13
Humphrey,Darryl	1	21	21.0	0	21
Whittle,Chris	1	12	12.0	0	12
Banks,Joe	1	0	0.0	0	0
Total	48	965	20.1	0	53
Opponents	39	899	23.1	2	93

Scoring

	TD	FGs	Kick	Rush	Rcv	Pass	DXP	Saf	Points
Schuerman,Tyler	16	0-0	0-0	0-0	0	0-0	0	0	96
Todd,Chad	0	7-12	42-45	0-0	0	0-0	0	0	63
Rainer,Brandon	8	0-0	0-0	0-0	0	0-0	0	0	48
Crain,Corey	5	0-0	0-0	0-0	0	0-0	0	0	30
Jones,Reggie	4	0-0	0-0	0-0	0	0-0	0	0	24
McNeal,Colon	4	0-0	0-0	0-0	0	0-0	0	0	24
Banks,Joe	3	0-0	0-0	0-1	0	1-1	0	0	18
Humphrey,Darryl	2	0-0	0-0	0-0	0	0-0	0	0	12
Nally,Zac	1	0-0	0-0	0-0	0	0-0	0	0	6
Johnson,Joshua	1	0-0	0-0	0-0	0	0-0	0	0	6
Taylor,Preston	1	0-0	0-0	0-0	0	0-0	0	0	6
Wrecke,Garrett	1	0-0	0-0	0-0	0	0-0	0	0	6
Whittle,Chris	1	0-0	0-0	0-0	0	0-0	0	0	6
Harris,Todd	0	0-0	0-0	0-0	1	0-0	0	0	2
Total	47	7-12	42-45	0-1	1	1-1	0	0	347
Opponents	43	4-5	37-40	1-3	0	0-0	0	0	309

Total Offense

	G	Plays	Rush	Pass	Total	Avg/G
Schuerman,Tyler	11	434	708	1936	2644	240.4
Rainer,Brandon	9	120	615	0	615	68.3
Johnson,Joshua	11	44	269	0	269	24.5
Crain,Corey	11	39	261	0	261	23.7
Jones,Reggie	7	54	253	0	253	36.1
Camp,Joe	11	62	198	0	198	18.0
Taylor,Preston	11	35	115	59	174	15.8
Humphrey,Darryl	9	13	80	0	80	8.9
Snyder,Cody	3	9	47	0	47	15.7
Smith,Travis	9	6	24	0	24	2.7
Wrecke,Garrett	11	1	13	0	13	1.2
McNeal,Colon	11	4	9	0	9	0.8
Ichabods	8	11	-12	0	-12	-1.5
Total	11	832	2580	1995	4575	415.9
Opponents	11	693	2097	1789	3886	353.3

All-Purpose

	G	Rush	Rec	PR	KOR	IR	FR	Tot	Avg/G
McNeal,Colon	11	9	829	0	0	0	0	838	76.2
Hayes,Patrick	11	0	0	237	545	1	0	783	71.2
Schuerman,Tyler	11	708	0	0	0	0	0	708	64.4
Rainer,Brandon	9	615	8	0	0	0	0	623	69.2
Crain,Corey	11	261	114	0	186	0	0	561	51.0
Johnson,Joshua	11	269	96	0	75	0	0	440	40.0
Banks,Joe	11	0	426	0	0	0	0	426	38.7
Camp,Joe	11	198	161	0	55	0	0	414	37.6
Jones,Reggie	7	253	0	0	0	0	0	253	36.1
Whittle,Chris	11	0	238	0	12	0	0	250	22.7
Humphrey,Darryl	9	80	39	33	21	0	0	173	19.2
Taylor,Preston	11	115	0	0	0	0	0	115	10.5
Snyder,Cody	3	47	29	0	0	0	0	76	25.3
Wrecke,Garrett	11	13	0	0	0	0	51	64	5.8
Cline,Dustin	8	0	0	0	53	0	0	53	6.6
Harris,Todd	11	0	25	0	18	0	0	43	3.9
Nally,Zac	7	0	30	0	0	0	0	30	4.3
Smith,Travis	9	24	0	0	0	0	0	24	2.7
Phipps,Corey	11	0	0	0	0	7	0	7	0.6
Simmons,Chris	11	0	0	0	0	4	0	4	0.4
Ichabods	11	-12	0	0	0	0	0	-12	-1.5
Total	11	2580	1995	270	965	12	51	5873	533.9
Opponents	11	2097	1789	173	899	161	17	5136	466.9


Punting

	No.	Yds	Avg	Long	TB	FC	I20	Blkd
Roth,Eric	48	1644	34.2	50	1	7	13	0
Total	48	1644	34.2	50	1	7	13	0
Opponents	59	2271	38.5	59	1	10	13	0

Field Goals

	FGM-FGA	Pct	01-19	20-29	30-39	40-49	50-99	Lg	Blk
Todd,Chad	7-12	58.3	0-0	1-1	3-6	3-5	0-0	47	2

Former Ihabod Joe Banks goes up for a pass against Northwest Missouri. Banks had two catches for 24 yards against the four-time defending conference champion Bearcats.





Ralph McFillen
MIAA Commissioner



Matt Newbery
MIAA Sports
Information Director

MIAA Directory
10551 Barkley,
Suite 501
Overland Park,
KS 66212

913.341.3839
McFillen Phone
913.341.5887
McFillen Fax

913.341.3080
Newbery Phone
913.341.2995
Newbery Fax

The Mid-America Intercollegiate Athletics Association, a 10-member conference of NCAA Division II institutions in Missouri and Kansas, was first organized in 1912 as the Missouri Intercollegiate Athletic Association.

Over the past 15 years, the league has undergone several changes, highlighted by expansion and increased participation in national championships.

The MIAA has gained the reputation of being one of the top NCAA Division II conferences in the nation. MIAA student-athletes have won nine national championships and more than 98 individual national titles.

The MIAA currently conducts conference championships in nine men's and seven women's sports.

Men's champions are crowned in football, cross country, soccer, basketball, indoor and outdoor track and field, baseball, tennis, and golf. Women's champions are determined in volleyball, cross country, basketball, indoor and outdoor track and field, soccer, softball and tennis.

Ralph McFillen was named to succeed Ken B. Jones as commissioner of the MIAA in January 1997 and took over in July of that year. He formerly served as commissioner of the Metro and Gulf South conferences.

Matt Newbery, formerly an assistant sports information director at Pittsburg State University, joined the conference in July 1994 as director of sports information.



Past MIAA Champions

1924	Truman	1951	Truman, Southwest Missouri State	State	
1925	Northwest Missouri State	1952	Truman, Northwest Missouri State	1978	Southwest Missouri State
1926	Central Missouri State	1953	Truman	1979	Northwest Missouri State
1927	Truman	1954	Truman	1980	Missouri-Rolla
1928	Truman,SW Missouri St.	1955	Southeast Missouri State	1981	Truman
1929	Truman	1956	Central Missouri State	1982	Truman
1930	Truman		Missouri-Rolla	1983	Central Missouri State
1931	Northwest Missouri State	1957	Southeast Missouri State		Missouri-Rolla
1932	Truman	1958	Southeast Missouri State	1984	Northwest Missouri State
1933	Truman	1959	Southeast Missouri State	1985	Truman
1934	Truman	1960	Truman	1986	Central Missouri State
1935	Truman	1961	Truman	1987	Central Missouri State
1936	Truman	1962	Southeast Missouri State		Southeast Missouri State
1937	Southeast Missouri State	1963	Southwest Missouri State	1988	Central Missouri State, Truman,
1938	Northwest Missouri State	1964	Truman		Southeast Missouri State
1939	Northwest Missouri State	1965	Truman	1989	Pittsburg State
1940	Southwest Missouri State	1966	Southwest Missouri State	1990	Pittsburg State
1941	Missouri-Rolla,	1967	Southeast Missouri State	1991	Pittsburg State
	Northwest Missouri State	1968	Southeast Missouri State	1992	Pittsburg State
1942	Northwest Missouri State	1969	Truman, Southeast Missouri State	1993	Missouri Southern
	Southeast Missouri State	1970	Central Missouri State, Truman	1994	Pittsburg State
1943-45	No MIAA Competition	1971	Truman	1995	Pittsburg State
1946	Southeast Missouri State	1972	Lincoln, Truman	1996	Pittsburg State
1947	Missouri-Rolla	1973	Southeast Missouri State		Northwest Missouri State
1948	Northwest Missouri State	1974	Northwest Missouri State	1997	Northwest Missouri State
	Southwest Missouri State	1975	Southeast Missouri State	1998	Northwest Missouri State
1949	Missouri-Rolla	1976	Truman, Southeast Missouri State	1999	Northwest Missouri State
1950	Missouri-Rolla	1977	Missouri-Rolla, Southeast Missouri	2000	Northwest Missouri State

MIAA Championship Titles

Truman	26	Central Missouri State	7	Missouri-Rolla	7
Southeast Missouri State	16	Southwest Missouri State	7	Missouri Southern	1
Northwest Missouri State	16	Pittsburg State	7	Lincoln University	1

MIAA Members

Central Missouri State University Warrensburg, Mo.	Missouri Southern State College Joplin, Mo.	Southwest Baptist University Bolivar, Mo.
Emporia State University Emporia, Kan.	Missouri Western State College St. Joseph, Mo.	Truman State University Kirksville, Mo.
University of Missouri-Rolla Rolla, Mo.	Northwest Missouri State University Maryville, Mo.	Washburn University Topeka, Kan.
	Pittsburg State University Pittsburg, Kan.	



	MIAA					Overall				
	W	L	PF	PA	Pct.	W	L	PF	PA	Pct.
x-Northwest Missouri (7)	9	0	479	137	1.000	11	1	553	213	.917
Missouri Western	8	1	282	175	.889	8	4	351	258	.667
Pittsburg State (12)	7	2	312	140	.778	9	3	384	182	.750
Central Missouri	5	4	238	184	.556	7	4	358	210	.636
Emporia State	5	4	252	206	.556	6	5	293	236	.556
Truman	5	4	284	243	.556	6	5	333	305	.556
Washburn	3	6	258	282	.333	5	6	347	309	.455
Missouri Southern	2	7	146	256	.222	2	9	164	337	.182
Southwest Baptist	1	8	150	457	.111	2	9	194	480	.182
Missouri-Rolla	0	9	84	405	.000	2	9	141	453	.182

() = Rank in Final AFCA Division II Poll.
x = Won fifth straight MIAA championship

MIAA in NCAA Division II Playoffs

Saturday, November 18
NCAA Division II Playoffs -- First Round
North Dakota State 31, @ NWMSU 17
@ Nebraska-Omaha 14, PSU 3

MIAA in Postseason Bowl Games

Saturday, December 2
Mineral Water Bowl @ Roosevelt Field, Excelsior Springs, Mo.
Winona (Minn.) State 43, MWSC 41, 3OT

2000 MIAA All-Conference Teams

Most Valuable Offensive Player
Tony Miles, WR/KR, NWMSU

Most Valuable Defensive Player
Brian Williams, LB, NWMSU

Freshman of the Year
Tyler Schuerman, QB, WU

Tri-Coaches of the Year
Mel Tjeerdsma, NWMSU and Jerry Partridge, MWSC

First Team Offense
*Travis Miles, NWMSU QB, Sr.
Anthony Chatmon, PSU RB, Jr.
†David Jansen, NWMSU RB, Sr.
^††Tony Miles, NWMSU WR/KR, Sr.
†Lester McCoy, ESU WR, Sr.
*Steve Comer, NWMSU TE, Sr.
*†Andy Erpelding, NWMSU OL, Sr.
*†Matt Howard, PSU OL, Jr.
Earl Henry, PSU LB, Jr.
Wes Simmons, NWMSU LB, Sr.
Clint Steiner, CMSU DB, Sr.
Donte McCoy,E SU DB, So.
Travis Stepps, PSU DB, Jr.
Six linemen selected due to a tie in voting.

First Team Defense
*#Aaron Becker, NWMSU DL, Sr.
Curt Cira, TSU DL, Sr.
Aaron McConnell, PSU DL, Fr.
Josh Oyler, MWSC DL, Sr.
Reggie Smith, MSSC DL, Sr.
†Colston Weatherington, CMSU DL, Sr.
*††Wes Baker, PSU LB, Sr.
*†Brian Williams, NWMSU LB, Sr.
Wes Simmons, NWMSU LB, Sr.
Clint Steiner, CMSU DB, Sr.
Donte McCoy,E SU DB, So.
Travis Stepps, PSU DB, Jr.
*Chris Lutz, PSU P, So.
*=Unanimous selection
^=Unanimous choice at WR
†=Repeat first-team choice from 1999
#=First-team selection in 1998
††=Repeat first-team choice from 1998 &99

Second Team Offense
Kasey Waterman, MWSC QB, Jr.
DeAngelo Evans, ESU RB, Sr.
Brandon Rainer, WU RB, Jr.
Kevin Collins, TSU WR, Jr.
Jerris Evans, MWSC WR, Jr.
Donnie Dec, MWSC TE, Sr.
Jared Barge, WU OL, Sr.
Justin Foster, MWSC OL, Sr.
Bruce Reves, ESU OL, Sr.
Nick Ruud, TSU OL, So.
Monty Williams, NWMSU OL, Sr.
Chad Todd, WU K, Sr.
Kevin Nickerson, CMSU KR, Jr.

Second Team Defense
George Butler, SBU DL, Sr.
Josh Honey, NWMSU DL, Fr.
Steve Robedeau, ESU DL , Sr.
Billy Starnes, MSSC DL, Jr.
Eric Taylor, WU DL, Fr.
MaCario Dade, SBU LB, Sr.
Joe Quinlan, NWMSU LB, Sr.
Andy Sims, CMSU LB, Jr.
Eric Walker, MWSC LB, Jr.
Ryan Miller, NWMSU DB, So.
Frank Taylor, NWMSU DB, So.
Tyreece Whyte, MWSC DB, Jr.
Kenny Zordani, CMSU P, So.

Honorable Mention Offense
Josh Chapman, MSSC QB So.
Eric Howe, TSU QB Jr.
Brad Clarke, UMR RB Sr.
Nick Goos, CMSU RB Sr.
Palu Lotaki, SBU RB Jr.
Ken Okwuonu, UMR RB Jr.
Brandon Perry, MWSC RB Fr.
Tucker Woolsey, NWMSU RB Sr.
Joe Banks, WU WR Sr.
Andrew Blakely TSU WR So.
J. R. Hill, NWMSU WR Sr.
Colon McNeal, WU WR Jr.
Alphonso Pugh, TSU WR/KR So.
Adam Ziesel, MWSC WR So.

Jason Ferguson, ESU TE Jr.
Chad Blackburn, PSU OL Jr.
Ken Curry, MWSC OL Sr.
Joe Glab, NWMSU OL Jr.
Wes Hill, ESU OL So.
Curt Lessman, NWMSU OL Jr.
Clayton McCullah, SBU OL Jr.
Brandon Montgomery, TSU OL Jr.
Dan Mullins, MSSC OL Sr.
Jermaine Smith, WU OL So.
Chris White, UMR OL Sr.
Art Williams, UMR OL Sr.
Pat Wilson, CMSU K Fr.
Deon Boykin, SBU KR Fr.

Defense
Richard Berrouet, PSU DL Sr.
Nick Heggeman, SBU DL Jr.
Shawn Linder, SBU DL Jr.
Emmanuel Okwuonu, UMR DL Jr.
L'Quincy Pryor, MSSC DL Jr.
Buck Reuter, WU DL Sr.
Leo Smith, TSU DL Sr.
Mike Sunderman, NWMSU DL Fr.
Tim Urich, CMSU DL Jr.
Lamaris Young, MWSC DL Jr.
Jarrett Cook, MSSC LB Sr.
Dan Gray, MWSC LB Sr.
Judd Linehard, TSU LB So.
Brent Matzke, ESU LB Jr.
Corey Phipps, WU LB Sr.

Chad Pratz, ESU LB Jr.
Jake Willrich, TSU LB So.
Greg Zerr, CMSU LB Jr.
Drew Bullocks, UMR DB Jr.
Daniel Flood, ESU DB So.
Charles Greer, ESU DB So.
Chad Myers, SBU DB Sr.
John Naeve, TSU DB Sr.
Damien Purse, MSSC DB Jr.
Matt Reid, MSSC DB Jr.
Pierre Thomas, MWSC DB Fr.
Greg Wayne, NWMSU DB Sr.
Antoine Williams, CMSU DB Sr.
Clarence Williams, WU DB Sr.
Austin Lepper, TSU P So.
Dustin Penn, UMR P Jr.



2000 miaa team leaders

SCORING OFFENSE										RUSHING DEFENSE									
G	TD	XP	2XP	DXP	FG	Saf	Pts	Avg		G	Rushes	Yards	Avg.	TD	Yds/G				
Northwest Mo. State	11	76	65	2	0	4	0	537	48.8	Northwest Mo. State	11	427	1321	3.1	10	120.1			
Pittsburg State	11	52	44	2	0	7	0	381	34.6	Pittsburg State	11	459	1412	3.1	12	128.4			
Central Missouri State	11	46	42	0	0	12	2	358	32.5	Central Missouri State	11	445	1497	3.4	14	136.1			
Washburn	11	47	42	1	0	7	0	347	31.5	Emporia State	11	514	1625	3.2	12	147.7			
Truman	11	46	36	0	0	7	0	333	30.3	Missouri Western	11	460	1809	3.9	16	164.5			
Missouri Western	11	42	33	1	0	7	1	310	28.2	Washburn	11	451	2079	4.6	26	189.0			
Emporia State	11	39	36	0	0	7	1	293	26.6	Truman	11	530	2106	4.0	24	191.5			
Southwest Baptist	11	26	21	1	0	5	0	194	17.6	Missouri Southern	11	486	2149	4.4	25	195.4			
Missouri Southern	11	23	15	1	0	3	0	164	14.9	Southwest Baptist	11	554	2391	4.3	31	217.4			
Missouri-Rolla	11	18	16	0	0	5	1	141	12.8	Missouri-Rolla	11	535	3409	6.4	40	309.9			
SCORING DEFENSE										PUNTING									
G	TD	XP	2XP	DXP	FG	Saf	Pts	Avg		G	Punts	Avg	Ret	Yds	Avg	Net/P			
Pittsburg State	11	22	17	2	0	5	0	168	15.3	Pittsburg State	11	45	41.6	10	93	2.1	39.5		
Northwest Mo. State	11	25	23	0	0	3	0	182	16.5	Central Missouri State	11	54	39.6	17	165	3.1	36.6		
Central Missouri State	11	28	20	2	0	6	0	210	19.1	Northwest Mo. State	11	35	36.9	16	79	2.3	34.7		
Missouri Western	11	30	20	0	0	5	0	215	19.5	Missouri Western	11	57	35.5	19	72	1.3	34.2		
Emporia State	11	33	24	1	0	4	0	236	21.5	Missouri-Rolla	11	84	37.2	37	312	3.7	33.4		
Truman	11	41	36	1	0	7	0	305	27.7	Emporia State	11	54	35.5	29	211	3.9	31.6		
Washburn	11	43	37	1	0	4	0	309	28.1	Washburn	11	48	34.3	18	173	3.6	30.6		
Missouri Southern	11	45	42	0	0	7	2	337	30.6	Missouri Southern	11	72	34.3	31	344	4.8	29.6		
Missouri-Rolla	11	63	56	1	0	5	1	453	41.2	Truman	11	48	36.9	29	364	7.6	29.3		
Southwest Baptist	11	65	54	1	0	10	2	480	43.6	Southwest Baptist	11	73	35.4	42	635	8.7	26.7		
TOTAL OFFENSE										TURNOVER MARGIN									
G	Rush	Pass	Plays	Yards	Avg	TD	Yds/G			G	Fum	Int	Tot	Fum	Int	Tot	Mar	Per/G	
Northwest Mo. State	11	2481	2935	795	5416	6.8	66	492.4		Northwest Mo. State	11	13	20	33	6	7	13	+20	1.82
Washburn	11	2580	1995	832	4575	5.5	46	415.9		Central Missouri State	11	21	13	34	11	10	21	+13	1.18
Truman	11	1432	3097	791	4529	5.7	43	411.7		Missouri-Rolla	11	20	13	33	13	10	23	+10	0.91
Missouri Western	11	1599	2858	789	4457	5.6	41	405.2		Pittsburg State	11	11	21	32	19	8	27	+5	0.45
Pittsburg State	11	3371	877	757	4248	5.6	48	386.2		Missouri Western	11	13	11	24	6	15	21	+3	0.27
Emporia State	11	2757	1488	737	4245	5.8	39	385.9		Emporia State	11	11	15	26	16	13	29	-3	-0.27
Central Missouri State	11	1857	1715	735	3572	4.9	38	324.7		Missouri Southern	11	18	6	24	13	15	28	-4	-0.36
Missouri Southern	11	1933	1134	727	3067	4.2	22	278.8		Washburn	11	14	6	20	14	13	27	-7	-0.64
Southwest Baptist	11	1132	1476	734	2608	3.6	23	237.1		Truman	11	13	12	25	9	25	34	-9	-0.82
Missouri-Rolla	11	1240	1016	635	2256	3.6	15	205.1		Southwest Baptist	11	15	14	29	34	18	52	-23	-2.09
TOTAL DEFENSE										FIRST DOWNS									
G	Rush	Pass	Plys	Yards	Avg	TD	Yds/G			G	Rush	Pass	Pen	Total					
Pittsburg State	11	1412	1753	740	3165	4.3	16	287.7		Northwest Mo. State	11	145	110	16	271				
Northwest Mo. State	11	1321	1889	729	3210	4.4	24	291.8		Washburn	11	153	78	24	255				
Central Missouri State	11	1497	1779	726	3276	4.5	27	297.8		Truman	11	86	127	25	238				
Emporia State	11	1625	1808	784	3433	4.4	32	312.1		Pittsburg State	11	180	34	14	228				
Missouri Western	11	1809	1790	740	3599	4.9	27	327.2		Missouri Western	11	89	120	17	226				
Washburn	11	2079	1789	693	3868	5.6	40	351.6		Emporia State	11	136	51	16	203				
Missouri Southern	11	2149	1838	725	3987	5.5	41	362.5		Central Missouri State	11	101	83	6	190				
Truman	11	2106	1992	828	4098	4.9	37	372.5		Missouri Southern	11	99	51	20	170				
Southwest Baptist	11	2391	2212	852	4603	5.4	58	418.5		Southwest Baptist	11	76	62	16	154				
Missouri-Rolla	11	3409	2079	764	5488	7.2	62	498.9		Missouri-Rolla	11	57	42	21	120				
PASS OFFENSE										OPPONENT 1ST DOWNS									
G	Att	Cmp	Int	Pct.	Yds	Avg	TD	Yds/G		G	Rush	Pass	Pen	Total					
Truman	11	419	230	25	54.9	3097	7.4	26	281.5	Northwest Mo. State	11	76	70	19	165				
Northwest Mo. State	11	289	175	7	60.6	2935	10.2	26	266.8	Pittsburg State	11	81	81	13	175				
Missouri Western	11	359	204	15	56.8	2858	8.0	32	259.8	Central Missouri State	11	88	70	23	181				
Washburn	11	260	139	13	53.5	1995	7.7	11	181.4	Washburn	11	93	77	18	188				
Central Missouri State	11	225	130	10	57.8	1715	7.6	14	155.9	Missouri Western	11	100	78	16	194				
Emporia State	11	205	95	13	46.3	1488	7.3	16	135.3	Missouri Southern	11	103	75	19	197				
Southwest Baptist	11	306	108	18	35.3	1476	4.8	6	134.2	Emporia State	11	109	81	16	206				
Missouri Southern	11	232	102	15	44.0	1134	4.9	11	103.1	Truman	11	129	78	20	227				
Missouri-Rolla	11	187	84	10	44.9	1016	5.4	6	92.4	Southwest Baptist	11	132	86	18	236				
Pittsburg State	11	104	50	8	48.1	877	8.4	6	79.7	Missouri-Rolla	11	170	84	15	269				
PASS DEFENSE										PENALTIES									
G	Att	Cmp	Int	Pct.	Yds	Avg	TD	Yds/G		G	No	Yds							
Pittsburg State	11	281	131	21	46.6	1753	6.2	4	159.4	Missouri-Rolla	11	71	525						
Central Missouri State	11	281	129	13	45.9	1779	6.3	13	161.7	Southwest Baptist	11	80	642						
Washburn	11	242	126	6	52.1	1789	7.4	14	162.6	Pittsburg State	11	73	643						
Missouri Western	11	280	144	11	51.4	1790	6.4	11	162.7	Missouri Southern	11	77	670						
Emporia State	11	270	126	15	46.7	1808	6.7	20	164.4	Central Missouri State	11	80	705						
Missouri Southern	11	239	117	6	49.0	1838	7.7	16	167.1	Northwest Mo. State	11	90	746						
Northwest Mo. State	11	302	142	20	47.0	1889	6.3	14	171.7	Washburn	11	89	751						
Truman	11	298	163	12	54.7	1992	6.7	13	181.1	Truman	11	88	769						
Missouri-Rolla	11	229	146	13	63.8	2079	9.1	22	189.0	Emporia State	11	83	778						
Southwest Baptist	11	298	156	14	52.3	2212	7.4	27	201.1	Missouri Western	11	93	854						
RUSHING OFFENSE										TIME OF POSSESSION									
G	Att	Yds	Avg	TD	Yds/G					G	Total Time	Avg/G							
Pittsburg State	11	653	3371	5.2	42	306.5				11	359:38	32:41							
Emporia State	11	532	2757	5.2	23	250.6				11	340:20	30:56							
Washburn	11	572	2580	4.5	35	234.5				11	340:08	30:55							
Northwest Mo. State	11	506	2481	4.9	40	225.5				11	338:48	30:48							
Missouri Southern	11	495	1933	3.9	11	175.7				11	337:52	30:42							
Central Missouri State	11	510	1857	3.6	24	168.8				11	329:20	29:56							
Missouri Western	11	430	1599	3.7	9	145.4				11	328:28	29:51							
Truman	11	372	1432	3.8	17	130.2				11	313:18	28:28							
Missouri-Rolla	11	448	1240	2.8	9	112.7				11	304:51	27:42							
Southwest Baptist	11	428	1132	2.6	17	102.9				11	300:07	27:17							

2000 miaa leaders

RUSHING										PUNTING		
---------	--	--	--	--	--	--	--	--	--	---------	--	--

Team Records

(Regular Season Records Unless Otherwise Noted)

SCORING

Most Points Scored

Game: 94 SMSU vs. SBU, 9-24-27

Season: 537 Northwest Missouri, 2000 (11 games)

Highest Scoring Average

Season: 48.8 NWMSU, 2000 (537 pts. in 11 games)

Most Touchdowns Scored

Game: 15 SMSU vs. SBU, 9-24-27

Season: 69 Northwest Missouri State, 1998 (11 games)

Most Conversions Made Kicking

Game: 9 nine times, most recently: WU vs. Lincoln, 9-9-01

Season: 65 Northwest Missouri State, 2000 (11 games)

Most 2-Point Conversions Made

Game: 5 ESU vs. UMR, 11-8-97

Season: 13 Emporia State, 1997 (11 games)

Most Field Goals Made

Game: 6 CMSU vs. SEMSU, 11-2-85

Season: 19 Missouri-Rolla, 1979 (11 games)

Most Defensive Extra Points

Att./Season: 2 MSSC 1996

Md./Season: 1 MWSC, 1994; SBU 1994

Most Safeties

Game: 3 ESU vs. CMSU, 9-18-99

Season: 5 Central Missouri State, 1999 (11 games)

FIRST DOWNS

Most Total First Downs

Game: 36 NWMSU vs. ESU, 11-14-98

Season: 273 Northwest Missouri State, 1998 (11 games)

Most First Downs Rushing

Game: 29 UMR vs. LU, 10-25-86

Season: 200 Northwest Mo. State, 1992 (11 games)

Most First Downs Passing

Game: 25 ESU vs NWMSU, 11-7-92

Season: 164 Truman, 1985 (11 games)

TOTAL OFFENSE

Most Total Offensive Plays

Game: 99 TSU vs. SMSU, 10-5-85, NWMSU vs. LU, 11-5-77

Season: 922 Emporia State, 1995 (11 games)

Most Yards Total Offense

Game: 796 NWMSU vs. ESU, 11-7-92

Season: 5846 Emporia State, 1997 (11 games)

RUSHING

Most Rushing Attempts

Game: 87 PSU vs. CMSU, 10-14-89

Season: 743 Pittsburg St., 1989 (11 games)

Most Yards Gained Rushing

Game: 627 NWMSU vs. ESU, 11-7-92

Season: 3892 Pittsburg St., 1992 (11 games)

Highest Average Per Carry (min. 25/game)

Game: 10.4 PSU vs. MSSC, 10-24-92 (51-528 yards)

Season: 6.0 Pittsburg St., 1992 (651-3892 yards)

Most Touchdowns Rushing

Game: 9 Washburn vs. Lincoln, 9-9-01

Season: 46 Pittsburg St., 1989 (11 games)

PASSING

Most Pass Attempts

Game: 76 ESU vs. Fort Hays (Kan.) State, 9-2-95

Season: 623 Emporia State, 1995 (11 games)

Highest Average Per Attempt

Season: 10.16 Northwest Missouri State, 2000 (289-2935 yards)

Most Pass Completions

Game: 39 ESU vs. TSU, 11-4-95

Season: 322 Emporia State, 1995 (11 games)

Highest Average Per Completion

Season: 21.2 Northwest Mo. State, 1992 (35-743 yards)

Highest Completion Percentage

Season: 63.2 Southwest Baptist, 1992 (199-of-315, 2534 yards)

Most Yards Gained Passing

Game: 514 ESU vs. UMR, 10-7-95

Season: 3862 Emporia State, 1995 (11 games)

Most Touchdowns Passing

Game: 6 CMSU vs. LU, 10-24-87

Season: 32 Truman, 1985 (11 games) & Missouri Western, 2000 (11 games)

PUNTING

Most Punts

Game: 14 SBU vs. CMSU, 11-9-96; SBU vs. PSU, 10-11-97

Season: 98 Lincoln, 1981 (11 games)

Highest Punting Average

Season: 45.7 SMSU, 1965 (49-2240 yds.)

PUNT RETURNS

Most Punt Returns

Game: 9 UMR vs. Missouri Valley, 9-8-79; WU vs. Fort Hays (Kan.) State, 9-11-99; NWMSU vs. SBU, 9-25-99

Season: 49 Pittsburg State, 1995 (10 games)

Highest Average Punt Return (min. 2/game)

Season: 20.3 Northwest Missouri State, 1966 (21-426 yards)

Most Punt Returns for Touchdowns

Game: 2 CMSU vs. Quincy (Ill.), 9-9-00

Season: 3 Central Missouri State, 2000

KICKOFF RETURNS

Most Kickoff Returns

Game: 12 SBU vs. MWSC, 10-5-96; SBU vs. TSU, 9-16-00

Season: 72 Southwest Baptist, 2000 (11 games)

Highest Average Kickoff Return (min. 3/game)

Season: 24.8 Missouri Southern, 1992 (38-944 yds.)

Most Kickoff Returns for Touchdowns

Game: 1 Several times

Season: 2 Five times, most recently: Truman, 2000 (11 games)

FUMBLES

Most Fumbles

Game: 11 UMR vs. NWMSU, 10-29-55; SBU vs. MSSC, 9-30-00

Season: 54 Northwest Mo. State, 1988 (11games)

Most Fumbles Lost

Game: 8 SBU vs. MSSC, 9-30-00

Season: 34 Southwest Baptist, 2000 (11 games)

Fewest Fumbles

Season: 7 Truman, 1997 (10 games)

Fewest Fumbles Lost

Season: 3 Truman, 1997 (10 games)

PENALTIES

Most Penalties

Game: 19 six times, most recently: CMSU vs. Quincy (Ill.), 8-28-99

Season: 123 Emporia State, 1997 (11 games)

Most Yards Penalized

Game: 184 SBU vs. WU, 11-13-93

Season: 1084 Southeast Mo. St., 1980 (11 games)

Fewest Penalties

Game: 0 Several Times

Season: 36 Missouri-Rolla, 1990 (10 games)

Fewest Yards Penalized

Game: 0 Several Times

Season: 278 Missouri-Rolla, 1964 (9 games)

TOTAL DEFENSE

Most Plays by an Opponent

Game: 99 LU vs. NWMSU, 11-5-77

Season: 833 Southwest Baptist, 1993 (11 games)

Fewest Total Yards Allowed

Game: 20 CMSU vs. LU, 10-31-81 (-22 rush, 42 pass)

Season: 1715 Missouri-Rolla, 1949 (925 rush, 790 pass)

Fewest First Downs Allowed

Game: 1 PSU vs. WU, 10-28-89 (1 rushing, 0 passing, 0 penalty)

Season: 99 Missouri-Rolla, 1956 (61 rushing, 32 passing, 6 penalty)

Most Opponent Fumbles Recovered

Game: 6 three times, most recently: PSU vs. MSSC, 10-26-91

Season: 23 UMR, 1978; MWSC 1997

Most Punts Blocked

Game: 3 SBU vs. NWMSU, 9-16-95

Season: 6 Southwest Baptist, 1995 (10 games)

Most Field Goals Blocked

Game: 2 PSU vs. Friends (Kan.), 9-7-91

Season: 5 Northwest Mo. State, 1989

RUSHING DEFENSE

Fewest Rushing Attempts Allowed

Game: 16 PSU vs. CMSU, 10-14-89

Season: 294 Missouri-Rolla, 1949 (8 games)

Fewest Rushing Yards Allowed

Game: -67 CMSU vs. LU, 10-30-82

Season: 346 Missouri-Rolla, 1980 (10 games)

Fewest Rushing Touchdowns Allowed

Season: 1 Northwest Mo. State, 1931 (9 games)

Fewest Rushing First Downs Allowed

Game: 0 CMSU vs. LU, 10-31-81; PSU vs. CMSU, 11-16-91

Season: 33 Missouri-Rolla, 1980 (10 games)

PASSING DEFENSE

Fewest Passing Attempts Allowed

Game: 1 UMR vs. Northwest Mo. State, 10-13-90

Season: 94 Missouri-Rolla, 1955 (9 games)

Fewest Passing Completions Allowed

Game: 0 four times, most recently: WU vs. CMSU, 11-7-98

Season: 30 Missouri-Rolla, 1951 (8 games)

Fewest Passing Yards Allowed

Game: 0 four times, most recently: WU vs. CMSU, 11-7-98

Season: 456 Missouri-Rolla, 1951 (8 games)

Fewest Passing Touchdowns Allowed

Season: 0 Northwest Mo. State, 1931 (9 games)

Fewest Passing First Downs Allowed

Game: 0 six times, most recently: WU vs. CMSU, 11-7-98

Season: 42 Northwest Mo. State, 1967 (9 games)

Lowest Completion Percentage Allowed

Season: .328 Missouri-Rolla, 1952 (38-116, 8 games)

INTERCEPTIONS

Most Interceptions

Game: 8 three times, most recently: SEMSU vs. CMSU, 10-1-88

Season: 35 Missouri-Rolla, 1978 (11 games)

Most Interceptions Returned for Touchdowns

Game: 1 Several Times

Season: 4 Missouri-Rolla, 1969 (9 games)

SCORING DEFENSE

Fewest Points Allowed

Season: 6 Northwest Mo. State, 1931 (9 games)

Lowest Opponent Scoring Average

Season: 0.7 Northwest Mo. State, 1931 (9 games)

Most Shutouts

Season: 8 Northwest Mo. State, 1931 (9 games)

FREQUENCIES

Most Victories in a Season (Includes playoffs)

15 Northwest Missouri State, 1998

Most Defeats in a Season

11 NWMSU, 1978 & 1994; LU, 1976 & 1981; UMR, 1998 & 1999

Most 300-plus Rushing Games in a Season

8 Pittsburg State, 1992 (11 games); Pittsburg State, 1991 (11 games)

Most 300-plus Passing Games in a Season

8 Emporia State, 1995 (11 games)

Most Field Goals Attempted

Game: 6 Steve Huff, CMSU vs. SEMSU, 11-2-85

Season: 25 Shane Meyer, CMSU, 1997

Career: 109 Mike Wood, SEMSU, 1974-77

Most Field Goals Made

Game: 6 Steve Huff, CMSU vs. SEMSU, 11-2-85

Season: 18 Shane Meyer, CMSU, 1997

Career: 64 Mike Wood, SEMSU, 1974-77

Highest Field Goal Percentage

Season (min. 8 made): .923 Eivind Listerud, UMR, 1993 (12-of-13)

Career (min. 16 made):

.804 David Purnell, NWMSU, 1996-99 (41-of-51)

Most Consecutive Field Goals Made

11 Josh Barcus, PSU 9-19-98 to 10-24-98

Most Points Scored by a Placekicker

Game: 19 Steve Huff, CMSU vs. SEMSU, 11-2-85 (6 FG, 1 PAT)

Season: 96 Dave Purnell, NWMSU, 1997

Career: 271 Josh Barcus, PSU, 1995-98

Most Defensive Extra Points Scored

Game: 1 Stevie Wallace, SBU vs. MWSC, 11-5-94; Mitchell Mason, MWSC vs. Southwest (Minn.) State, 9-3-94

Season: 1 Stevie Wallace, SBU, 1994; Mitchell Mason, MWSC, 1994

RUSHING

Most Rushing Attempts

Game: 50 Chris Brooks, CMSU vs. TSU, 11-11-89

Season: 342 Brian Shay, ESU, 1996

Career: 1007 Brian Shay, ESU, 1995-98

Most Yards Gained Rushing

Half: 226 Brian Shay, ESU vs. CMSU, 11-16-96; (2nd half)

Game: 361 Brian Shay, ESU vs. WU, 10-5-96

Season: 2265 Brian Shay, ESU, 1998

Career: 6958 Brian Shay, ESU, 1995-98

Highest Average Per Carry

Season: 7.9 Darren Dawson, PSU, 1989; (150 att.-1184 yards)

Career: 7.1 Darren Dawson, PSU, 1989-91; (496 att.-3530 yards)

Most Times Gaining 100-plus Yards Rushing

Season: 11 Ronald Moore, PSU, 1992 (11 games) Brian Shay, ESU, 1996 (11 games) Brian Shay, ESU, 1998 (11 games)

Career: 33 Brian Shay, ESU, 1995-98 (44 games)

Most Yards by a Quarterback

Game: 286 Joseph Johnson, NWMSU vs. ESU, 11-7-92

Season: 1241 Joseph Johnson, NWMSU, 1992

Career: 2730 Jeremy Wilson, NWMSU, 1988-91

Most Touchdowns Rushing

Game: 7 Brian Shay, ESU vs. UMR, 11-8-97

Season: 29 Brian Shay, ESU, 1997; Brian Shay, ESU, 1998

Career: 81 Brian Shay, ESU, 1995-98



PASSING	
<i>Most Pass Attempts</i>	
Game:	70 Chris Hegg, TSU vs. Central (Ohio) St., 11-9-85
Season:	503 Chris Hegg, TSU, 1985
Career:	1169 Scott Loveland, CMSU, 1981-84
<i>Most Pass Completions</i>	
Game:	39 Pete Jelovic, ESU vs. TSU, 11-4-95
Season:	284 Chris Hegg, TSU, 1985
Career:	557 Scott Loveland, CMSU, 1981-84
<i>Most Yards Gained Passing</i>	
Game:	471 Pete Jelovic, ESU vs. TSU, 11-4-95
Season:	3741 Chris Hegg, TSU, 1985
Career:	7233 Paul Kaiser, CMSU 1993-95, 1997
<i>Most Touchdowns Passing</i>	
Game:	6 Jeff Phillips, CMSU vs. LU, 10-24-87
Season:	32 Chris Hegg, TSU, 1985
Career:	70 Kasey Waterman, MWSC, 1998-present
<i>Highest Completion Percentage</i>	
Season (min. 100 comp.):	.656 Trevor Spradley, SBU, 1991 (168-of-256)
Career (min. 200 comp.):	.619 Trevor Spradley, SBU, 1990-92 (441-of-712)
<i>Most Yards Gained Per Attempt</i>	
Season (min. 100 att.):	9.7 Jeff Moreland, PSU, 1991 (117-1131 yards)
Career (min. 200 att.):	8.9 Jeff Moreland, PSU, 1991-1995; (327-2920 yds.)
<i>Most Yards Gained Per Completion</i>	
Season(min. 100 comp.):	18.7 Matt Cook, MSSC, 1991 (141-2637 yards)
Career (min. 200 comp.):	18.4 Bill Foster, CMSU, 1976-79 (271-4975 yds.)
<i>Most Consecutive Pass Completions</i>	
	18 Travis Miles, NWMSU vs Washburn, 10-28-00
<i>Most Consecutive Attempts Without an Interception</i>	
	199 Zack Siegrist, PSU, 10-19-96 to 9-19-98
<i>Most Consecutive Games with a TD Pass</i>	
	24 Matt Cook, MSSC, 1990-93

RECEIVING	
<i>Most Pass Receptions</i>	
Game:	21 Jarett Vito, ESU vs. TSU, 11-4-95
Season:	94 Jarett Vito, ESU, 1995
Career:	226 Jarett Vito, ESU, 1995-98
<i>Most Yards Gained Receiving</i>	
Game:	254 Rod Smith, MSSC vs. SBU, 10-19-91
Season:	1439 Rod Smith, MSSC, 1991
Career:	3234 Lester McCoy, ESU, 1997-2000
<i>Highest Average Per Reception</i>	
Season (min. 40 rec.):	24.0 Rod Smith, MSSC, 1991 (60-1439 yards)
Career (min. 80 rec.):	20.9 Ronnie West, PSU, 1990-91 (85-1779 yards)
<i>Most Touchdowns Receiving</i>	
Game:	4 Eric Holm, TSU vs. LU, 11-8-80; Rod Smith, MSSC vs. TSU, 10-2-93
Season:	16 Lester McCoy, ESU, 1999
Career:	33 Rod Smith, MSSC, 1989-93 & Lester McCoy, ESU, 1997-2000

INTERCEPTIONS	
<i>Most Pass Interceptions</i>	
Game:	5 Gary Evans, TSU vs. UMR, 10-18-75; Bruce Johnson, LU vs. Kentucky State, 10-5-74
Season:	13 Tom Thrower, SEMSU, 1958
Career:	29 Bill Grantham, UMR, 1977-80
<i>Most Touchdowns on Interception Returns</i>	
Game:	1 Several Players
Season:	2 four times, most recently: Zuri Stokes, Washburn, 1996
Career:	3 Fred White, UMR, 1967-70
<i>Most Consecutive Games with an Interception</i>	
	8 Darin Nix, UMR, 11-6-93 to 10-8-94

TOTAL OFFENSE	
<i>Most Offensive Plays</i>	
Game:	76 Chris Hegg, TSU vs. Central (Ohio) St., 11-9-85
Season:	594 Chris Hegg, TSU, 1985
Career:	1392 Scott Loveland, CMSU, 1981-84
<i>Most Yards Total Offense</i>	
Game:	457 Curtis West, ESU vs. NWMSU, 11-7-92
Season:	3782 Chris Hegg, TSU, 1985
Career:	7553 Paul Kaiser, CMSU 1993-95, 1997

ALL-PURPOSE YARDS	
<i>Most All-Purpose Yards</i>	
Game:	469 Brian Shay, ESU vs. WU, 10-30-97
Season:	2819 Brian Shay, ESU, 1998
Career:	9301 Brian Shay, ESU, 1995-98

PUNTING	
<i>Most Punts</i>	
Game:	14 Aaron Hafner, SBU vs. CMSU, 11-9-96; Javon Collins, SBU vs. PSU, 10-11-97
Season:	98 John Tassi, LU, 1981
Career:	243 Chris Shore, UMR, 1991-94
<i>Highest Punting Average</i>	
Season (min. 35 punts):	46.0 Brian Moorman, PSU, 1997 (36-1657 yards)
Career (min. 70 punts):	44.0 Brian Moorman, PSU, 1995-98 (157-6903 yds.)

PUNT RETURNS	
<i>Most Punt Returns</i>	
Game:	9 Craig Heath, UMR vs. Missouri Valley, 9-8-79; Colon McNeal, WU vs. Fort Hays (Kan.) State, 9-11-99
Season:	39 Michael Mundt, PSU, 1994
Career:	99 Craig Heath, UMR, 1977-80; Eric Holm, TSU, 1977-80
<i>Highest Average Per Punt Return</i>	
Season (min. 10 ret.):	21.3 Tony Miles, NWMSU 1999 (19-405 yards)
Career (min. 20 ret.):	21.2 Gene Huffman, UMR, 1948-51 (29-804 yds.)
Most Touchdowns on Punt Returns	
Game:	2 Kevin Nickerson, CMSU vs. Quincy (Ill.), 9-9-00
Season:	3 Kevin Nickerson, CMSU, 2000
Career:	7 Kevin Nickerson, CMSU, 1998-present

KICKOFF RETURNS	
<i>Most Kickoff Returns</i>	
Game:	9 Elliot Jackson, UMR vs. PSU, 11-4-95; Joe Wingate, NWMSU vs. UMR, 10-17-70
Season:	42 Bobby Yates, CMSU, 1990
Career:	99 Joe Wingate, NWMSU, 1970-73
<i>Highest Average Per Kickoff Return</i>	
Season (min. 10 ret.):	31.7 Karl Evans, MSSC, 1992 (18-571 yards)
Career (min. 20 ret.):	30.0 Karl Evans, MSSC, 1991-92 (32-959 yards)
<i>Most Touchdowns on Kickoff Returns</i>	
Game:	1 Several Players
Season:	2 Lloyd Weis, TSU, 1967; Gerard Clemons, ESU, 1998; Alfonso Pugh, TSU 2000
Career:	2 five times, most recently: Alfonso Pugh, TSU 1999-present

MISCELLANEOUS	
Longest Field Goal	
	61 Mike Wood, SEMSU vs. LU, 11-15-75
Longest Punt	
	88 Mike Miletich, TSU vs. CMSU, 10-22-88
Longest Pass Completion	
	98 Matt Cook to Rod Smith, MSSC vs. MWSC, 9-28-91
Longest Rushing Play	
	97 Fred Tabron, SMSU vs. NWMSU, 11-14-70
Longest Interception Return	
	100 Bruce Johnson, LU vs. UMR, 11-23-72
Longest Punt Return	
	97 Frank Ricchi, UMR vs. NWMSU, 1949
Longest Kickoff Return	
	100 10 times, most recently: Ryan Johnson, ESU vs. CMSU, 9-18-99; Kerry Byers, MSSC vs. TSU, 10-23-99

SINGLE-GAME RUSHING	
Player	Yds. Att. Avg. TDs
1. Brian Shay, ESU vs. WU, 10-5-96	361 39 9.8 5
2. Albert Bland, MSSC vs. WU, 10-29-94	321 32 10.0 5
3. Dale Mills, TSU vs. UMR, 11-12-60	306 37 8.3 5
Jarrett Anderson, TSU vs. ESU, 11-9-96	306 26 11.8 6
5. Brian Shay, ESU vs. CMSU, 11-16-96	305 47 6.5 3

SINGLE-SEASON RUSHING	
Player, School, Yr.	Yds. Att. Avg. TDs
1. Brian Shay, ESU 1998	2265 293 7.7 29
2. Jarrett Anderson, TSU 1996	2140 321 6.7 27
3. Brian Shay, ESU 1996	2103 342 6.1 18
4. Brian Shay, ESU 1997	1912 269 7.1 29
5. Ronald Moore, PSU 1992	1864 239 7.8 26
6. Chad Guthrie, TSU 1991	1649 302 5.5 17
7. Mike Harris, TSU 1978	1598 329 4.9 8
8. Tony Williams, MWSC 1996	1597 250 6.4 17
9. Elliott Eley, CMSU 1987	1591 312 5.1 13
10. Karl Evans, MSSC 1992	1586 327 4.9 14

CAREER RUSHING	
Player, School, Yrs.	Yds. Att. Avg. TDs
1. Brian Shay, ESU 1995-98	6958 1007 6.9 81
2. Jarrett Anderson, TSU 1993-96	6166 979 6.3 69
3. Dale Mills, TSU 1957-60	4502 751 6.0 61
4. Ronald Moore, PSU 1989-92	4299 619 7.0 52
5. Chad Guthrie, TSU 1989-92	3967 770 5.2 38
6. Steve Powell, TSU 1974-77	3643 639 5.7 31
7. Darren Dawson, PSU 1989-91	3530 496 7.1 44
8. Ed Tillison, NWMSU 1987-91	3456 597 5.8 24
9. Terry Ryan, UMR 1975-78	3432 841 4.1 29
10. Tony Williams, MWSC 1994-97	3396 567 5.9 34

SINGLE-GAME PASSING	
Player	Yds. Att.-C. TDs
1. Pete Jelovic, ESU vs. TSU, 11-4-95	471 58-39 4
2. Curtis West, ESU vs. NWMSU, 11-7-92	454 61-35 4
3. Chris Hegg, TSU vs. Central St., 11-9-85	447 70-31 4
4. Don Cummings, TSU vs. SMSU, 11-7-70	435 43-18 3
5. Jeff Phillips, CMSU vs. UMR, 10-4-86	432 46-27 3

SINGLE-SEASON PASSING	
Player, School, Yr.	Yds. Att.-C. TDs
1. Chris Hegg, TSU 1985	3782 503-284 32
2. Eric Howe, TSU 2000	2945 388-218 25
3. Eric Howe, TSU 1999	2966 410-220 19
4. Chris Greisen, NWMSU 1998	2937 332-200 25
5. Jeff Phillips, CMSU 1987	2854 370-204 19
6. Kasey Waterman, MWSC 2000	2808 353-200 29
7. Travis Miles, NWMSU 2000	2723 248-155 25
8. Matt Cook, MSSC 1991	2637 275-141 25
9. Jason Liley, SEMSU 1990	2580 360-220 14
10. Matt Heidmann, TSU 1986	2506 376-184 12



Former Ichabod quarterback Joe Schartz (1993-96) is the all-time total offense record holder at Washburn and is sixth on the MIAA's career chart. He threw passes to the No. 2 ranked Michael Dritlein (1992-95) on the MIAA career charts.

CAREER PASSING	
Player, School, Yrs.	Yds. Att.-C. TDs
1. Paul Kaiser, CMSU 1993-95, 1997	7233 982-513 58
2. Kasey Waterman, MWSC 1998-pr.	7029 912-497 70
3. Matt Cook, MSSC 1989-93	6715 816-411 63
4. Scott Loveland, CMSU 1981-84	6547 1169-557 32
5. Jeff Frost, TSU 1987-90	6529 1022-484 50
6. Jeff Phillips, CMSU 1986-88	6294 892-496 46
7. Eric Howe, TSU, 1998-pr.	6259 846-459 46
8. Pete Jelovic, ESU, 1995-97	5970 776-462 42
9. Tom Hayes, TSU 1981-83	5939 828-460 34
10. Trevor Spradley, SBU 1990-92	5881 712-441 29

SINGLE-GAME RECEIVING	
Player	Yds. Rec. Avg. TDs
1. Rod Smith, MSSC vs. SBU, 10-19-91	254 8 31.8 3
2. Mike Berentes, TSU vs. SMSU, 11-7-70	248 10 24.8 2
3. Terren Adams, MWSC vs. WU, 11-16-91	238 11 21.6 3
4. Eddie Coates, CMSU vs. E. Ill., 10-4-69	228 10 22.8 1
Tom Newlin, SBU vs. UMR, 10-8-88	228 11 20.7 1

SINGLE-SEASON RECEIVING	
Player, School, Yr.	Yds. Rec. Avg. TDs
1. Rod Smith, MSSC 1991	1439 60 24.0 15
2. Lester McCoy, ESU 1999	1277 84 15.2 16
3. Terren Adams, MWSC 1991	1232 61 20.2 12
4. Russell Evans, TSU 1986	1167 82 14.2 6
5. Marc Nardella, WU 1998	1136 64 17.8 6
6. Steve Hansley, NWMSU 1984	1123 57 19.7 11
7. Farron Haley, SEMSU 1989	1116 72 15.5 7
8. Michael Dritlein, WU 1995	1112 48 23.2 8
Terren Adams, MWSC 1992	1112 62 17.9 14
10. Alvin Johnson, CMSU 1987	1080 54 20.0 8

CAREER RECEIVING	
Player, School, Yrs.	Yds. Rec. Avg. TDs
1. Lester McCoy, ESU 1997-2000	3234 193 16.8 33
2. Michael Dritlein, WU 1992-95	3103 170 18.3 18
3. Tony Miles, NWMSU, 1997-2000	3079 169 18.2 30
4. Steve Hansley, NWMSU 1983-85	2898 186 15.6 25
5. Rod Smith, MSSC 1989-93	2882 146 19.7 33
6. Rich Otte, TSU 1980-83	2821 202 14.0 16
7. Jarett Vito, ESU 1995-98	2608 226 11.5 25
8. Chet Pobolish, ESU 1995-98	2595 193 13.4 18
9. Dan Anderson, NWMSU 1982-85	2494 186 13.4 16
10. Russell Evans, TSU 1983-86	2387 154 15.5 12

SINGLE-GAME TOTAL OFFENSE	
Player	Pass Rush Total
1. Curtis West, ESU vs. NWMSU, 11-7-92	454 3 457
2. Joseph Johnson, NWMSU vs. ESU, 11-7-92	169 286 455
3. Pete Jelovic, ESU vs. TSU, 11-4-95	471 -17 454
4. Chris Hegg, TSU vs. Central St., 11-9-85	447 -4 443
5. Chris Hegg, TSU vs. N. Iowa, 11-23-85	429 -8 421

SINGLE-SEASON TOTAL OFFENSE	
Player, School, Yr.	Pass Rush Total
1. Chris Hegg, TSU 1985	3741 41 3782
2. Chris Greisen, NWMSU 1998	2937 20 2957

3. Eric Howe, TSU 1999	2966 -29 2937
4. Eric Howe, TSU 2000	2945 -53 2892
5. Kasey Waterman, MWSC 2000	2808 -25 2783
6. Matt Cook, MSSC 1991	2637 131 2768
7. Travis Miles, NWMSU 2000	2723 3 2726
8. Jeff Phillips, CMSU 1987	2854 -145 2709
9. Tyler Schuerman, WU 2000	1936 708 2644
10. Greg Teale, NWMSU 1995	2434 178 2612


CAREER TOTAL OFFENSE	
Player, School, Yr.	Pass Rush Total
1. Paul Kaiser, CMSU 1993-95, 97	7233 320 7553
2. Kasey Waterman, MWSC 1998-pr.	7029 53 7082
3. Brian Shay, ESU, 1995-98	0 6958 6958
4. Matt Cook, MSSC 1989-93	6715 156 6871
5. Brad Cornelsen, MSSC, 1995-98	4398 2273 6671
6. Joe Schartz, WU 1993-96	5527 1095 6622
7. Jeff Frost, TSU 1987-90	6529 -25 6504
8. Scott Loveland, CMSU 1981-84	6547 -331 6216
9. Eric Howe, TSU 1998-present	6259 -74 6185
10. Jarrett Anderson, TSU 1993-96	0 6166 6166

SINGLE-GAME SCORING	
Player	Points
1. Brian Shay, ESU vs. UMR, 11-8-97	46
2. Louis Stark, SMSU vs. SBU, 9-24-27	37
3. Jarrett Anderson, TSU vs. ESU, 11-9-96	36
4. Dale Mills. TSU vs. UMR, 11-12-60	34
5. Brian Shay, ESU vs. WU, 10-5-96	32
6. Nine players tied at	30
Most recently by Brian Shay, ESU vs. SBU, 9-29-98	

SINGLE-SEASON SCORING	
Player, School, Yr. Points	
1. Brian Shay, ESU, 1997	198
2. Brian Shay, ESU, 1998	176
3. Jarrett Anderson, TSU 1996	168
4. Ronald Moore, PSU 1992	166
5. Chad Guthrie, TSU 1992	134
Brian Shay, ESU 1996	134
7. Dale Mills, TSU 1959	124
8. Dale Mills, TSU 1958	122
9. David Jansen, NWMSU 1999	120
10. Dale Mills, TSU 1960	118

CAREER SCORING	
Player, School, Yrs.	Points
1. Brian Shay, ESU, 1995-98	544
2. Jarrett Anderson, TSU 1993-96	440
3. Dale Mills, TSU 1957-60	407
4. Ronald Moore, PSU 1989-92	332
5. David Purnell, NWMSU 1996-99	326
6. Chad Guthrie, TSU 1989-92	272
7. Josh Barcus, PSU, 1995-98	271
8. Darren Dawson, PSU 1989-91	264
9. Sharron Washington, TSU 1963-66	254
Mike Wood, SEMSU 1974-77	254
Shane Meyer, CMSU 1995-98	254





*Former Washburn
quarterback Joe
Schartz (1993-96)
is the Ichabods'
all-time leading
passer with 5,527
yards and all-time
total offensive
leader with 6,622
yards.*

Rushing Leaders

Rushing Attempts
Career • 665, Dino DeLisa, 1983-85
Season • 262, Dino DeLisa, 1983
Game • 42, Dino DeLisa vs. Emporia State, 1985 (166 yds.)

Rushing Yards
Career • 2,794, Dino DeLisa, 1983-85
Season • 1,185, Dino DeLisa, 1983
By a sr. • 947, Les Williams, 1988
By a jr. • 979, Art Fletcher, 1948
By a so. • 1,185, Dino DeLisa, 1983
By a fr. • 708, Tyler Schuerman, 2000
Game • 241, Kevin McCormick vs. Missouri Valley, 1971

Rushing Average
Career • 5.6, Willie Sapp, 1995-97 & Bill Baker, 1951-53
Season • 7.1, Allen Moore, 1991

Rushing Touchdowns
Career • 29, Dino DeLisa, 1983-85
Season • 16, Tyler Schuerman, 2000
By a sr. • 13, Kevin McCormick, 1971
By a jr. • 8, Dino DeLisa, 1984
By a so. • 14, Dino DeLisa, 1983
By a fr. • 16, Tyler Schuerman, 2000
Game • 5, Art Fletcher vs. Benedictine, 1948

Most Rushing Touchdowns in a Season

Tyler Schuerman, 2000	16
Dino DeLisa, 1983	14
Kevin McCormick, 1971	13
Nick Cummings, 1994	10
Dino DeLisa, 1984	8
Gary Yager, 1975	8
Willie Sapp, 1997	8
Brandon Rainer, 1998	8

Most Rushing Touchdowns in a Game

Art Fletcher, 1948, vs Benedictine	5
------------------------------------	---

Career Leaders	Yards	Att.	Avg	TD
Dino DeLisa, 1983-85	2,794	665	4.2	29
1983	1,185	262	4.5	14
1984	721	188	3.8	8
1985	888	215	4.1	7
Les Williams, 1986-90	2,030	485	4.2	16
Leroy Harmon, 1945-49	1,927			
Willie Sapp, 1995-97	1,816	322	5.6	14
Art Fletcher, 1946-49	1,698			
Bill Baker, 1951-53	1,670	299	5.6	
Brandon Rainer, 1998-2000	1,661	388	4.3	20
Kevin McCormick, 1969-71	1,581	472	3.4	20
Brent Cripps, 1974-77	1,506	414	3.6	18
Nick Cummings, 1992-94	1,448	335	4.3	14
Mickey Romano, 1964-66	1,284	318	4.0	4

Season Leaders	Yards	Att.	Avg	TD
Dino DeLisa, 1983	1,185	262	4.5	14
Art Fletcher, 1948	979	180	5.4	
Les Williams, 1988	947	206	4.6	5
Phil Brooks, 1989	936	188	5.0	6
Dino DeLisa, 1985	888	215	4.1	7
Kevin McCormick, 1971	862	172	5.0	13
Willie Sapp, 1997	819	146	5.6	8
Greg Lane, 1990	758	178	4.3	3
Gary Yager, 1974	748	184	4.1	8
Dino DeLisa, 1984	721	188	3.8	8

Longest Run from Scrimmage
Melvin Myricks, 196594 yards

Yearly Rushing Leaders

Year	Name	Yards	Att.	Avg.	TD
2000	Tyler Schuerman	708	189	3.7	16
1999	Brandon Rainer	619	137	4.5	6
1998	Lydell Flowers	526	93	5.7	0
1997	Willie Sapp	819	146	5.6	8
1996	Keith Coleman	475	104	4.6	4
1995	Willie Sapp	559	90	5.9	3
1994	Nick Cummings	643	135	4.8	10
1993	Nick Cummings	400	112	3.6	1
1992	Nick Cummings	405	88	4.6	3
1991	Allen Moore	618	87	7.1	2
1990	Greg Lane	758	178	4.3	3
1989	Phillip Brooks	936	188	5.0	6
1988	Les Williams	947	206	4.6	5
1987	Johnny Perkins	510	123	4.1	7
1986	Les Williams	418	107	3.9	7
1985	Dino DeLisa	888	215	4.1	7
1984	Dino DeLisa	721	188	3.8	8
1983	Dino DeLisa	1,185	262	4.5	14
1982	Ron Davis	343	108	3.2	4
1981	Ron Davis	347	94	3.7	4
1980	Alan Greig	144	41	3.5	0
1979	Mark Samich	338	93	3.6	0
1978	Jim Rodden	486	143	3.4	4
1977	Clarence Taylor	583	109	5.3	5
1976	Brent Cripps	572	158	3.6	7
1975	Gary Yager	748	184	4.1	8
1974	Gary Yager	439	119	3.7	3
1973	Cory Heiniger	378	99	3.8	2
1972	Jeff Roether	513	91	5.6	4
1971	Kevin McCormick	862	172	5.0	13
1970	Kevin McCormick	690	212	3.3	7
1969	Steve Alston	437	160	2.7	6
1968	Charlie King	291	78	3.7	3
1967	Steve Alston	288	93	3.1	1
1966	Mickey Romano	594	141	4.2	3
1965	Melvin Myricks	466	114	4.1	3
1964	Mickey Romano	485	86	5.6	
1963	Bobby Jones	393	82	4.7	2
1962	Frank Pickens	356	75	4.7	3
1961	Gacek	369	72	5.1	0



Dino DeLisa
(1983-85)



Willie Sapp
(1995-97)



Former Washburn half-back Willie Sapp (1995-97) is fourth on the all-time rushing chart with 1,816 yards. He is also 11th on the all-time total offense chart with 1,816 yards. He shares the record for career rushing average with 5.6 per carry with Bill Baker.






Joe Schartz
(1993-96)



Mike Grogan
(1974-77)



Mike Atkins
(1977-80)

Passing Leaders

Passing Attempts
Career • 866, Mike Atkins, 1977-80
Season • 345, Mike Atkins, 1980
Game • 63, Mike Atkins vs. Wayne State, 1980

Passing Completions
Career • 442, Mike Atkins, 1977-80
Season • 183, Mike Atkins, 1980
Game • 34, Mike Atkins vs. Wayne State, 1980

Passing Yardage
Career • 5,527, Joe Schartz, 1993-96
Season • 2,338, Barry Griffiths, 1988
By a sr. • 2,388, Barry Griffiths, 1988
By a jr. • 1,678, Mike Atkins, 1979
By a so. • 1,374, Mike Atkins, 1978
By a fr. • 1,936, Tyler Schuerman, 2000
Game • 418, Mike Atkins vs. Missouri Western, 1979

Pass Completion Percentage
Career (min 500 att.) • .510, Mike Atkins, 1977-80
Season • .602, Mark Elliott, 1983
Game • 900, Jerry Raushelbach vs. Mo. Valley, 1980 (9-of-10)

Passing Touchdowns
Career • 32, Mike Grogan, 1974-77
Season • 23, Barry Griffiths, 1988
Game • 6, Barry Griffiths vs. Emporia State, 1988

Pass Interceptions Thrown
Career • 62, Mike Atkins, 1977-80
Season • 20, Mike McCartney, 1985; Mike Atkins, 1980

Passing Yardage Per Completion
Career • 18.0, Joe Schartz, 1993-96
Season • 18.6, Joe Schartz, 1995

Most Touchdown Passes in a Career

Mike Grogan, 1974-77	32
Joe Schartz, 1993-96	31
Mike Atkins, 1977-80	31
Barry Griffiths, 1987-88	23
Barry Galbraith, 1995-99	19
Kyle Kingston, 1986-87	15

Most Touchdown Passes in a Season

Barry Griffiths, 1988	23
Barry Galbraith, 1999	16
Mike Atkins, 1980	13
Kyle Kingston, 1987	12
Mike Atkins, 1980	11
Joe Schartz, 1993	10
Tyler Schuerman, 2000	10

Most Touchdown Passes in a Game
Barry Griffiths, 1988, vs ESU. 6

Longest Pass from Scrimmage
Barry Griffiths to Troy Slusser, 1988 vs ESU. 95 yards



Former Washburn quarterback Mike Grogan (1974-77) is the Ichabods' all-time passing touchdown leader with 32. He is third on the all-time chart in passing yards with 3,761.

Career Leaders

Joe Schartz, 1993-96	5,527	307	728	.422	31	54	
1993	1,430	109	233	.468	7	14	
1994	1,359	74	181	.409	4	16	
1995	1,452	78	149	.524	10	15	
1996	1,286	81	165	.491	10	9	
Mike Atkins, 1977-80	5,437	442	866	.510	31	62	
Mike Grogan, 1974-77	3,761	292	596	.490	32	40	
Aaron Battle, 1994-98	3,479	244	481	.507	14	15	
Barry Galbraith,1995-99	2,684	181	319	.567	19	9	
Mark Elliott, 1980-83	2,604	182	418	.435	13	26	
Barry Griffiths, 1987-88	2,395	139	296	.470	23	13	
Kyle Kingston, 1986-87	2,381	146	304	.480	15	21	
Jeremy Smith, 1992-93	2,036	160	305	.525	10	15	
Leroy Harmon, 1945-49	1,997						
Larry Elliott, 1956-58	1,934	131	297	.441			

Season Leaders

Barry Griffiths, 1988	2,338	135	275	.479	23	11	
Barry Galbraith, 1999	2,269	151	262	.576	16	7	
Aaron Battle, 1998	2,131	266	149	.560	10	7	
Mike Atkins, 1980	2,106	183	345	.530	13	20	
Tyler Schuerman, 2000	1,936	134	245	.547	10	13	
Mike Atkins, 1979	1,678	130	248	.524	11	15	
Kyle Kingston, 1987	1,629	97	191	.507	12	15	
Joe Schartz, 1995	1,452	78	149	.524	10	15	
Joe Schartz, 1993	1,430	109	233	.468	7	14	
Mark Elliott, 1981	1,388	90	246	.366	7	18	
Mike Atkins, 1978	1,374	112	237	.473	5	17	
Mike McCartney, 1985	1,369	119	245	.486	9	20	
Joe Schartz, 1994	1,359	74	181	.409	4	16	

Yearly Passing Leaders

Year	Name	Yards	Cmp.	Att.	Pct.	TD	Int.
2000	Tyler Schuerman	1,936	134	245	.547	10	13
1999	Barry Galbraith	2,269	151	262	.576	16	7
1998	Aaron Battle	2,131	149	266	.560	10	7
1997	Aaron Battle	1,175	83	179	.464	3	6
1996	Joe Schartz	1,286	81	165	.491	10	9
1995	Joe Schartz	1,452	78	149	.524	10	15
1994	Joe Schartz	1,359	74	181	.409	4	16
1993	Joe Schartz	1,430	109	233	.468	7	14
1992	Jeremy Smith	917	72	135	.533	6	8
1991	Dan Holloway	657	56	122	.459	2	6
1990	Dave Weimers	399	26	91	.286	1	9
1989	Mark Johnson	924	81	197	.411	4	9
1988	Barry Griffiths	2,338	135	275	.479	23	11
1987	Kyle Kingston	1,629	97	191	.507	12	15
1986	Jim Bernard	988	75	155	.484	5	7
1985	Mike McCartney	1,369	119	245	.486	9	20
1984	Tim Beasley	282	28	82	.341	2	6
1983	Mark Elliot	1,074	80	133	.602	5	5
1982	Jeff Leiker	959	77	186	.414	6	12
1981	Mark Elliot	1,388	90	246	.370	7	18
1980	Mike Atkins	2,106	183	345	.530	13	20
1979	Mike Atkins	1,678	130	248	.520	11	15
1978	Mike Atkins	1,374	112	237	.470	5	17
1977	Mike Grogan	1,202	74	163	.454	9	10
1976	Mike Grogan	721	60	118	.508	4	10
1975	Mike Grogan	1,098	91	177	.514	10	12
1974	Mike Grogan	740	67	138	.486	9	8
1973	Paul Garrett	352	26	71	.366	1	5
1972	Ed Clark	431	36	101	.356	1	13
1971	Ed Clark	232	16	31	.516	1	0
1970	Jon Bakalar	698	32	81	.395	1	3
1969	Dale Bennett	904	64	171	.374	6	14
1968	Dean Ferrell	793	76	169	.450		
1967	Dean Ferrell	732	72	163	.442		
1966	J.D. Cleavinger	330	28	76	.368		
1965	Tom Huber	147	17	53	.321		
1964	Tom Huber	253	12	35	.343		
1963	Bill Harper	718	45	108	.417		
1962	Curt Miller	462	38	80	.475		
1961	Hallacy	403	31	81	.383		

Receiving Leaders

Pass Receptions
Career • 170, Michael Dritlein, 1992-95
Season • 84, Ron Hamilton, 1980
By a sr. • 84, Ron Hamilton, 1980
By a jr. • 64, Marc Nardella, 1998
By a so. • 51, Michael Dritlein, 1993
By a fr. • 32, Michael Dritlein, 1992
Game • 13, Ron Hamilton vs. Wayne State, 1980

Receiving Yards
Career • 3,103, Michael Dritlein, 1992-95
Season • 1,394, Troy Slusser, 1988
By a sr. • 1,394, Troy Slusser, 1988
By a jr. • 1,136, Marc Nardella, 1998
By a so. • 742, Michael Dritlein, 1993
By a fr. • 433, Michael Dritlein, 1992
Game • 252, Troy Slusser vs. Emporia State, 1988

Receiving Touchdowns
Career • 35, Troy Slusser, 1985-88
Season • 20, Troy Slusser, 1988
By a sr. • 20, Troy Slusser, 1988
By a jr. • 8, Troy Slusser, 1987
By a so. • 4, Michael Dritlein, 1993
By a fr. • 3, Michael Dritlein, 1993

Average Per Reception
Career • 25.0, Alan Dressman, 1969-71
Season • 29.1, Alan Dressman, 1970

Career Leaders (by receptions)

	No	Yards	TD	Avg
Michael Dritlein, 1992-95	170	3,103	18	18.3
1992	32	433	3	13.5
1993	51	742	4	14.6
1994	39	816	3	20.9
1995	48	1,112	8	23.2
Ron Hamilton, 1979-80	134	1,919	11	14.3
Marc Nardella, 1996-99	119	2,080	15	17.4
Troy Slusser, 1985-88	107	2,428	35	22.7
Mike Keeley, 1976-78	98	1,592	9	16.2
Colon McNeal, 1998-present	70	1,076	5	15.3
Rick Benke, 1974-75	69	873	10	12.7

Season Leaders

	No	Yards	TD	Avg.
Ron Hamilton, 1980	84	1,128	5	13.4
Troy Slusser, 1988	68	1,512	20	22.2
Marc Nardella, 1998	64	1,136	6	17.8
Michael Dritlein, 1993	51	742	4	14.6
Colon McNeal, 2000	51	829	4	16.3
Ron Hamilton, 1979	50	791	6	15.8

Career Leaders (by yardage)

	Yards	No	TD	Avg.
Michael Dritlein, 1992-95	3,103	170	18	18.3
1992	433	32	3	13.5
1993	742	51	4	14.6
1994	816	39	3	20.9
1995	1,112	48	8	23.2
Troy Slusser, 1985-88	2,428	107	35	22.7
Marc Nardella, 1996-99	2,080	119	15	17.4
Ron Hamilton, 1979-80	1,919	134	11	14.3
Mike Keeley, 1976-78	1,592	98	9	16.2
Al Dressman, 1969-71	1,228	49	8	25.1

Season Leaders

	Yards	No	TD	Avg.
Troy Slusser, 1988	1,512	68	20	20.2
Marc Nardella, 1998	1,136	64	6	17.8
Ron Hamilton, 1980	1,128	84	5	13.4
Michael Dritlein, 1995	1,112	48	8	23.2
Marc Nardella, 1999	933	54	9	17.3
Colon McNeal, 2000	829	51	4	16.3
Michael Dritlein, 1994	816	39	3	20.9

Yearly Receiving Leaders

Year	Name	No.	Yds.	Avg.	TD
2000	Colon McNeal	51	829	16.3	4
1999	Marc Nardella	54	933	17.3	9
1998	Marc Nardella	64	1,136	17.8	6
1997	Andy Rucker	39	643	16.5	3
1996	Andy Rucker	22	476	21.6	3
1995	Michael Dritlein	48	1,112	23.2	8
1994	Michael Dritlein	39	816	20.9	3
1993	Michael Dritlein	51	742	14.6	4
1992	Michael Dritlein	32	433	13.5	3
1991	Tracey Hoffman	20	271	13.6	2
1990	Todd Scharnhorst	16	259	16.2	0
1989	Dashiell Wandix	20	239	12.0	0
1988	Troy Slusser	65	1,394	21.4	20
1987	Troy Slusser	28	724	25.9	8
1986	Aaron Walker	12	331	27.6	2
1985	Steve Tacca	34	401	11.8	1
1984	Steve Tacca	15	183	12.2	3
1983	Steve Hardesty	39	606	15.5	1
1982	Mark Elliot	12	274	22.8	2
1981	Steve Pokrywka	25	492	19.7	2
1980	Ron Hamilton	84	1,128	13.4	5
1979	Ron Hamilton	50	791	15.8	6
1978	Mike Keeley	36	591	16.4	3
1977	Mike Keeley	30	538	17.9	4
1976	Mike Keeley	32	463	14.5	2
1975	Rick Benke	42	523	12.5	7
1974	Rick Benke	27	350	12.9	3
1973	John Hodnefield	14	310	22.1	2
1972	Jeff Roether	16	226	14.1	1
1971	Al Dressman	19	351	18.5	3
1970	Al Dressman	19	553	29.1	2
1969	Al Dressman	11	324	29.5	3
1968	Irv McCoy	35	305	8.7	0
1967	Jeff Hill	34	368	10.8	1
1966	Dan Dreiling	5	106	21.2	2
1965	Charlie White	10	122	12.2	0
1964	Pete Roscetti	10	289	28.9	
1963	Pete Roscetti	15	282	18.8	3
1962	John Pusateri	10	177	17.7	7
1961	Gacek	10	157	15.7	0



Michael Dritlein
(1992-95)



Troy Slusser
(1985-88)



Ron Hamilton
(1979-80)

Former Washburn receiver Michael Dritlein (1992-95) is the Ichabods' career leader in pass receptions and receiving yards. His 3,103 career receiving yards ranks second in MIAA history. He is the only Ichabod to lead the team in receiving all four years of a career. Dritlein was the 'Bods last all-America selection making the second team in 1995.





Joe Schartz
(1995-97)



Mike Atkins
(1977-80)



Barry Galbraith
(1995-99)



Dean Ferrell
(1967-68)

Joe Schartz is the Ichabods' all-time in total offense with 6,622 yards. He is sixth on the MIAA's all-time total offense career chart as well.

Total Offense

Total Offense Plays

Career • 1,223, Joe Schartz, 1993-96
Season • 469, Barry Galbraith, 1999

Total Offense Yardage

Career • 6,622, Joe Schartz, 1993-96 (5,527 passing, 1,095 rushing)
Season • 2,644, Tyler Schuerman, 2000 (1,936 passing, 708 rushing)
By a sr. • 2,540, Barry Galbraith, 1999
By a jr. • 1,891, Joe Schartz, 1995
By a so. • 1,649, Joe Schartz, 1994
By a fr. • 2,644, Tyler Schuerman, 2000
Game • 445, Mike Atkins vs. Missouri Western, 1979 (418 passing, 27 rushing)

Total Offense Touchdowns

Career • 54, Joe Schartz, 1993-96
Season • 26, Tyler Schuerman, 2000
Game • 6, Barry Griffiths vs. Emporia State, 1988

*Records incomplete. Indicates passing touchdowns only.

Career Leaders	Yards	Rush	Pass
Joe Schartz, 1993-96	6,622	1,095	5,527
1993	1,417	-13	1,430
1994	1,649	290	1,359
1995	1,891	439	1,452
1996	1,665	379	1,286
Mike Atkins, 1977-80	5,063	-284	5,437
Aaron Battle, 1994-98	4,173	694	3,479
LeRoy Harmon, 1945-49	3,924	1,927	1,997
Mike Grogan, 1974-77	3,861	100	3,761
Barry Galbraith, 1995-99	3,040	356	2,684
Dino DeLisa, 1983-85	2,794	2,794	0
Kyle Kingston, 1986-87	2,671	290	2,381
Tyler Schuerman, 2000-pr	2,644	708	1,936
Barry Griffiths, 1987-88	2,395	-43	2,395
Les Williams, 1986-90	2,030	2,030	0
Willie Sapp, 1995-97	1,816	1,816	0
Dean Ferrell, 1967-68	1,813	288	1,525
Jeff Leiker, 1982-83	1,456	149	1,283



Season Leaders

	Yards	Rush	Pass
Tyler Schuerman, 2000	2,644	708	1,936
Barry Galbraith, 1999	2,540	271	2,269
Barry Griffiths, 1988	2,296	-42	2,338
Aaron Battle, 1998	2,258	127	2,131
Mike Atkins, 1980	1,905	-201	2,106
Joe Schartz, 1995	1,891	439	1,452
Kyle Kingston, 1987	1,794	165	1,629
Aaron Battle, 1997	1,677	502	1,175
Joe Schartz, 1996	1,665	379	1,286
Joe Schartz, 1994	1,649	290	1,359
Mike Atkins, 1979	1,597	-201	2,106
Joe Schartz, 1993	1,417	-13	1,430

Yearly Offensive Leaders

Year	Name	Yards	Plays	TD
2000	Tyler Schuerman	2,644	434	26
1999	Barry Galbraith	2,540	469	19
1998	Aaron Battle	2,258	413	17
1997	Aaron Battle	1,677	344	10
1996	Joe Schartz	1,665	304	16
1995	Joe Schartz	1,891	305	17
1994	Joe Schartz	1,649	329	10
1993	Joe Schartz	1,417	285	11
1992	Jeremy Smith	853	157	8
1991	Dan Holloway	744	185	3
1990	Greg Lane	758	178	3
1989	Mark Johnson	976	265	7
1988	Barry Griffiths	2,296	329	24
1987	Kyle Kingston	1,794	256	13
1986	Jim Bernard	1,374	251	7
1985	Mike McCartney	1,325	243	9
1984	Dino DeLisa	721	188	8
1983	Dino DeLisa	1,185	262	14
1982	Jeff Leiker	1,042	263	6
1981	Mark Elliot	1,299	353	8
1980	Mike Atkins	1,905	408	14
1979	Mike Atkins	1,597	310	11
1978	Mike Atkins	1,312	277	5
1977	Mike Grogan	1,192	246	13
1976	Mike Grogan	725	190	8
1975	Mike Grogan	1,122	240	15
1974	Mike Grogan	822	220	9
1973	Paul Garrett	328	133	2
1972	Ed Clark	682	218	3
1971	Kevin McCormick	862	172	13
1970	Jon Bakalar	779	152	3
1969	Dale Bennett	796	262	6
1968	Dean Ferrell	909	247	•
1967	Dean Ferrell	904	281	•
1966	J.D. Cleavinger	466	163	•
1965	Melvin Myricks	466	114	3
1964	Jerry Hardy	489	61	•
1963	Bill Harper	1,051	224	•
1962	Curt Miller	803	185	•
1961	Hallacy	417	111	•

Return Leaders

Kickoffs Returned

Career • 50, Andy Rucker, 1995-97
Season • 30, Joe Clark, 1990

Kickoff Return Yardage

Career • 1,184, Clarence Taylor, 1975-77
Season • 648, Joe Clark, 1990

Kickoff Return Average

Career • 24.8, Clarence Taylor, 1975-77
Season • 43.8, Gene McBride, 1970 (8 returns)
28.8, Clarence Taylor, 1976 (18 returns)

Kickoffs Returned for Touchdowns

Career • 1, Ed Vacek, 1985; Corey Crain, 1999
Season • 1, Ed Vacek vs CMSU, 1985; Corey Crain, vs MSSC, 1999

Longest Kickoff Return for a Touchdown

98 yards by Ed Vacek vs CMSU, 1985
97 yards by Corey Crain vs MSSC, 1999

Career Leaders (min. 8)	Avg	Ret	Yards	TD
Corey Crain, 1999-pr	25.5	20	511	1
Clarence Taylor, 1974-77	24.8	47	1,184	0
Patick Hayes, 1999-pr	23.2	27	627	0
Ron Beal, 1978-79	23.1	18	432	0
Cody Snyder, 1997-pr	22.4	10	224	0
Troy Slusser, 1985-88	21.8	49	1,101	0
Joe Clark, 1990	21.6	30	648	0

Season Leaders (min. 8)	Avg.	Ret	Yards	TD
Gene McBride, 1970	43.8	8	350	0
Corey Crain, 1999	32.5	10	325	1
Clarence Taylor, 1976	28.8	18	519	0
Clarence Taylor, 1977	27.6	15	414	0
Ron Beal, 1979	27.4	11	301	0
Patrick Hayes, 2000	24.8	22	545	0
Dwayne Haley, 1988	24.6	13	304	0
Troy Slusser, 1987	24.4	17	414	0
Troy Slusser, 1985	23.3	13	303	0
Dashiell Wandix, 1987	23.2	13	302	0
Andy Rucker, 1997	22.7	19	431	0
Cody Snyder, 1998	22.4	10	224	0

Punts Returned

Career • 121, Troy Slusser, 1985-88
Season • 45, Troy Slusser, 1987

Punt Return Yards

Career • 1,152, Troy Slusser, 1985-88
Season • 416, Troy Slusser, 1987

Punt Return Average

Career • 12.9, Mayo Schmidt, 1978
Season • 15.3, Colon McNeal, 1998

Punts Returned for a Touchdown

Career • 1, Troy Slusser, 1985-88; Andy Rucker, 1995-97 and Clarence Taylor, 1974-77
Season • 1, Troy Slusser, 1986; Andy Rucker, 1995 and Clarence Taylor, 1975

Longest Punt Return for a Touchdown

90 yards by Clarence Taylor vs. Emporia State, 1975

Career Leaders	Avg.	Ret.	Yards	TD
Mayo Schmidt, 1978	12.9	14	181	0
Colon McNeal, 1998-pr.	10.9	47	510	0
Clarence Taylor, 1974-77	10.9	75	820	1
Ron Beal, 1978-79	10.4	29	302	0
Ron Hamilton, 1979-80	9.6	13	125	0

Season Leaders (min.7)	Avg.	Ret.	Yards	TD
Colon McNeal, 1998	15.3	13	199	0
Clarence Taylor, 1975	13.9	15	209	1
Mayo Schmidt, 1978	12.9	14	181	0
Ron Beal, 1978	12.3	15	185	0
Clarence Taylor, 1977	11.7	28	327	0
Troy Slusser, 1988	10.8	38	414	0
Anthony Bryan, 1985	10.7	7	75	0
Patrick Hayes, 2000	10.3	23	237	0
Ron Hamilton, 1980	9.6	13	125	0
Troy Slusser, 1987	9.2	45	416	0
Al Dressman, 1970	9.1	7	64	0
Colon McNeal, 1999	9.1	34	311	0



Clarence Taylor
(1975-77)



Andy Rucker
(1995-97)

Andy Rucker (1995-97) holds the Washburn record for career kickoff returns with 50. He also holds the record for returns in a season with 19. Rucker is also the last Ichabod to return a punt for a touch-down, 50 yards against Central Missouri in 1995.





Brent Cripps
(1974-77)



Randy Davey
(1982-83)

Punting Leaders

Punts Attempted	
Career • 239, Tim Beasley, 1984-87	
Season • 78, Jeff Hill, 1969	
By a sr. • 78, Jeff Hill, 1969	
By a jr. • 62, Alan Kaniper, 1990	
By a so. • 70, Tim Beasley, 1985	
By a fr. • 77, Randy Davey, 1982	
Game • 11, Brian Fuemmeler vs. MSSC, 1995	

Punting Yardage	
Career • 9,983, Tim Beasley, 1984-87	
Season • 3,044, Jeff Hill, 1969	
By a sr. • 3,044, Jeff Hill, 1969	
By a jr. • 2,488, Alan Kaniper, 1990	
By a so. • 2,608, Tim Beasley, 1985	
By a fr. • 2,982, Randy Davey, 1982	

Punting Average	
Career • 40.9, Kevin Cummings, 1979-80	
Season • 42.0, Brent Cripps, 1977	
By a sr. • 42.0, Brent Cripps, 1977	
By a jr. • 40.1, Alan Kaniper, 1990	
By a so. • 39.3, Brent Cripps, 1975	
By a fr. • 39.8, Brent Cripps, 1974	
Game • 49.8 (6 punts), Brent Cripps vs. MWSC 1974	

Longest Punt in a Game	
Randy Davey, vs MWSC, 198287 yards	

Career Leaders	Avg.	Punts	Yards
Kevin Cummings, 1979-80	40.9	72	2,879
Brent Cripps, 1974-77	40.0	196	7,844
Alan Kaniper, 1988-91	38.4	231	8,933
Jon Bakalar, 1970-71	37.8	123	4,645
Jeff Hill, 1966-69	37.6	191	7,229
Tim Beasley, 1984-87	37.7	239	8,983
Pete Roscetti, 1963	37.3	32	1,811
Eric Roth, 1999	37.3	59	2,198
Dave Bowan, 1972	36.7	50	1,835
Brian Fuemmeler, 1994-97	36.4	206	7,504
Randy Davey, 1982-83	35.9	125	4,565
Mike Perry, 1978-79	35.9	102	3,808



Washburn's
Brian
Fuemmeler
(1994-97) led
the Ichabods in
punting four
straight sea-
sons. His 11
punts against
Missouri
Southern in
1995 is a team
record.

Season Leaders	Avg.	Punts	Yards
Brent Cripps, 1977	42.0	46	1,934
Alan Kaniper, 1990	40.1	62	2,488
Brian Fuemmeler, 1997	39.9	58	2,312
Kevin Cummings, 1980	39.8	66	2,627
Brent Cripps, 1974	39.8	56	2,231
Alan Kaniper, 1991	39.3	65	2,555
Brent Cripps, 1975	39.3	40	1,573
Jon Bakalar, 1971	39.0	62	2,417
Brent Cripps, 1976	39.0	54	2,106
Tim Beasley, 1986	38.8	48	1,862
Randy Davey, 1982	38.7	77	2,982

Yearly Punting leaders

Year	Name	No	Yards	Avg	Blkd
2000	Eric Roth	48	1,644	34.3	0
1999	Eric Roth	59	2,198	37.3	2
1998	Chad Todd	45	1,603	35.6	0
1997	Brian Fuemmeler	58	2,312	39.9	0
1996	Brian Fuemmeler	49	1,786	36.4	0
1995	Brian Fuemmeler	50	1,757	35.1	0
1994	Brian Fuemmeler	49	1,629	33.3	0
1993	Wendell Snodgrass	29	943	32.5	0
1992	Aaron Sigg	55	1,837	33.4	0
1991	Alan Kaniper	65	2,555	39.3	0
1990	Alan Kaniper	62	2,488	40.1	0
1989	Alan Kaniper	59	2,281	38.6	0
1988	Alan Kaniper	45	1,609	35.7	0
1987	Tim Beasley	54	2,084	38.6	0
1986	Tim Beasley	48	1,862	38.8	0
1985	Tim Beasley	70	2,608	37.2	0
1984	Tim Beasley	67	2,429	36.2	0
1983	Randy Davey	48	1,583	33.0	0
1982	Randy Davey	77	2,982	38.7	0
1981	Aron Fass	65	2,299	35.4	0
1980	Kevin Cummings	66	2,627	39.8	0
1979	Mike Perry	46	1,748	38.0	0
1978	Mike Perry	56	2,060	36.8	0
1977	Brent Cripps	46	1,934	42.0	0
1976	Brent Cripps	54	2,106	39.0	0
1975	Brent Cripps	40	1,573	39.3	0
1974	Brent Cripps	56	2,231	39.8	0
1973	Steve Coover	43	1,517	35.3	0
1972	Dave Bowen	50	1,835	36.7	0
1971	Jon Bakalar	62	2,417	39.0	0
1970	Jon Bakalar	61	2,228	36.5	0
1969	Jeff Hill	78	3,044	39.0	0
1968	Dale Bennett	45	1,521	33.8	0
1967	Jeff Hill	63	2,419	38.4	0
1966	Jeff Hill	50	1,766	35.3	0
1965	Leonard Bozic	52	1,811	34.8	0
1964	no record				
1963	Pete Roscetti	32	1,193	37.3	0
1962	Jack Clanton	40	1,500	37.5	0
1961	Jack Clanton	39	1,260	32.3	0

Scoring Leaders

Points Scored	
Career • 228, Troy Slusser, 1985-88	
Season • 128, Troy Slusser, 1988	
Game • 30, Art Fletcher vs. Benedictine, 1948	

Touchdowns	
Career • 37, Troy Slusser, 1985-88	
Season • 21, Troy Slusser, 1988	
Game • 5, Art Fletcher vs. Benedictine, 1948	

Extra Points Made	
Career • 102, Chad Todd, 1997-2000	
Season • 42, Chad Todd, 2000 (42 of 45)	
Game • 10, Mike Cassin vs. St. Mary's of the Plains, 1978	

Field Goals Made	
Career • 36, Chad Todd, 1997-2000	
Season • 17, Nick Kresic, 1986 (23 attempts)	
Game • 4, Mike Cassin vs. Missouri Valley, 1978;	
Dan Brown vs. Emporia State, 1992;	
Chad Todd vs. Wisconsin-LaCrosse, 2000	

Kick Scoring	
Career • 210, Chad Todd, 1997-2000	
Season • 79, Nick Kresic, 1986	

Career Leaders	Points	TD	PAT	FG
Troy Slusser, 1985-88	226	37	2	0
Chad Todd 1997-pr.	210	0	102	36
Dino DeLisa, 1983-85	174	29	0	0
Nick Kresic, 1983-86	141	0	78	34
Joe Schartz, 1993-96	138	23	0	0
Dan Brown, 1992-95	137	0	74	21
Kevin McCormick, 1969-71	126	21	0	0
Willie Sapp, 1995-97	116	19	1	0
Michael Dritlein, 1992-95	108	18	0	0
Brent Cripps, 1975-77	108	18	0	0

Season Leaders	Points	TD	PAT	FG
Troy Slusser, 1988	128	21	1	0
Tyler Schuerman, 2000	96	16	0	0
Dino DeLisa, 1983	84	14	0	0
Nick Kresic, 1986	79	0	28	17
Kevin McCormick, 1971	78	13	0	0
Chad Todd, 2000	63	0	42	7
Nick Cummings, 1994	60	10	0	0
Chad Todd, 1998	57	0	24	11
Marc Nardella, 1999	56	9	1	0
Gary Yager, 1975	54	9	0	0
Ray Gerstenkorn, 1974	54	9	0	0
Steve Alston, 1969	54	9	0	0
Willie Sapp, 1997	50	8	1	0
Troy Slusser, 1987	50	8	1	0
Cody Snyder, 1999	50	8	1	0

Yearly Scoring Leaders

Year	Name	Points	TD	PAT	FG
2000	Tyler Schuerman	96	16	0	0
1999	Marc Nardella	56	9	1	0
1998	Chad Todd	57	0	24	11
1997	Willie Sapp	50	8	1	0
1996	Brian Fuemmeler	40	0	28	4
1995	Michael Dritlein	48	8	0	0
1994	Nick Cummings	60	10	0	0
1993	Michael Dritlein	24	4	0	0
1992	Dan Brown	33	0	18	5
1991	Talmadge Graham	24	4	0	0
1990	Dave Ruder	34	0	13	7
1989	Mark Johnson	18	3	0	0
1988	Troy Slusser	128	21	1	0
1987	Troy Slusser	50	8	1	0
1986	Nick Kresic	79	0	28	17
1985	Nick Kresic	45	0	18	9
1984	Dino DeLisa	48	8	0	0
1983	Dino DeLisa	84	14	0	0
1982	Ronnie Davis	24	4	0	0
1981	Ron Davis	36	6	0	0
1980	Ron Hamilton	32	5	1	0
1979	Kevin Cummings	39	0	12	9
1978	Mike Cassin	46	0	19	9
1977	Brent Cripps	48	8	0	0
1976	Brent Cripps	48	8	0	0
1975	Gary Yager	54	9	0	0
1974	Ray Gerstenkorn	54	9	0	0
1973	John Stauffer	18	3	0	0
1972	Russ Hill	40	0	19	7
1971	Kevin McCormick	78	13	0	0
1970	Kevin McCormick	42	7	0	0
1969	Steve Alston	54	9	0	0
1968	Charlie King	18	3	0	0
1967	Wes Chapman	18	3	0	0
1966	J.D. Cleavinger	18	3	0	0
1965	Charlie White	24	4	0	0
1964	no record				
1963	Bill Harper	36	6	0	0
1962	John Pusateri	42	7	0	0
1961	Curt Miller	24	4	0	0



Troy Slusser
(1985-88)



Dino DeLisa
(1983-85)



Chad Todd
(1997-2000)



Senior place-
kicker Chad
Todd (1997-
present) is sec-
ond on the all-
time scoring
chart. His 36
career field
goals is also
tops on the all-
time charts.





Tony Scollieri (1994-97)

Defensive Leaders

Total Tackles
 Career • 349, Tony Scollieri, 1994-97
 Season • 152, Bill Guidetti, 1984

Solo Tackles
 Career • 196, Tony Scollieri, 1994-97
 Season • 74, Tony Scollieri, 1997

Assisted Tackles
 Career • 153, Tony Scollieri, 1994-97
 Season • 58, Todd, McGhghy, 1991

Quarterback Sacks
 Career • 28.5, Jim Butler, 1985-87
 Season • 12, Dan Remboldt, 1984; Jim Butler, 1987
 Game • 4, Jim Butler vs. Wayne State, 1985
 Jim Butler vs. Wayne State, 1987

Tackles for Losses
 Career • 37, Tony Scollieri, 1994-97
 Season • 18, Corey Phipps, 1999

Interceptions
 Career • 13, A.C. Poynter
 Season • 8, Bruce Canady, 1983
 Game • 5, Larry Miffleton

Longest Interception Return
 Meryl Garvey, 91 yards, 1948 vs Peru State

Most Blocked Kicks
 Career • 5, Zuri Stokes, 1993-96
 Season • 5, Zuri Stokes, 1996
 Team Record • 7, 1996

Fumbles Recovered
 Career • 9, Steve Mullins, 1976-79,
 John Tatum, 1976-79, and Danny Holmes,
 1981-84
 Season — 6, Mike Lake, 1968

^Career tackle charts are incomplete before 1984

Career Leaders	Tackles	Solos	Assists
Tony Scollieri, 1994-97	349	196	153
Matt Cahill, 1979-82	323	•	•
Corey Phipps, 1997-2000	249	129	120
Todd McGhghy, 1990-91	226	138	88
Nolan Jeffery, 1993-95	225	141	84
Corey Phipps, 1997-pr.	224	145	79
Wade Dennis, 1986-88	191	98	93
Season Leaders	Tackles	Solos	Assists
Bill Guidetti, 1984	152	•	•
Todd McGhghy, 1991	129	71	58
Tony Scollieri, 1997	124	74	50
Tony Scollieri, 1996	116	61	55
Corey Phipps, 1999	112	57	55
Wade Dennis, 1988	111	62	49
Charlie Bennett, 1987	108	67	41
Dave Noot, 1992	97	40	57
Todd McGhghy, 1990	97	67	30
^Career tackle charts are incomplete before 1984			

Yearly Defensive Leaders

Year	Name	Tackles	Solos	Assists
2000	Corey Phipps	37	41	78
1999	Corey Phipps	112	57	55
1998	Travis Smith	77	35	42
1997	Tony Scollieri	124	74	50
1996	Tony Scollieri	116	61	55
1995	Nolan Jeffery	88	53	35
1994	Nolan Jeffery	89	38	51
1993	Everald Flowers	63	30	33
1992	Dave Noot	97	40	57
1991	Todd McGhghy	129	71	58
1990	Todd McGhghy	97	67	30
1989	Howard Holbrooks	93	58	35
1988	Wade Dennis	120	62	49
1987	Charlie Bennett	108	67	41
1986	Shawn Rose	85	51	34
1985	Mark Brinker	77	44	33
1984	Bill Guidetti	152	•	•



Former Washburn linebacker Tony Scollieri (1994-97) is the all-time leader in solo (196), assisted (153) and total (349) tackles. He also holds the WU record for tackles for loss in a career with 37.

Fewest rushing yards allowed in a season • 78
1964
Fewest passing yards allowed in a game • 0
vs. Wichita State in 1946,
vs. Emporia State in 1947,
vs. Northeast Missouri State in 1963,
vs. Southern Colorado in 1973
Fewest passing yards allowed in a season • 493
1963

Interceptions

Interceptions in a game • 6
vs. Missouri Western, 1974, 1983
vs. Fort Hays State, 1975
Interceptions in a season • 22
1983

Punting

Most punts in a game • 11
vs. Missouri Southern, 1995
Most punts in a season • 80
1952
Longest punt • 87
vs. Missouri Western, 1982

Field Goals

Longest field goal • 52
Russ Hill vs Northern Colorado, 1972
Charles Goodknight vs Emporia State, 1985

Longest Winning Streaks

All games • 8
1964

Longest Losing Streaks

All games • 16
1992-94

Best Record

Overall • 8-0-0
1907
Most wins in a season • 8
1906, '07, '64, '74, '83, '86

Consecutive games scoring

All games • 89, 1972-81 seasons
(beginning with Fort Hays State, 1972 and ending with Missouri Southern, 1981)
Current Streak • 23, Nov. 14, 1998-present
(beginning with Pittsburg State through end of 2000 season)
last time shutout was Nov. 7, 1998 vs CMSU, 37-0.

First Downs

First downs in a game • 33, Emporia State, 1998
First downs in a season • 255, 2000 (11 games)

Rushing

Yards in a game • 382, McPherson (Kan.), 1995
Yards in a season • 2,247, 1997 (11 games)
Best Rushing Average (season) • 211.2, 1948

Passing

Yards in a game • 418, Missouri Western, 1979
Yards in a season • 2,924, 1980 (11 games)
Completions in a game • 34, Wayne State (Neb.), 1980
Completions in a season • 183, 1980
Attempts in a game • 63, Wayne State (Neb.), 1980
Attempts in a season • 345, 1980
Passing TD's in a game • 6, Emporia State, 1988
Passing TD's in a season • 23, 1988 (11 games)
Completion percentage in a game • .900, Mo. Valley, 1980

Total Offense

Yards in a game • 681, Rockhurst, 1949
Yards in a season • 4,575, 2000 (11 games)

Scoring Offense

Points in a game • 80, Fort Riley, 1900 (W 80-0)
Points in a season • 347, 2000 (11 games)
Points per game (season) • 31.5, 2000 (11 games)

Fewest Points in a Season

All-time • 0, 1892

Times Shutout in a Season

All-time • 5, 1942

Scoring Defense

Shutouts in a season —
All-time • 7, 1906
Consecutive shutouts • 5, 1906
Fewest points allowed in a season • 6, 1903 (8 games)
(0.8 points per game)
Most points allowed in a game —
77, Mississippi Vall. St., 1984 • (L 77-15)
Most points allowed in a season • 414, 1993

Total Defense

Fewest yards allowed in a game
(-3), St. Mary's of the Plains, '78
Fewest yards allowed in a season • 1,614
1973 (10 games)
Fewest rushing yards allowed / game • (-32)
vs. SW Baptist, 1990

All-Time Record

Total Games Played
975
Overall Record
436-495-44
Winning Percentage
.470

RECORDS BY DECADE	
1891-99	24-14-4619
1900-09	57-23-8693
1910-19	38-37-7506
1920-29	24-57-8315
1930-39	44-48-4479
1940-49	39-35-6525
1950-59	47-38-2546
1960-69	34-56-1379
1970-79	50-47-4515
1980-89	44-60-0423
1990-99	30-74-0288
2000	5-6454

MILESTONE VICTORIES
Victory Number One
1891:
Washburn 8
Kansas City YMCA 2

Victory Number 50
1904:
Washburn 23
Ottawa 4

Victory Number 100
1914:
Washburn 6
Central Missouri 0

Victory Number 150
1930:
Washburn 27
St. Mary's 13

Victory Number 200
1942:
Washburn 21
Fort Hays State 13

Victory Number 250
1954:
Washburn 13
Colorado Mines 10

Victory Number 300
1965:
Washburn 15
Peru State 7

Victory Number 350
1977:
Washburn 28
Pittsburg State 21

Victory Number 400
1988:
Washburn 59
Emporia State 46





Top Rushing Seasons

	Year	Plays	Avg.	TD	Yards
1.	2000	572	4.5	35	2,580
2.	1997	552	4.1	21	2,247
3.	1964				2,081
4.	1999	551	3.8	18	2,067
5.	1991	513	4.0	10	2,029
6.	1983	518	3.8	21	1,978
7.	1966	537	3.5		1,877
8.	1990	508	3.7	11	1,855
9.	1972	517	3.4	17	1,770
10.	1986	442	4.0	19	1,764

Top Passing Seasons

	Year	Cmp	Avg.	TD	Yards
1.	1980	257	11.4	16	2,924
2.	1988	172	16.5	27	2,839
3.	1993	199	13.0	11	2,578
4.	1999	155	14.9	16	2,269
5.	1987	138	16.2	14	2,239
6.	1998	156	14.3	11	2,232
7.	2000	139	14.3	11	1,995
8.	1986	126	13.9	8	1,748
9.	1979	136	12.8	12	1,741
10.	1983	131	13.0	7	1,709

Top Offensive Seasons

	Year	Plays	Avg.	TD	Yards
1.	2000	832	5.5	47	4,575
2.	1988	795	5.6	42	4,491
3.	1999	823	5.3	37	4,379
4.	1987	730	5.3	34	3,847
5.	1983	738	5.0	29	3,687
6.	1998	719	5.1	28	3,676
7.	1993	752	4.5	21	3,401
8.	1997	766	4.7	24	3,632
9.	1980	793	4.2	22	3,299
10.	1991	752	4.3	13	3,194

Largest Victory Margins

80	Fort Riley • 80-0	1900
76	St. Mary's of the Plains • 79-3	1978
64	Olathe Naval Station • 64-0	1953
61	McPherson • 61-0	1995
60	Rockhurst • 60-0	1949
56	Kansas State • 56-0	1904
55	Ottawa • 55-0	1912
55	Missouri Western • 58-3	1972
53	Wichita State • 53-0	1919
47	College of Emporia • 47-0	1903
47	Cooper College • 47-0	1919
46	Fort Hays State • 46-0	1963
45	Missouri-Rolla • 45-0	1996
42	Lincoln • 63-21	2000
42	Midland College • 42-0	1894
42	St. Mary's College • 42-0	1906
42	Peru State • 42-0	1964

Largest Losing Margin

67	Colorado College • 67-0	1944
62	Mississippi Valley State • 77-15	1984
61	Pittsburg State • 61-0	1989
60	Pittsburg State • 72-12	1998
59	Pittsburg State • 62-13	1994
54	Fresno State • 54-0	1965
52	Missouri Western • 52-0	1981
51	Southwest Missouri State • 66-15	1992
49	Nebraska-Kearney • 55-6	1967
47	Nebraska • 47-0	1915
47	Kansas State • 47-0	1916
47	Nebraska-Omaha • 47-0	1968
46	Baker • 46-0	1891
45	College of Emporia • 45-0	1927
44	Baker • 44-0	1892
44	Kansas • 58-14	1938
44	Sam Houston State • 51-7	1985
44	Pittsburg State • 44-0	1987
42	Northwest Missouri • 63-21	2000
42	Wichita State • 42-0	1942

2000 Most Valuable Players



Jared Barge
Center
Blue Springs, Mo.
Offensive MVP



Buck Reuter
Defensive Tackle
Overland Park, Kan.
Defensive MVP

Players of the Week

Budweiser Offensive Player of the Week

Sept. 2 vs Wisconsin-LaCrosse
Chad Todd, K - 4-5 Field Goals, 2-2 extra points
Sept. 9 vs Lincoln
Brandon Rainer, FB - 16 carries, 105 yds., 3 TD's
Sept. 16 vs Missouri Southern
Joe Banks, WR - 4 catches 69 yds., 2 TD's
Sept. 25 vs Missouri Western
Colon McNeal, WR - 7 catches 149 yds.
Sept. 30 vs Central Missouri
Offensive line - 409 yards offense, 281 yards rushing, no sacks
Oct. 7 vs Missouri-Rolla
Tyler Schuerman, QB - 16-21, 245 yds, 1 TD, 3 rushing TD's
Oct. 14 vs Southwest Baptist
Jared Barge, C, - WU 588 total offense, 284 rushing, no sacks
Oct. 21 vs Pittsburg State
Brandon Rainer, FB, 14 carries, 53 yards
Oct. 28 vs Northwest Missouri
Corey Crain, HB, 7 carries, 94 yards, 2 receptions 31 yards, 2 TD's
Nov. 4 vs Truman State
Colon McNeal, WR, 6 receptions, 89 yards
Nov. 11 vs Emporia State
Brandon Rainer, FB, 15 carries, 70 yards, 1 TD

House of Diamonds Defensive Player of the Week

Sept. 2 vs Wisconsin-LaCrosse
Clarence Williams, DB - 5 solo, 1 assisted tackle, 1 break up
Sept. 9 vs Lincoln
Jeremy Potts FS - 5 solo, 1 assisted tackle, 3 break ups
Sept. 16 vs Missouri Southern
Dan Wilson, LB - 3 solo, 2 assisted tackles, 2 sacks for -17 yds
Sept. 25 vs Missouri Western
Derek Young, DE - 3 solo, 2 assisted tackles, 2 tackles for -6 yds
Sept. 30 vs Central Missouri
Defensive line - 237 yards, 4 sacks-35 yards, 5 TFL's
Oct. 7 vs Missouri-Rolla
Corey Phipps, LB, 8 solo, 1 assisted tackles, 1 tackle for -2 yds
Oct. 14 vs Southwest Baptist
Eric Taylor, DE, 2 solo, 3 assisted, 4 TFL (-22), 2 sacks (-13), 1 FF, 1 FR
Oct. 21 vs Pittsburg State
Patrick Hayes, DB, 3 assisted tackles, 1 interception, FG block
Oct. 28 vs Northwest Missouri
Jeremy Potts, FS, 6 solo, 3 assisted
Nov. 4 vs Truman State
Darin Schroeder, LB, 2 solo, 3 assisted tackles
Nov. 11 vs Emporia State
Corey Phipps, LB, 2 solo, 6 assisted tackles

Past MVPs

1999	Barry Galbraith, QB Aaron Doonan, DE	1996	Joe Schartz, QB Zuri Stokes, DB	1991	Kevin Marshall, DB
1998	Joe Busby, OL Travis Smith, SS	1995	Michael Dritlein, WR	1990	Todd McGhghy, LB
1997	Willie Sapp, HB Tony Scollieri, LB	1994	Michael Dritlein, WR		
		1993	Michael Dritlein, WR		
		1992	Dave Noot, LB		





Leroy Harman
(1995-97)



Art Fletcher
(1946-49)



Pat Scherzer
(1962-65)



Dode Lesser
(1965-66)



Steve Burkdoll
(1977)

**CoSIDA NCAA
Division II All-America**
1995 Michael Dritlein, WR, 2nd

All-Midwest Region
1999 Kevin Wheeler, OL, 2nd
1996 Zuri Stokes, CB, 2nd
1995 Michael Dritlein, WR, 1st

Football Gazette All-America
1988 Troy Slusser, WR, 1st
1995 Michael Dritlein, WR, 1st

**GTE / CoSIDA
Academic All-America**
1999 Aaron Doonan, DE, 2nd
1995 Michael Dritlein, WR, 2nd
1993 Michael Dritlein, WR,2nd

**GTE / CoSIDA
Academic All-District**
1999 Aaron Doonan, DE, 1st
1998 Aaron Doonan, DT, 1st
Joe Banks, WR, 2nd
1997 Darren Heer, FB, 1st
Gabe Clements, DL, 1st
Aaron Doonan, DL, 2nd
Brian Fuemmeler, P, 2nd
Brent Stones, OL, 3rd
Dan Smith, DL, 3rd
Ryan Bradbury, DB, 3rd
1996 Gabe Clements, DL, 1st
Jeff Koch, TE, 2nd
1995 Michael Dritlein, WR, 1st
Joe Schartz, QB, 2nd
1994 Michael Dritlein, WR, 2nd
1993 Michael Dritlein, WR, 1st

**Burger King Scholar Athlete
of the Week**
1999 Aaron Doonan, DE
1995 Michael Dritlein, WR

NAIA All-America
1988 Troy Slusser, WR, 1st
Steve Sheehan, OL, HM
1987 Troy Stedman, OL, 2nd
Jim Butler, DE, HM
Mike Gibson, OG, HM
1986 Nick Kresic, PK, 2nd
Jerry Nall, OT, 2nd
Charles Braden, DT, HM
Mark Brinker, FS, HM
1985 Charlie Braden, DE, 1st
1980 Ron Hamilton, WR, 1st
1977 Tom DeGroot, LB, HM
1974 John Poke, HM
1964 Bob Noblitt, 1st
Robert Hardy, 1st

NAIA Scholar-Athletes
1986 Tim Beasley, P, 1st
Mark Brinker, FS, 1st
Darrin Rohr, RB, 1st
Pete Flannigan, WR, HM
Mike McGreevy, TE, HM
Mike VanSickle, DB, HM
Aaron Walker, WR,HM

MIAA Freshman of the Year
2000 Tyler Schuerman, QB

All-MIAA
2000 Brandon Rainer, FB, 2nd
Jared Barge, OC, 2nd
Eric Taylor, DE, 2nd
Chad Todd, K, 2nd
1999 Corey Phipps, LB, 2nd
Aaron Doonan, DE, 2nd
Marc Nardella, WR, 2nd

Marc Nardella, WR, 1st
Joe Busby, OG, 1st
Lydell Flowers, RB, 2nd
Travis Smith, SS, 2nd
1997 Tony Scollieri, LB, 2nd
Chris Swirles, FS, 2nd
Willie Sapp, HB, 2nd
1996 Zuri Stokes, CB, 2nd
Tony Scollieri, LB, 2nd
Beau Caryl, DE, 2nd
Joe Busby, OL, 2nd
1995 Michael Dritlein, WR, 1st
Bryan Dugan, OL, 1st
Maurice Ragland, CB, 2nd
Nolan Jeffrey, FS, 2nd
1994 Michael Dritlein, WR, 1st
Nick Cummings, FB, 2nd
1993 Michael Dritlein, WR, 1st
1992 Dave Noot, LB, 1st
Wayne Peacock, OL, 2nd
1991 Alan Kaniper, P, 1st
Kevin Marshall, DB, 2nd
Todd McGhghy, LB, 2nd
1990 Fred Caldwell, OL, 1st
Todd McGhghy, IL, 1st
1989 Phil Brooks, 1st
Wade Dennis, 1st

All-MIAA Academic
1999 Aaron Doonan, DE
1998 Aaron Doonan, DT
1997 Aaron Doonan, DT
1996 Gabe Clements, DL
Jeff Koch, TE
Will Kerns, DB
Darren Heer, FB
Joe Schartz, QB
Dan Smith, DE
Brian Fuemmeler, P/PK
1995 Gabe Clements, OL
Jeff Koch, LB
Will Kerns, HB

Dan Smith, DE
Joe Schartz, QB
Michael Dritlein, WR
Tony Scollieri, LB
1994 Michael Dritlein, WR
Beau Caryl, DE
Jeff Koch, LB
Kirk Potter, WR
Joe Schartz, QB
1993 Michael Dritlein, WR
Brett Miller, LB
Kirk Potter, WR
1992 Kirk Potter, WR
1991 Tracey Hoffman, WR
Dan Holloway, QB
Scot Koranda, LB
1990 Craig Beam, DB
Dan Holloway, QB
Scot Koranda, DB

All-CSIC
1988 Troy Slusser, WR
Steve Sheehan, OL
1987 Jim Butler, DE
Mike Gibson, OG
Troy Slusser, WR
Troy Stedman,OL
1986 Charles Braden, DT
Mark Brinker, FS
Nick Kresic, PK
Jerry Nall, OT
Shawn Rose, LB
1985 Charlie Braden, DE
Nick Kressic, K
1979 Andy O'Neill, DB
John Prince, OL
1977 Clarence Taylor, RB
Steve Burkdoll, DB
Brent Cripps, RB
Tom Degroot, DE
Steve Finesilver, OL
Mike Keeley, WR

All-GPAC
1975 Gary Yager, B
Jim Hastings, DL
1974 Dan McGlinn, DE
Jim Hastings, DL
Cooper Johnson, OG

All-RMAC
1971 Jon Bakalar, QB
Kevin McCormick, RB
1970 Gene McBride, DB
1969 Don Prince, T
Gary McCormick, LB
Richard Fry, G

All-CIC
1968 Don Prince, DL
Reggie Carr, DB
1966 Dan West, LB

Mike Sipotz, OL
Dode Lesser, OL
Mickey Romano, FB
Pat McCrite, DE
Rodger Tiesing, DT
1965 Steve Milosovich, OL
Pat Scherzer, HB
1964 Pete Roscetti, E
Dode Lesser, OL
Bob Hardy, B
Rodger Tiesing, DE
Bob Noblitt, DL
Ron Katzenmier, DB
Pat Scherzer, DB
1963 Bill Harper, B
Bob Noblitt, DL
Jack Clanton, DL
Curt Miller, DB
1962 Warren Dorby, OL
1961 Bob Pfannenstiel, G
Warren Dorby, G
1960 Dick Patterson, T
1957 Don Luttrell, HB
1954 Nick Cossman, T
Chet Duncan, TE
Chuck Nelson, QB
1953 Ralph Bowen, TE
Chet Duncan, TE
Bill Baker, HB
1952 Don Bliss, T
Bill Baker, HB
1951 Ivan Crabaugh, HB
1949 Art Fletcher, HB
Leroy Harmon, HB
Jerry Rogers, C
Jerry Reichart, G
1948 Elmer Betts, C
Bob Shields, G
Art Fletcher, HB
Leroy Harmon, HB

All-MVC
1935 Ben Owen

All-Central Conference
1933 Glenn Stalker
1932 Clarence Edwinson
Charles Crank
Wesley Grout
Glenn Stalker
1931 Wesley Grout
Leo Burger

All-Kansas Conference
1926 Laverne Erwin
Joe Cramer
1917 Dewey Hutchinson
1912 Neil Rogers
Elmer Bearg
Earl Trobert

College Football Comes to Washburn in 1885

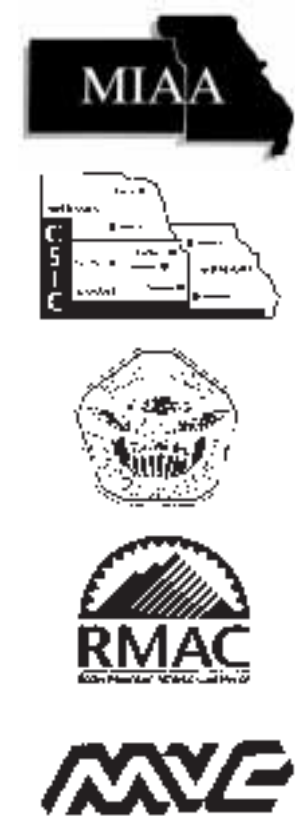
Back in 1885, when there were no paved streets in Topeka, and “MacVicar” was the name of the Washburn president and not one of those unpaved streets, an Englishman brought football to the Washburn campus. Six years later, in 1891, the Ichabod foot- ball tradition entered a new era as Washburn played its first season of intercollegiate com- petition. According to Washburn records, there were no games played in 1895, allow- ing the 1991 squad to celebrate the 100th season in Washburn football history. Washburn celebrated the 50th anniver- sary of football's debut on campus in 1935. Robert Stone, a member of the team in 1885, penned a brief sketch of the first 50 years of Washburn football which appeared in the Oct. 30 issue of the Topeka Journal.



“Fifty years ago the Washburn college students organized the first college football team in the state. A young Englishman, who worked in the Santa Fe shops, brought with him from the old country an enthusiasm for the Rugby game. He organized a Santa Fe football team and challenged the Washburn students to organize and play. We accepted the challenge, organized a team and beat him. We then induced other colleges in the state to get into the field, and until after I graduated Washburn college our team was unbeaten on the football field. As I recollect, the first defeat was suffered at Columbia, Mo., in 1890.” - Topeka-Journal

Washburn Conference Ties

Throughout its athletic history, Washburn has looked beyond the state borders of Kansas to find conference affiliations. The university has competed in nine different conferences, including its current association with the Mid-America Intercollegiate Athletics Association (MIAA), a NCAA Division II league of institutions in Missouri and Kansas. Washburn’s longest association was with the Central Intercollegiate Conference, of which the Ichabods were members from 1941 to 1968. Like the MIAA, the CIC included institutions in Missouri and Kansas. Membership in three conferences were more regional in nature, forcing the Ichabods to travel throughout five states. The Missouri Valley Conference consisted of schools in Nebraska, Kansas, Oklahoma, Iowa and Missouri, many of whom are currently NCAA Division I member institutions. Both the Rocky Mountain Athletic Conference and the Great Plains Athletic Conference put the Ichabods on the road to Colorado, Utah, New Mexico, Nebraska and Kansas. Washburn has won two outright conference championships, while earning co- championships four times. The Ichabods were Central Conference co-champions in 1931. They held the title of Central Intercollegiate Conference co-champions in 1949, 1953, and 1954. In 1964, Washburn won its first outright championship by claiming the Central Intercollegiate Conference title. Washburn's most recent conference crown was won in 1983 as members of the Central States Intercollegiate Conference.





yearly summary

Year	WU Coach	Record	PCT	CONF	PCT	CONFERENCE	CHAMPION	WU PTS	OPP PTS
1891	Unknown	1-4-0	.200	•	•	Intercollegiate Athletic	•	46	146
1892	Unknown	0-2-0	.000	•	•	•	•	0	80
1893	Unknown	1-0-0	1.000	•	•	•	•	18	0
1894	W.M. Gains	3-1-0	.750	•	•	•	•	76	30
1895	No Record of Games Played								
1896	W. Griffith	6-1-1	.813	•	•	•	•	126	50
1897	Paul Coldren	7-1-0	.875	•	•	•	•	90	14
1898	Paul Coldren	4-0-1	.900	•	•	•	•	81	23
1899	William Medford	2-5-2	.333	•	•	•	•	34	91
1900	Ben Owen	6-2-0	.750	•	•	•	•	194	22
1901	Lawrence Banks	3-2-3	.563	•	•	Kansas Conference	•	47	46
1902	H. Ward Page	3-4-0	.429	•	•	Kansas Conference	•	34	123
1903	A.R. Kennedy	7-0-1	.938	•	•	Kansas Conference	•	168	6
1904	John Outland	7-2-0	.778	•	•	Kansas Conference	•	183	29
1905	John Outland	7-3-0	.700	•	•	Kansas Conference	•	137	83
1906	Garfield Weede	8-1-3	.792	•	•	Kansas Conference	•	151	11
1907	Garfield Weede	8-0-0	1.000	5-0-0	1.000	Kansas Conference	WASHBURN	124	11
1908	Garfield Weede	4-5-1	.444	•	•	Kansas Conference	•	86	104
1909	Robert Stewart	4-4-0	.500	•	•	Kansas Conference	•	95	146
1910	Robert Stewart	4-4-0	.500	•	•	Kansas Conference	•	115	100
1911	William Lloyd Driver	3-5-1	.389	•	•	Kansas Conference	•	65	99
1912	William Lloyd Driver	5-3-0	.625	•	•	Kansas Conference	•	129	51
1913	Glen Gray	3-3-2	.500	•	•	Kansas Conference	•	95	61
1914	Glen Gray	5-3-0	.625	•	•	Kansas Conference	•	113	77
1915	Glen Gray	2-5-1	.313	•	•	Kansas Conference	•	42	133
1916	A.R. Kennedy	3-6-0	.333	•	•	Kansas Conference	•	47	166
1917	A.R. Kennedy	2-6-2	.300	•	•	Kansas Conference	•	45	107
1918	Ernest Bearg	4-1-0	.800	•	•	Kansas Conference	•	90	38
1919	Ernest Bearg	7-1-1	.833	•	•	Kansas Conference	•	212	40
1920	Dwight Ream	5-2-3	.650	•	•	Kansas Conference	•	82	63
1921	Dwight Ream	3-5-1	.389	•	•	Kansas Conference	•	54	111
1922	G.D. Vosburg	1-7-0	.125	•	•	Kansas Conference	•	37	184
1923	George Woodward	0-8-2	.100	•	•	Kansas Conference	•	28	124
1924	George Woodward	2-7-0	.222	•	•	Kansas Conference	•	37	124
1925	George Woodward	2-4-1	.357	•	•	Kansas Conference	•	16	52
1926	George Woodward	3-4-1	.438	•	•	Kansas Conference	•	52	97
1927	Roy Wynne	1-7-0	.125	•	•	Kansas Conference	•	21	130
1928	Roy Wynne	2-7-0	.222	•	•	Central Conference	•	51	148
1929	Ernest Bearg	5-6-0	.455	•	•	Central Conference	•	100	110
1930	Ernest Bearg	7-2-0	.778	•	•	Central Conference	•	189	92
1931	Ernest Bearg	7-3-0	.700	•	•	Central Conference	WASHBURN	101	66
1932	Ernest Bearg	6-3-1	.650	•	•	Central Conference	•	125	67
1933	Ernest Bearg	4-6-1	.409	•	•	Central Conference	•	75	55
1934	Ernest Bearg	2-5-1	.313	•	•	Central Conference	•	37	67
1935	Ernest Bearg	4-6-0	.400	•	•	Missouri Valley (MVC)	•	108	103
1936	Elmer Holm	2-6-1	.278	•	•	MVC	•	53	148
1937	Elmer Holm	0-10-0	.000	•	•	MVC	•	38	209
1938	Elmer Holm	6-3-0	.667	•	•	MVC	•	160	160
1939	Elmer Holm	6-4-0	.600	•	•	MVC	•	145	148
1940	Elmer Holm	4-6-0	.400	•	•	MVC	•	137	198
1941	Elmer Holm	5-2-2	.667	•	•	Central Intercollegiate	•	144	69
1942	Bob Raugh	1-6-0	.143	•	•	CIC	•	21	148
1943	Bob Raugh	2-4-2	.375	•	•	CIC	•	52	112
1944	Dee Errickson	1-6-0	.143	•	•	CIC	•	24	223
1945	Lew Lane	3-1-0	.750	•	•	CIC	•	60	34
1946	Dick Godlove	6-2-1	.722	•	•	CIC	•	138	86
1947	Dick Godlove	7-1-0	.875	•	•	CIC	•	159	56
1948	Dick Godlove	3-5-1	.389	•	•	CIC	•	177	125
1949	Dick Godlove	7-2-0	.778	•	•	CIC	WASHBURN	249	136
1950	Dick Godlove	3-4-1	.438	•	•	CIC	•	82	120
1951	Dick Godlove	6-3-0	.667	•	•	CIC	•	196	160
1952	Dick Godlove	4-5-0	.444	•	•	CIC	•	143	163
1953	Dick Godlove	7-1-0	.875	•	•	CIC	WASHBURN	170	46
1954	Dick Godlove	6-2-0	.750	•	•	CIC	WASHBURN	120	100
1955	Dick Godlove	6-2-1	.722	•	•	CIC	•	185	111
1956	Dick Godlove	3-6-0	.333	•	•	CIC	•	134	163
1957	Dick Godlove	5-4-0	.556	•	•	CIC	•	194	148
1958	Dick Godlove	4-5-0	.444	•	•	CIC	•	131	124
1959	Ralph Brown	3-6-0	.333	•	•	CIC	•	90	156
1960	Ralph Brown	3-6-0	.333	•	•	CIC	•	120	173
1961	Ralph Brown	3-6-0	.333	1-4-0	.200 (5th)	CIC	Pittsburg State	115	194

yearly summary

Year	WU Coach	Record	PCT	CONF	PCT	CONFERENCE	CHAMPION	WU PTS	OPP PTS
1962	Ellis Rainsberger	4-5-0	.444	2-3-0	.400 (4th)	CIC	Nebraska-Omaha	125	207
1963	Ellis Rainsberger	5-4-0	.556	2-2-0	.500 (3rd)	CIC	Nebraska-Omaha	179	108
1964	Ellis Rainsberger	8-1-0	.889	4-0-0	1.000 (1st)	CIC	WASHBURN	182	53
1965	Ed Linta	2-6-1	.278	1-3-0	.250 (4th)	CIC	Nebraska-Omaha	88	217
1966	Ed Linta	2-7-0	.222	1-3-0	.250 (4th)	CIC	Pittsburg State	87	164
1967	Bill Schaake	0-9-0	.000	0-4-0	.000 (5th)	CIC	Nebraska-Omaha	53	302
1968	Bill Schaake	2-7-0	.222	1-3-0	.250 (4th)	CIC	Nebraska-Omaha	81	241
1969	Harold Elliott	5-5-0	.500	3-3-0	.500	Rocky Mountain	Northern Colorado	169	234
1970	Harold Elliott	5-3-2	.625	•	•	RMAC	Pittsburg State	186	161
1971	Bob Noblitt	5-5-0	.500	•	•	RMAC	Northern Colorado	176	151
1972	Bob Noblitt	4-6-0	.400	•	•	Great Plains	Emporia State	166	182
1973	Bob Noblitt	3-6-1	.350	•	•	GPAC	ESU./N. Colorado		
1974	Larry Elliott	8-3-0	.725	3-2-0	.625 (3rd)	GPAC	Northern Colorado	214	162
1975	Larry Elliott	5-5-0	.500	2-3-0	.400 (T4th)	GPAC	Northern Colorado	227	152
1976	Larry Elliott	6-4-0	.600	4-2-0	.667 (4th)	Central States	Nebraska-Kearney	200	210
1977	Larry Elliott	6-3-1	.650	4-2-1	.643 (T3rd)	CSIC	Nebraska-Kearney	268	229
1978	Larry Elliott	4-6-0	.400	4-6-0	.400 (T7th)	CSIC	Nebraska-Kearney	208	222
1979	Gary Hampton	4-6-0	.400	2-5-0	.286 (T7th)	CSIC	Nebraska-Kearney/PSU	163	193
1980	Gary Hampton	2-8-0	.200	1-6-0	.143 (T7th)	CSIC	Nebraska-Kearney	166	321
1981	Glenn Jagodzinske	3-7-0	.300	3-4-0	.429 (T4th)	CSIC	Pittsburg State	92	215
1982	Glenn Jagodzinske	1-9-0	.100	1-6-0	.143 (6th)	CSIC	Nebraska-Kearney/PSU	96	248
1983	George Tardiff	8-2-0	.800	6-1-0	.857 (1st)	CSIC	WASHBURN	226	132
1984	Tardiff/Larry Elliott	2-8-0	.200	2-5-0	.286 (T6th)	CSIC	Nebraska-Kearney	134	333
1985	Larry Elliott	4-7-0	.364	2-5-0	.286 (7th)	CSIC	Pittsburg State	198	266
1986	Larry Elliott	8-3-0	.727	5-2-0	.714 (T2nd)	CSIC	Pittsburg State	279	218
1987	Larry Elliott	6-5-0	.545	5-2-0	.714 (2nd)	CSIC	Pittsburg State	253	233
1988	Larry Elliott	7-4-0	.636	5-2-0	.714 (T2nd)	CSIC	Pittsburg State	291	233
1989	Larry Elliott	3-7-0	.300	3-7-0	.300 (9th)	Missouri Intercoll.	Pittsburg State	132	240
1990	Dennis Caryl	4-6-0	.400	4-5-0	.450 (T5th)	MIAA	Pittsburg State	112	214
1991	Dennis Caryl	1-10-0	.091	1-8-0	.111 (10th)	MIAA	Pittsburg State	94	304
1992	Dennis Caryl	2-8-0	.200	2-7-0	.222 (8th)	Mid-America Intercoll	Pittsburg State	177	341
1993	Caryl/Andy Williams	0-10-0	.000	0-9-0	.000 (10th)	MIAA	Missouri Southern	171	414
1994	Tony DeMeo	2-8-0	.200	2-7-0	.222 (8th)	MIAA	Pittsburg State	200	390
1995	Tony DeMeo	4-6-0	.400	3-6-0	.333 (T7th)	MIAA	Pittsburg State	231	232
1996	Tony DeMeo	4-6	.400	4-5	.450 (7th)	MIAA	PSU/Northwest Missouri	234	241
1997	Tony DeMeo	3-8	.273	2-7	.222 (8th)	MIAA	Northwest Missouri	207	263
1998	Tony DeMeo	4-7	.364	3-6	.333 (T6th)	MIAA	Northwest Missouri	255	347
1999	Tony DeMeo	6-5	.545	4-5	.444 (T5th)	MIAA	Northwest Missouri	283	280
2000	Tony DeMeo	5-6	.454	3-6	.333 (6th)	MIAA	Northwest Missouri	347	309
TOTALS		440-504-44	.469						
Note: • = unknown information									

WASHBURN COACHING FACTS

COACHING RECORDS

Coach (Years) Record

W.M. Gains (1894)	3-1-0
W. Griffith (1896)	6-1-1
Paul Coldren (1897-98)	11-1-1
William Melford (1899)	2-5-2
Ben Owen (1900)	6-2-0
Lawrence Banks (1901)	3-2-3
H. Ward Page (1902)	3-4-0
A.R. Kennedy (1903)	7-0-1
John Outland (1904-05)	14-5-0
Garfield Weede (1906-08)	20-6-4
Robert Stewart (1909-10)	8-8-0
William Lloyd Driver (1911-12)	8-8-1
Glen Gray (1913-15)	11-10-3
A.R. Kennedy (1916-17)	5-12-2
Ernest Bearg (1918-19)	11-2-1
Dwight Ream (1920-21)	8-7-4*
G.D. Vosburg (1922)	1-7-0
George Woodward (1923-26)	7-23-4
Roy Wynne (1927-28)	3-14-0
Ernest Bearg (1929-35)	35-31-3

Coach (Years) Record

Elmer Holm (1936-41)	23-31-3
Bob Raugh (1942-43)	3-10-2
Dee Errickson (1944)	1-6-0
Lew Lane (1945)	3-1-0
Dick Godlove (1946-58)	67-42-4
Ralph Brown (1959-61)	9-18-0*
Ellis Rainsberger (1962-64)	17-10
Ed Linta (1965-66)	4-13-1
Bill Schaake (1967-68)	2-16-0
Harold Elliott (1969-70)	10-8-2
Bob Noblitt (1971-73)	12-17-1*
Larry Elliott (1974-78)	28-22-1*
Gary Hampton (1979-80)	6-14-0
Glenn Jagodzinske (1981-82)	4-16-0
George Tardiff (1983-84)	8-7-0
Larry Elliott (1984-89)	30-29-0*
Dennis Caryl (1990-93)	7-32-0
Andy Williams (1993)	0-2-0
Tony DeMeo (1994-pr)	28-46

WINNING PERCENTAGES

1. John Outland (1904-05)	14-5-0	.737
2. Garfield Weede (1906-08)	20- 6-4	.733
3. Ellis Rainsberger (1962-64)	17-10-0	.630
4. Dick Godlove (1946-58)	67-42-4	.611
5. Ernest Bearg (1918-19; 1929-35)	46-33-4	.578
6. Harold Elliott (1969-70)	10-8-2	.550
7. Larry Elliott (1974-78; 1984*-89)	58-51-1	.532
8. Dwight Ream (1920-21)	8-7-4	.526
9. Glen Gray (1913-15)	11-10-3	.521
10. A.R. Kennedy (1903; 1916-17)	12-12-2	.500
(minimum of 18 games) *Elliott coached five games in 1984		

VICTORIES

1. Dick Godlove (1946-58)	67-42-4	.611
2. Larry Elliott (1974-78; 1984*-89)	58-51-1	.532
3. Ernest Bearg (1918-19; 1929-35)	46-33-4	.578
4. Elmer Holm (1936-41)	23-31-3	.430
4. Tony DeMeo (1994-pr)	28-46-0	.378
6. Garfield Weede (1906-08)	20-6-4	.733
7. Ellis Rainsberger (1962-64)	17-10-0	.630
8. John Outland (1904-05)	14-5-0	.737
9. A.R. Kennedy (1903; 1916-17)	12-12-2	.500
10. Paul Coldren (1897-98)	11-1-1	.885
Glen Gray (1913-15)	11-10-3	.521

WASHBURN
Chabod Football

A black and white action photograph from a football game. In the center, a player wearing a dark jersey with the number 27 and a helmet with a 'U' logo is running with the football. He is being tackled from the right by a player in a light-colored jersey with the number 33 and a helmet with a 'W' logo. Another player in a light-colored jersey with the number 37 is also visible, positioned behind the player with number 33. The background is dark and out of focus, suggesting a stadium setting.

1944: 1-6-0	159 POINTS	56
Coach • Dee Errickson		
0 Northwest Missouri	7	

1965: 2-6-1			1969: 5-5-0		
Coach • Ed Linta			Coach • Harold Elliott		
14	at Nebraska-Kearney	40	27	Friends	6
7	Central Missouri	7	0	Central Missouri	17

all-time scores

20	Southern Colorado	21	10	William Jewell	0
3	Nebraska-Kearney	0	14	Nebraska-Omaha	40
27	Fort Hays State	6	0	Southern Colorado	13
19	Pittsburg State	17	31	Fort Hays State	29
24	Nebraska-Omaha	21	3	Missouri Southern	14
7	William Jewell	48	10	Northern Colorado	14
14	Emporia State	28	7	Pittsburg State	21
28	Colorado State	70	7	Emporia State	41
169 POINTS	234	166 POINTS	182		

1970: 5-3-2					
Coach • Harold Elliott			1973: 3-6-1		
0	Arkansas Tech	23		Coach • Bob Noblitt	
30	St. Mary of the Plains	6	10	Missouri Valley	19
21	Wayne State	14	13	Missouri Western	13
27	William Jewell	6	7	William Jewell	14
8	Fort Hays State	27	7	Nebraska-Omaha	13
21	Missouri Southern	21	7	Southern Colorado	28
23	Missouri Valley	15	19	Fort Hays State	14
7	Pittsburg State	13	9	Missouri Southern	3
34	Emporia State	21	5	Northern Colorado	20
15	Nebraska-Omaha	15	14	Pittsburg State	21
186 POINTS	161	20	Emporia State	10	
			111 POINTS	155	

1971: 5-5-0					
Coach • Bob Noblitt			1974: 8-3-0		
28	Missouri Valley	6		Coach • Larry Elliott	
43	St. Mary of the Plains	18	21	William Jewell	13
14	Wayne State	7	37	Missouri Western	0
17	William Jewell	16	7	Missouri Valley	41
34	Fort Hays State	10	36	Emporia State	15
10	Missouri Southern	14	24	Benedictine	12
13	Southeast Missouri	20	19	Southern Colorado	14
0	Pittsburg State	27	14	Fort Hays State	7
0	Emporia State	3	35	Missouri Southern	17
17	Nebraska-Omaha	30	7	Northern Colorado	28
176 POINTS	151	14	Pittsburg State	15	7
			21	Millikin*	7

1972: 4-6-0					
Coach • Bob Noblitt			235 POINTS		
26	Missouri Valley*	7	*Boot Hill Bowl		
58	Missouri Western	3			

1975: 5-5-0					
Coach • Larry Elliott			1978: 3-7-0		
36	William Jewell	7	79	St. Mary of the Plains	3
24	Missouri Western	27	35	Missouri Valley	6
24	Missouri Valley	7	3	at East Texas State	33
42	Emporia State	13	17	at Emporia State	7
34	Benedictine	7	7	at Missouri Southern	20
8	Southern Colorado	20	12	Nebraska-Kearney	49
27	Fort Hays State	8	25	Missouri Western	53
9	Missouri Southern	21	14	Pittsburg State	27
7	Northern Colorado	22	6	at Wayne State	7
16	Pittsburg State	20	10	at Fort Hays State	17
227 POINTS	152	208 POINTS	222		

1976: 6-4-0					
Coach • Larry Elliott			1979: 4-6-0		
14	Missouri Valley	13		Coach • Gary Hampton	
26	Missouri Western	15	42	at St. Mary / Plains	0
20	Harding	17	13	at Missouri Valley	18
28	Pittsburg State	16	23	Baker	17
21	Emporia State	0	11	Emporia State	17
9	Nebraska-Kearney	36	12	at Pittsburg State	46
21	Missouri Southern	35	6	Wayne State	7
23	Fort Hays State	19	6	Fort Hays State	20
24	East Central	30	23	at Missouri Western	21
14	Benedictine*	29	7	at Nebraska-Kearney	28
200 POINTS	210	20	Missouri Southern	19	
			163 POINTS	193	

1977: 6-3-1					
Coach • Larry Elliott			1980: 2-8-0		
37	Langston	32		Coach • Gary Hampton	
25	Missouri Valley	16	29	Benedictine	27
35	East Texas State	36	20	at Arkansas Tech	41
40	Emporia State	12	7	Missouri Valley	26
21	Missouri Southern	38	7	at Emporia State	45
21	Nebraska-Kearney	28	38	Pittsburg State	36
7	Missouri Western	7	18	at Wayne State	24
28	Pittsburg State	21	17	at Fort Hays State	28
24	Wayne State	17	14	Missouri Western	45
30	Fort Hays State	22	7	Nebraska-Kearney	14
268 POINTS	229	9	at Missouri Southern	35	
			166 POINTS	321	

1981: 3-7-0			
Coach • Glenn Jagodzinske			
7	at Benedictine	10	
27	Arkansas Tech	48	
12	at Missouri Valley	9	
0	Missouri Southern	12	
17	Emporia State	10	
12	at Pittsburg State	35	
10	Wayne State	6	
0	Fort Hays State	7	
0	at Missouri Western	52	
7	at Nebraska-Kearney	26	
92 POINTS	215		

1982: 1-9-0			
Coach • Glenn Jagodzinske			
3	at Morningside	14	
10	Benedictine	24	
6	Missouri Valley	14	
0	Missouri Southern	20	
13	Emporia State	20	
14	at Pittsburg State	38	
19	Wayne State	13	
7	Fort Hays State	34	
21	at Missouri Western	37	
3	at Nebraska-Kearney	34	
96 POINTS	248		

1983: 8-2-0			
Coach • George Tardiff			
17	Morningside	7	
35	at Benedictine	28	
20	at Missouri Valley	21	
41	Emporia State	7	
29	at Pittsburg State	29	
13	Wayne State	6	
24	Fort Hays State	3	
24	at Missouri Western	21	
7	at Nebraska-Kearney	0	
24	Missouri Southern	10	
226 POINTS	132		

1984: 2-8-0			
Coaches			
George Tardiff (0-5)			
Larry Elliott (2-3)			
0	at Northwest Missouri	47	
15	Mississippi Valley	77	
14	Missouri Valley	37	
0	at Emporia State	14	
20	Pittsburg State	21	
7	at Wayne State	27	
26	at Fort Hays State	14	
21	Missouri Western	37	
0	Nebraska-Kearney	30	
31	at Missouri Southern	29	
134 POINTS	333		

1985: 4-7-0			
Coach • Larry Elliott			
38	Northwest Missouri	24	
17	Morningside	47	
31	at Central Missouri	3	
19	Missouri Southern	6	
25	Emporia State	18	
18	at Pittsburg State	35	
17	Wayne State	18	
0	Fort Hays State	30	
10	at Missouri Western	13	

Washburn's Marc Nardella (1996-99) is the Ichabods' third all-time leader in receptions with 199 including the third highest single season mark of 64 his junior season. His 2,080 receiving yards ranks third on the career list. His 1,136 yards in 1998 is the second highest by an Ichabod and the fourth highest in MIAA history.



16	at Nebraska-Kearney	21	28	at Emporia State*	21
7	at Sam Houston St.	51	253 POINTS	233	
198 POINTS	266		*Later forfeited by WU		

1986: 8-3-0			1988: 7-4-0		
Coach • Larry Elliott			Coach • Larry Elliott		
16	at South Dakota	14	33	Northwest Missouri	12
38	Northwest Missouri	24	28	at Central Missouri	27
37	Central Missouri	14	30	at Northeastern St.	35
25	at Missouri Southern	7	17	Missouri Western	10
16	at Emporia State	22	29	at Nebraska-Kearney	12
7	Pittsburg State	21	49	Wayne State	3
31	at Wayne State	6	35	at Missouri Southern	23
40	at Fort Hays State	35	14	Pittsburg State	23
21	Missouri Western	14	14	at Fort Hays State	22
24	Nebraska-Kearney	3	59	Emporia State	46
24	at Pittsburg State*	58	13	at Ark.-Monticello*	20
27	at Mexican All-Stars^	8	291 POINTS		233
279 POINTS		218	*NAIA postseason game		

Aztec Bowl			1989: 3-7-0		
1987: 6-5-0			Coach • Larry Elliott		
Coach • Larry Elliott			7	Missouri-Rolla	20
7	at South Dakota	17	7	at Central Missouri	29
27	at Northwest Missouri	29	6	at Missouri Southern	21
17	Central Missouri	26	9	Lincoln	0
23	Northeastern State*	21	14	at Southeast Missouri	17
31	at Missouri Western*	6	21	Northwest Missouri	34
28	Nebraska-Kearney*	0	0	at Pittsburg State	61
29	at Wayne State*	25	19	at Southwest Baptist	34
14	Missouri Southern	32	28	Missouri Western*	21
0	at Pittsburg State	44	132 POINTS 240		
49	Fort Hays State*	12	*Later forfeited by WU		

1990: 4-6-0			
Coach • Dennis Caryl			
13	at Missouri-Rolla	7	
7	Central Missouri	24	
17	Truman	44	
6	at Missouri Southern	30	
3	at Southwest Missouri	38	
7	Southeast Missouri	35	
14	at Northwest Missouri	0	
0	Pittsburg State	17	
24	Southwest Baptist	9	
3	at Missouri Western	10	
112 POINTS	214		

1991: 1-10-0			
Coach • Dennis Caryl			
3	at Western Illinois	42	
7	at Tennessee-Martin	28	
7	Truman	14	
3	at Northwest Missouri	29	
6	Missouri Southern	31	
18	at Emporia State	49	
0	at Central Missouri	21	
13	Missouri-Rolla	28	
14	at Southwest Baptist	6	
0	Pittsburg State	21	
23	at Missouri Western	35	
94 POINTS	304		

1992: 2-8-0			
Coach • Dennis Caryl			
15	at Southwest Missouri	66	
8	at Truman	42	
21	Northwest Missouri	22	

14	at Missouri Southern	44	27	Missouri-Rolla	13
18	Emporia State	25	14	at Northwest Missouri	17
13	Central Missouri	10	7	Truman	37
21	at Missouri-Rolla	26	12	at Missouri Western	13
21	Southwest Baptist	17	14	Missouri Southern	17
29	at Pittsburg State	48	35	at Emporia State	64
17	Missouri Western	41	14	at Central Missouri	20
177 POINTS	341	11	Pittsburg State	40	
		207 POINTS	263		

1993: 0-10-0					
Coaches			1998: 4-7-0		
Dennis Caryl (0-8)			Coach • Tony DeMeo		
Andy Williams (0-2)			9	Wisconsin-River Falls	6
14	at Southern Illinois	46	12	at Fort Hays State	24
14	Missouri-Rolla	38	20	Southwest Baptist	26
19	at Central Missouri	41	24	at Missouri-Rolla	7
18	Pittsburg State	55	31	Northwest Missouri	38
36	at Northwest Missouri	61	28	at Truman	38
0	Truman	34	35	Missouri Western	27
10	at Missouri Western	41	49	at Missouri Southern	37
21	Missouri Southern	36	27	Emporia State	35
19	at Emporia State	37	0	Central Missouri	37
20	at Southwest Baptist	25	12	at Pittsburg State	72
171 POINTS	414	247 POINTS	347		

1994: 2-8-0					
Coach • Tony DeMeo			1999: 6-5-0		
16	at Illinois State	47	24	at Wis-LaCrosse	21
0	at Missouri-Rolla	19	17	Fort Hays State	14
10	Central Missouri	43	35	Missouri Southern	28
13	at Pittsburg State	62	10	at Missouri Western	35
48	Northwest Missouri	14	18	Central Missouri	32
31	at Truman	50	53	Missouri-Rolla	18
28	Missouri Western	60	36	at Southwest Baptist	0
16	at Missouri Southern	38	8	Pittsburg State	27
7	Emporia State	43	10	at Northwest Missouri	35
31	Southwest Baptist	14	52	Truman	18
200 POINTS	390	20	at Emporia State	45	
			283 POINTS	280	

1995: 4-6-0					
Coach • Tony DeMeo			2000: 5-6-0		
61	McPherson	0		Coach • Tony DeMeo	
6	at Missouri Western	17	26	Wis-LaCrosse	6
17	Truman	41	63	Lincoln	21
24	at Emporia State	25	24	at Missouri Southern	22
37	at Central Missouri	21	13	Missouri Western	23
21	Missouri-Rolla HC	10	17	at Central Missouri	28
37	at Southwest Baptist	20	34	at Missouri-Rolla	14

MIAA SCHOOLS..... WU Record

Central Missouri State University	15-15-2
Emporia (Kan.) State University	42-49-6
Missouri Southern State College.....	11-19-1
Missouri Western State College	12-15-2
University of Missouri-Rolla.....	7-5-0
Northwest Missouri State University.....	5-14-0
Pittsburg State (Kan.) University.....	18-54-1
Southwest Baptist (Mo.) University.....	9-3-0
Truman (Mo.) State University	3-15-0

KANSAS SCHOOLS WU Record

Baker University.....	14-9-3
Beloit College.....	1-1-0
Benedictine College.....	16-14-0
Bethany College.....	2-1-0
Emporia, College of	14-15-3
Fort Hays State University.....	33-21-3
Friends University.....	3-1-0
Haskell College	10-9-1
University of Kansas	6-27-4
Kansas State University	12-18-2
Kansas Wesleyan College	2-4-0
McPherson College.....	3-1-0
Ottawa University	12-6-5
St. Mary of the Plains.....	4-1-0
St. Mary's College	14-8-0
Southwestern College	15-5-1
Wichita State University.....	11-16-1

FOUR-YEAR SCHOOLS.... WU Record

University of Arkansas-Monticello.....	0-1-0
Arkansas Tech University.....	0-3-0
Augustana (SD) College	2-1-0
Campbell (NC) College	1-0-0
Colorado (Boulder) University	0-1-1
Colorado College	6-5-1
Colorado School of Mines.....	7-4-0
Colorado State University	0-3-0
Cooper College	2-2-0
Creighton (Neb.) University.....	1-2-0
University of Denver (Colo.).....	2-1-0
Denver Area College	1-3-0
Doane (Neb.) College	5-1-0
Drake (Iowa) University	0-6-0
Drury (Mo.) College	0-1-0
East Central (Okla.) University.....	0-1-0
Eastern New Mexico University.....	2-4-0
Fresno (Calif.) State University	1-2-0
Gonzaga (Wash.) University.....	0-2-0
Grinnell (Iowa) College	4-2-0
Harding (Ark.) University.....	1-0-0
Hastings (Neb.) College.....	1-0-0
Illinois State University	0-1-0
Iowa Wesleyan College	1-0-0

Langston (Okla.) University	1-0-0
Lincoln (Mo.) University.....	2-0-0
Midland Lutheran (Neb.) College	7-0-0
Millikin (Ill.) University.....	1-0-0
Mississippi Valley State University.....	0-1-0
University of Missouri-Columbia	2-1-0
Missouri Valley College	8-7-0
Missouri Wesleyan College	1-0-0
Morningside (Iowa) College	1-2-0
University of Nebraska-Kearney.....	6-14-0
University of Nebraska-Lincoln	0-4-0
University of Nebraska-Omaha	13-14-1
Northeastern (Okla.) State University	1-1-0
Northern Colorado, University of	0-4-0
Northern Illinois University	0-2-0
University of Oklahoma-Norman.....	2-2-2
Oklahoma State University	1-6-0
Peru (Neb.) State College	6-1-0
Regis (Colo.) College	0-1-0
Rockhurst (Mo.) College	3-0-0
Saint Mary's (Texas) College	1-1-0
Sam Houston (Texas) State University	0-1-0
University of South Dakota	1-1-0
Southeast Missouri State University	0-3-0
University of Southern Colorado	4-7-0
Southern Illinois University, Carbondale.....	0-1-0
Southwest Missouri State University.....	2-4-1
Tarkio (Mo.) College.....	1-0-0
University of Tennessee-Martin	0-1-0
University of Texas A&M-Commerce.....	0-2-0
University of Tulsa (Okla.)	0-6-0
United States Military Academy	0-1-0
Washington (Mo.) University.....	1-2-0
Wayne (Neb.) State University.....	9-5-0
Western Illinois University.....	1-2-0
Westminster (Utah) College.....	0-1-0
William Jewell (Mo.) College.....	7-5-0
University of Wisconsin-LaCrosse	2-0-0
University of Wisconsin-River Falls	1-0-0

CLUBS/OTHERS WU Record

Denver Wheel Club	1-1-0
Fort Leavenworth.....	1-0-0
Fort Riley	2-0-1
Haskell Indian Nations	10-9-1
Highland Park	1-0-0
Kansas City Independents.....	1-0-0
Kansas City Medics	0-0-0
Kansas City YMCA.....	1-0-0
Kansas Medics.....	1-0-0
Lincoln Medics.....	1-0-0
St. Joseph Medics.....	1-0-0
Topeka High.....	7-0-0
Topeka Independents.....	2-0-0

2001 Opponents in Bold

