



A

NEW

BLUE

ATTITUDE

MIAA

2002

WASHBURN

FOOTBALL

NCAA

MEDIA GUIDE

2002 WASHBURN FOOTBALL

Date	Opponent	Place	Time
Sept. 7	University of Wisconsin-La Crosse	Topeka	7 p.m.
Sept. 14	at Fort Hays State University	Hays, Kan.	7 p.m.
Sept. 21	*Pittsburg State University	Topeka	7 p.m.
	Family Day		
Sept. 28	*Missouri Southern State College	Joplin, Mo.	6 p.m.
Oct. 5	*Northwest Missouri State University	Topeka	7 p.m.
	Fan Appreciation Day		
Oct. 12	*at Truman State University	Kirksville, Mo.	2 p.m.
Oct. 19	*at Central Missouri State University	Warrensburg, Mo.	1 p.m.
Oct. 26	*Missouri Western State College	Topeka	1 p.m.
	Homecoming/Hall of Fame		
Nov. 2	*Emporia State University	Topeka	1 p.m.
	Senior Day		
Nov. 9	*at University of Missouri-Rolla	Rolla, Mo.	1 p.m.
Nov. 16	*at Southwest Baptist University	Bolivar, Mo.	2 p.m.

Home Games (Bold Face, played at Moore Bowl (7,200))

***Mid-America Intercollegiate Athletics Association Game**



The captains for the 2002 season are (top row) junior defensive end Eric Taylor, junior defensive tackle Michael Kitchener, sophomore linebacker Larry Schembri, (bottom row) junior quarterback Tyler Schuerman and junior right tackle Tim Watts.



Washburn teams excel on and off the courts and fields during the 2001-02 school year

Football 3-8 / 2-7 MIAA (9th)

- All-MIAA Second Team: Colon McNeal and Anders Grove
- MIAA Honorable Mention: Tyler Schuerman, Brandon Rainer, Chris Whittle, Tim Watts, Mike Kitchner, Larry Schembri
- MIAA Commissioner's Academic Honor Roll: Chad Gordon, Patrick Hayes, Jonathan Mayes, Zeb Nelson, Tyler Schuerman, Eric Taylor, Tim Watts, Dan Wilson, Derek Young
- Academic All-MIAA: Larry Schembri
- Offensive MVP: Colon McNeal
- Defensive MVP: Larry Schembri

Team Cumulative GPA: 2.77

Volleyball 12-22 / 5-11 MIAA (7th)

- MIAA Honorable Mention: Jill Gassen, Katie Ksiazek,
- Verizon Academic Second Team All-District: Jill Gassen
- MIAA Commissioner's Academic Honor Roll: Jennifer Ackerman, Jill Gassen, Becci Havlicek, Beth Lenherr
- Academic All-MIAA: Jill Gassen
- MVP: Jill Gassen

Team Cumulative GPA: 3.04

Men's Basketball 20-8 / 13-5 MIAA (4th)

- All-MIAA First Team: Manny Clifton
- All-MIAA Second Team: Ryan Murphy
- All-MIAA Honorable Mention: Shannon Kruger
- All-South Central Region Second Team: Manny Clifton
- MIAA Commissioners' Academic Honor Roll: Ryan Tomlins, J.P. Meitner, Matt Tinsley
- Head Coach Bob Chipman recorded 19th 20-win season
- MVP: Shannon Kruger

Team Cumulative GPA: 2.76

Women's Basketball 23-7 / 14-4 MIAA (2nd)

- MIAA Most Valuable Player: Crystal Walker
- All-MIAA First Team: Crystal Walker, Carissa Goeglein
- All-South Central Region First Team: Crystal Walker
- Honorable Mention All-America Daktronics Team: Crystal Walker
- MIAA Commissioner's Academic Honor Roll: Bethany McGraw, Linsey Modellmog, Kristy Chapman, Tiffany Taylor, Sharina Watkins
- MIAA Presidential Scholars: Alison Garrett
- MVP: Crystal Walker

Team Cumulative GPA: 3.14

Golf (T4th in MIAA)

- Qualified for NCAA Great Lakes/Central Super Regionals
- MVP: Garrett Donovan

Team Cumulative GPA: 3.04

Baseball 16-32, 10-19 MIAA (7th)

- All-MIAA Second Team: Brigham Joy
- All-MIAA Honorable Mention: Dylan Smith
- MIAA Commissioner's Academic Honor Roll: Allan Cooper, Matt Deutsch, Ryan Garton, Brigham Joy, Justin Padilla, Ben Rutherford, Kyle Wilson
- Verizon Academic All-District VII Second Team: Ben Rutherford
- MIAA Presidential Scholars: Ryan Garton
- Head Coach Steve Anson won his 600th career game
- MVP: Brigham Joy

Team Cumulative GPA: 2.91

Men's Tennis 7-16, 3-2 MIAA / 4th at MIAA

- MIAA Singles Finalists: No. 1 Fernando Sierra, No. 4 Desmond Tan, No. 5 Nathan Hurd
- MIAA Doubles Finalists: No. 1 Fernando Sierra and Steve Roundtree
- MIAA Commissioner's Academic Honor Roll: Will Heidebrecht
- MVP: Desmond Tan

Team Cumulative GPA: 2.98

Women's Tennis 14-11, 4-2 MIAA / 2nd at MIAA

- MIAA Singles Champions: No. 5 Holly Munro
- MIAA Singles Finalists: No. 1 Aisha Butt, No. 3 Caitlin Day, No. 4 Lindsay Sullivan,
- MIAA Doubles Champions: No. 1 Aisha Butt and Erin Underwood
- MIAA Commissioner's Academic Honor Roll: Erin Underwood
- Academic All-MIAA: Erin Underwood
- MVP: Erin Underwood

Team Cumulative GPA: 2.70

Softball 48-11, 16-2 MIAA (1st)

- All-MIAA First Team: Kristen Cheney, Dara Clouse, Katie Schmidt, Brooke Lyons, Katie Gregg, Ashley Perkins
- All-MIAA Honorable Mention: Julie Blaufuss, Dawn Nachbar, Keri Tanner
- MIAA Coach of the Year: Kim Newbern (who became the winningest coach in Washburn softball history)
- MIAA Freshman of the Year: Katie Gregg
- NFCA Third Team All-American: Kristen Cheney
- NFCA First Team All-Region: Kristen Cheney, Julie Blaufuss
- NFCA Second Team All-Region: Katie Gregg
- MIAA Commissioner's Academic Honor Roll: Dara Clouse, Molly Gleisberg, Dawn Nachbar, Holly Reichel, Katie Schmidt
- Academic All-MIAA: Ashley Perkins
- MVP: Kristen Cheney

Team Cumulative GPA: 3.18

Cumulative Athletic
Department Grade Point
Average as of Spring
2002

2.95

2001-02 MIAA
Commissioner's
Academic Honor Roll
Members

35

Of 200
Student-Athletes,
number who had 3.0
GPA or higher

97

Of 200
Student-Athletes,
number who had 3.5
GPA or higher

47

Of 200
Student-Athletes,
number who had 4.0
GPA or higher

14

Number of
Student-Athletes to
receive all-MIAA Athletic
Honors

39

Overall
Won-loss record of
Washburn Athletic
Teams

**143-115
(.554)**



WASHBURN
Ichabod Football

Opening 2003



2002 Washburn Football Schedule

Date	Opponent	Place	Time
Sept. 7	Wisconsin-La Crosse	Topeka	7 p.m.
Sept. 14	at Fort Hays State	Hays, Kan.	7 p.m.
Sept. 21	*Pittsburg State	Topeka	7 p.m.
	Family Day		
Sept. 28	*Missouri Southern	Joplin, Mo.	6 p.m.
Oct. 5	*Northwest Missouri	Topeka	7 p.m.
	Fan Appreciation Day		
Oct. 12	*at Truman State	Kirkville, Mo.	2 p.m.
Oct. 19	*at Central Missouri	Warrensburg, Mo.	1 p.m.
Oct. 26	*Missouri Western	Topeka	1 p.m.
	Homecoming/Hall of Fame		
Nov. 2	*Emporia State	Topeka	1 p.m.
	Senior Day		
Nov. 9	*at Missouri-Rolla	Rolla, Mo.	1 p.m.
Nov. 16	*at Southwest Baptist	Bolivar, Mo.	2 p.m.

Home Games (Bold Face, played at Moore Bowl (7,200))
 *Mid-America Intercollegiate Athletics Association Game

**There is
 Something New
 on the Horizon**





The Washburn View

2002 WU Schedule	IFC
Travel Itinerary	2
Media Information	2
Covering the Ichabods	3
About Washburn	4-5
President Dr. Jerry Farley	5
2001-02 Washburn Athletics in Review	6
Athletics Director Loren Ferre'	6
Ichabod Club	6
Athletics Staff	7
Washburn Athletics Staff Directory	8
Moore Bowl	9
Washburn Facilities	10
What is an Ichabod?	17
Long-range Schedule	99
Washburn Athletics	IBC



2002 Season Preview

Ichabod Coaching Staff

Head Coach Craig Schurig	12-13
Assistant Coaches	14-16
Graduate Assistant Coaches	17

The 2002 Washburn Ichabods

Numerical Roster	20-21
Alphabetical Roster	21
2002 Preseason Two-Deep	22
2002 Season Preview	23-24
Returning Ichabods Player Profiles	25-39
Ichabod Newcomers	39-43
2002 Team Captains	44-45

2002 Opponent Information

University of Wisconsin-LaCrosse	46
Fort Hays State University	46
Pittsburg State University	47
Missouri Southern State College	47
Northwest Missouri State University	48
Truman State University	48
Central Missouri State University	49
Missouri Western State College	49
Emporia State University	50
University of Missouri-Rolla	50
Southwest Baptist University	51
Series Records vs. 2002 Opponents	52

Mid-America Intercollegiate Athletics Association

MIAA Composite Schedule	51
About the MIAA	64
Past MIAA Champions	64
2001 MIAA Final Standings	65
2001 MIAA Honors and Awards	65
2001 MIAA Football Statistics	66-67
MIAA Record Book	68-71



2001 Season Review

Wisconsin-La Crosse 37, WU 18	54
WU 31, Lincoln 20	54
Pittsburg State 51, WU 24	55
WU 29, Missouri Southern 28	55
Northwest Missouri 52, WU 17	56
Truman State 27, WU 26	56
Central Missouri 58, WU 34	57
Missouri Western 27, WU 6	57
Emporia State 38, WU 19	58
WU 42, Missouri-Rolla 14	58
Southwest Baptist 48, WU 20	59
2001 Team and Opponent Highs	59
2001 WU Statistics and Results	60-61



Washburn Football Records

Offensive Records and Year By Year Leaders

Individual Rushing	73
Individual Passing	74
Individual Receiving	75
Individual Total Offense	76
Individual Punt	77
Individual Kickoff Returns	77

Defensive Records and Year By Year Leaders

Individual Punting	78
Individual Scoring	79
Individual Defense	80

Team Records

Ichabod Team Records	81
Ichabod Team Charts	82



History of Ichabod Football

Ichabod Most Valuable Players	83
Ichabod Football History	84
Conference Ties	84
Ichabod Honors and Awards	85
All-time Roster (1946-2002)	86-91
Ichabod Yearly Football Summary	92-93
Ichabod Coaching Records	93
Who Threw the First Forward Pass?	94
Game-by-Game Results	94-99
All-Time Record Versus Opponents	100

'Bod Facts

For more Information on Washburn University Football, please contact:

Gene Cassell

Sports Information Director

or Brad Noller, Assistant

Washburn University

Topeka, KS. 66621

On the web:

www.washburn.edu/athletics

Office Phone..... 785.231.1010 x1791

Office Fax..... 785.231.1091

Press Box 785.231.1010 x1563

Football Coaches Office . 785.231.1134

Ticket Office..... 785.231.1092

Location Topeka, Kan.

Enrollment 6,500

Founded 1865

Nickname Ichabods

Colors..... Yale Blue and White

Stadium Moore Bowl

Surface..... Natural Grass

Capacity 7,200

National Affiliation . . NCAA Division II

Conference Affiliation . . . Mid-America

Intercollegiate Athletics Association

President Dr. Jerry Farley

Athletics Director..... Loren Ferre'

Head Coach Craig Schurig

Alma Mater..... Colorado School

of Mines, 1987

Record at Washburn. . . 0-0, first season

Overall Record. 0-0, first season

2001 Record / MIAA . 3-8 / 2-7 (9th)

Starters Returning 16

7 Offense / 8 Defense / 1 Specialty

Lettermen Returning..... 35

18 Offense / 16 Defense / 1 Specialty

Lettermen Lost..... 7

4 Offense / 3 Defense / 0 Specialty

Basic Offense West Coast/Pro-set

Basic Defense..... 4-4



WASHBURN
Ichabod Football

The 2002 Washburn University Football Media Guide is intended to provide information for writers, broadcasters, sports editors, sports information personnel and fans who follow the Ichabods. Material in the guide was current as of the printing deadline of July 10, 2002. Additional information is available in the Washburn Sports Information Office and through weekly releases available to personnel from accredited media outlets covering the Ichabods.

Washburn University is in Topeka, Kan. at the intersection of 21st street and Washburn Avenue. Moore Bowl is located west of the Petro Allied Health Center in the center of campus. Media parking is located on the north and south sides of the bowl.

The Washburn University Sports Information Office is located in room No. 200 D-E of the Petro Allied Health Center. Office hours are from 8 a.m. to 5 p.m., Monday through Friday. Phone: 785.231.1010 x1791; Fax: 785.231.1091. You may e-mail the SID office at cassell@washburn.edu.

Media Credentials are available to personnel from accredited media outlets by contacting Gene Cassell, sports information director, Washburn University, Topeka, Kansas 66621. Credentials are available 90 minutes prior to kickoff at the Will Call window at the northwest entrance of Moore Bowl. All media seating in the Moore Bowl press box is


reserved on a game-by-game basis and space is limited. Please contact the Sports Information Office at least one week before the game date to ensure a seat in the press box.

Radio Stations wishing to broadcast from Moore Bowl should make broadcast requests through the Sports Information Office at least one week in advance. One courtesy line will be made available to the official station of each visiting team. Additional stations wishing to broadcast must install their own line.

Telephone lines for writers to file their stories are available in the Moore Bowl Press Box. There are two telephone lines for writers to file stories.

Media Services include a game program and lineups, plus statistics and game notes for each team. Halftime stats are provided as well as individual and team stats and a play-by-play summary. Statistics are kept on the Automated Scorebook computer system by MRR Systems. Refreshments are available before each game.

Postgame Interviews with Coach Craig Schurig are available to media personnel after his brief meeting with the team immediately following the game. Players will be brought, by request, to Moore Bowl press box. Interviews during the week can be arranged by calling the Sports Information Office.



ICHABODS' TRAVEL ITINERARY

Sept. 14, 2002
Fort Hays State University
Leave: Saturday, Sept. 14 at 10 a.m.
Return: Sept. 14 following game

Sept. 28, 2002
Missouri Southern State College
Leave: Saturday, Sept. 28 at 9 a.m.
Return: Sept. 28 following game

Oct. 12, 2002
Truman State University
Leave: Friday, Oct. 11 at 2 p.m.
Lodging: Days Inn, Hwy South 63, Kirksville, Mo.
Phone: 660-665-8244
Return: Oct. 12 following game

Oct. 19, 2002
Central Missouri State University
Leave: Friday, Oct. 18 at 3 p.m.
Lodging: Ramada Inn, 3501 West Broadway, Sedalia, Mo. 65301
Phone: 660-826-8400
Return: Oct. 19 following game

Nov. 9, 2002
University of Missouri-Rolla
Leave: Friday, Nov. 8 at 11:30 a.m.
Lodging: Howard Johnson, 127 Howard Johnson Drive, Rolla, Mo., 65409
Phone: 573-364-7111
Return: Nov. 9 following game

Nov. 16, 2002
Southwest Baptist University
Leave: Friday, Nov. 14 at 1 p.m.
Lodging: Clarion, 3333 South Glenstone, Springfield, Mo. 65804
Phone: 417-883-6550
Return: Oct. 16 following game

CREDITS

The 2002 Washburn University Football Media Guide was written by Gene Cassell, sports information director and Brad Noller, assistant sports information director. The book was edited by Regina Cassell, Brad Noller and Louisa Schurig. Cassell designed the guide and took the players' mug shots and some action photos. Additional action photos were taken by the *Topeka Capital-Journal*. Campus photos were provided by Peggy Clark, Washburn University Photographer. Cooper Harris mug shot courtesy of North Dakota Sports Information. Coaches and player mugs of opposing schools courtesy of each respective school's sports information department.

The guide was printed by Kelly Press, Inc. of Columbia, Mo.

The 2001 Washburn Football Media Guide (left) was judged seventh in the nation in the college division of the College Sports Information Directors Association of America.



PRINT**Topeka Capital-Journal (daily)**

785.295.1188

785.295.1230 Fax

616 Jefferson, Topeka, KS 66607

1.800.777.7171

Sports Editor: Kurt Caywood

WU Beat Writer: Ken Corbitt

785.295.1123

Kansas City Star (daily)

816.234.4355

816.234.4360 Fax

1729 Grand Ave., Kansas City, MO 64108

Small College Beat Writer: David Boyce

Salina Journal (daily)

785.827.6363

785.827.6060 Fax

P.O. Box 779, Salina, KS 67401

800.827.6363

Wichita Eagle-Beacon (daily)

800.825.6397

316.268.6536 Fax

825 East Douglas, Wichita, KS 67201

Small College Beat Writer: Adam Knapp

Great Bend Tribune (daily)

316.792.1211

316.792.8381 Fax

2021 Forest, Great Bend, KS 67530

Sports Editor: John Mesh

Hutchinson News (daily)

800.766.5772

316.662.4186 Fax

P.O. Box 190, Hutchinson KS, 67504

Sports Editor

Washburn Review (weekly)

785.233.3211

785.231.1035 Fax

1700 SW College, Topeka, KS 66621

Sports Editor

RADIO STATIONS**KWIC (99.3 FM)**

785.232.0993

785.232.9993 Fax

800 SW Jackson, Topeka, KS 66611

Sports Director

KMAJ (1440 AM) / KTOP (1490 AM)

785.272.1196

785.272.6219 Fax

5301 SW 7th St., Topeka, KS 66606

Sports Director: Mike Manns

KMAJ (107.7 FM) / KDVV (100.3 FM)

785.272.1196

785.272.6219 Fax

5315 SW 7th St., Topeka, KS 66606

Sports Director: Mike Manns

WIBW (580 AM / 97.3 FM)

785.297.9797

785.272.3536 Fax

P.O. Box 119, Topeka, KS 66601

Sports Department: Eric Peterson

TELEVISION STATIONS**KSNT (Channel 27 • NBC)**

785.582.3230

785.582.5283 Fax

P.O. Box 2700, Topeka, KS 66601

Sports Director: Leo Doyle

WIBW (Channel 13 • CBS)

785.272.7030

785.271.0418 Fax

P.O. Box 119, Topeka, KS 66601

Sports Director: Mark Ewing

WIRE SERVICES**Associated Press (Kansas City)**

800.852.4844

816.421.3590 Fax

215 West Pershing, Kansas City, MO 64108

Sportsticker

800.367.8935

800.336.0383 Fax



THE TOPEKA
CAPITAL-JOURNAL
...World Looking In



WASHBURN
Ichabod Football

Washburn University was established in 1865 as Lincoln College by a charter issued by the state of Kansas and the General Association of Congregational Ministers and Churches of Kansas. In 1868, the school was renamed Washburn College, in recognition of a \$25,000 donation by Ichabod Washburn, a church deacon and resident of Worcester, Mass.

In 1966, a tornado struck Topeka and several historic buildings on campus were demolished. The Washburn community rallied and financial support from friends and alumni made possible the rebuilding of many school facilities during the coming years. Today, university facilities offer more than one million square feet of modern academic, activity and support space.

In 1941, the citizens of Topeka endorsed Washburn by voting to establish a municipal



university, supported in part by the city and governed by a local board of regents. In 1999, the university primary funding was moved from the city property tax to county sales tax sources, with the school retaining status as a municipal subdivision of the state. In addition to local financial support, Washburn has received state funds since 1961, which have been coordinated by the Kansas Board of Regents since 1991. Washburn is governed by a nine-member Board of Regents.

Washburn provides broadly-based liberal arts and professional education through more than 190 certificate, associate, baccalaureate, master's and juris doctor programs through the College of Arts and Sciences and the Schools of Law, Business, Nursing and Applied Studies. Ninety percent of the faculty hold a doctorate of the highest degree available in their discipline. Individual attention is a priority at Washburn, with a student to faculty ratio of 18 to 1.

Dr. Jerry B. Farley

University President



Dr. Jerry B. Farley is in his fifth year as the president of Washburn University after a long association with the University of Oklahoma in Norman.

Farley previously held the position of vice president for community relations and economic development at OU and vice-president for administrative affairs at the Norman and Health Sciences Center campuses.

Before that, he held the position of vice president for business and finance at Oklahoma State University and previously served as the associate vice president for administrative affairs and controller at the University of Oklahoma, Norman campus.

He earned his bachelor degree in accounting and finance and his masters and doctorate in higher education administration from OU.

He is a past president of the Southern Association of College and University Business Officers and is actively engaged in state and national associations of the College and University Business Officers.

Farley has been on the Board of Directors of the American Red Cross, the American Cancer Society, Oklahoma Teachers' Retirement System, the Norman Chamber of Commerce and the Norman Economic Development Coalition.



doctor programs through the College of Arts and Sciences and the Schools of Law, Business, Nursing and Applied Studies. Ninety percent of the faculty hold a doctorate of the highest degree available in their discipline. Individual attention is a priority at Washburn, with a student to faculty ratio of 18 to 1.



Academic Majors

College of Arts and Sciences

Anthropology, BA
Art, BA/BFA
Biology, BA/BS
Business Education, BEd
Chemistry, BA/BS
Computer Information Science, AA/BA/BS
Early Childhood Ed., AA/BA
Economics, BA
Education, BEd/MEd
English, BA
French, BA
General Science, BS
General Studies, BGS
German, BA
History, BA
Humanities, Creative and Performing Arts, AA
Mass Media Studies, BA
Mathematics, BA/BS
Medical Technology, BS
Music, BA/BM
Natural Science and Mathematics, AA
Philosophy, BA
Physical Education, BA/BEd
Physics, BA/BS
Political Science, BA
Psychology, BA/MA
Public Administration, BPA
Religious Studies, BA
Sociology, BA
Spanish, BA
Speech Communication, BA
Theatre, BA

School of Business

Business Administration, BBA/MBA
Accounting, BBA
Economics, BBA
Finance, BBA
Management, BBA
Marketing, BBA
General Business, BBA

School of Nursing

Nursing, BSN
School Nurse Certification

School of Applied Science

Corrections, BSCJ
Law Enforcement, BSCJ
Human Services, C/AAS/BAS
Social Work, BSW/MSW
Technology Administration, BAS

Pre-professional

Dentistry, Engineering, Health Information Technology, Law, Medicine, Optometry, Pharmacy, Physical Therapy, Physical Therapist Assistant, Seminary, Radiologic Technology, Respiratory Therapy, and Veterinary Medicine

School of Law

Law, JD



WASHBURN
Ichabod Football



Steve Anson
Baseball



Bob Chipman
Men's Hoops



Craig Schurig
Football



Phil Frost
Golf




Jennifer Hastert
Men's / Women's
Tennis



Chris Herron
Volleyball



Ron McHenry
Women's Hoops



TBA
Softball

2001-02 season in review

Team	Overall W-L	MIAA	MIAA Finish	Postseason
Baseball	16-32	10-19	7th	None
Basketball-M	20-8	12-6	T-3rd	MIAA Semis
Basketball-W	23-7	14-4	2nd	NCAA Regionals
Football	3-8	2-7	9th	None
Golf	n/a	n/a	4th	NCAA Regionals
Softball	48-11	16-2	1st	MIAA Semis
Tennis-M	7-16	3-2	4th	None
Tennis-W	14-11	4-2	2nd	None
Volleyball	12-22	5-11	7th	None
Totals	143-107	66-53	(.555)	

**Overall athletic department
winning percentage - .572**

Loren Ferre' Athletics Director



Loren Ferre' became Washburn's director of athletics in February of 1996 after a six-year appointment at Black Hills State University in Spearfish, S.D. Ferre' is a dynamic leader who has implemented many internal changes within the athletic department since arriving on campus. He has put increasing scholarships and departmental fund-raising at the top of his list.

At Washburn, Ferre' has been instrumental in the establishment of a strong Ichabod Club support team and the raising of funds for athletic scholarships.

While at BHSU, Ferre' was also director of the Donald E. Young Sports Fitness Center, a 172,000 square foot, \$10.2 million facility. During his Black Hills tenure, the athletics department nearly tripled its outside revenue, including large increases in ticket sales and scholarship funding. All 10 varsity teams won a conference title in his final three years.

Before joining the staff at Black Hills State, Ferre' spent 17 years at the University of North Texas. He was the director of the Coliseum (1987-90) was the associate and assistant director since 1980. He held the post of event coordinator (1978-80).

Ferre' is a 1971 graduate of Texas Christian University, earning a bachelor of arts degree. He earned a master's in journalism from North Texas in 1982.

Ferre' is the the NCAA Division II Men's Basketball South Central Regional Chairman serving his first year on the committee last season.

Ferre' and his wife Sarah, have two daughters, Caitlin and Hope, and reside in Topeka.

THE ICHABOD CLUB

WASHBURN ATHLETICS

The Ichabod Club is a booster club that works to promote Washburn University Athletics and provides financial support to its athletic programs. Membership in the Ichabod Club has played a major role in supporting the annual scholarship drive and making a difference in the lives of Washburn student-athletes for the past 20 years.

Washburn Athletics depends upon the annual contributions to the Ichabod Club Scholarship Fund to continue offering scholarship aid to our student-athletes.

The mission of the Ichabod Club is simply to provide the scholarship assistance to young men and women student-athletes (tuition, fees, books, room and board) unless the contribution is restricted to a specific sport or some other specific purpose. All gifts to the Ichabod Club are tax deductible to the full extent allowable by law.

Opportunities for alumni, friends, parents and boosters to become involved with the Ichabod Club program are available through pregame parties, golf tournaments, the Ichabod Club newsletter, monthly luncheons, the kick-off party and other special events.

For more information, call the Washburn Athletic Department at 785.231.1135.

Jordan Canfield

Associate Athletics Director for Development



Jordan Canfield is entering his fourth year as Washburn's associate athletics director for development.

Canfield returned to his alma mater after a year in private business. He was a first team all-MIAA guard for the Ichabods in 1996-97 and holds every Washburn and all but one MIAA assist record, including the career assist mark he set as a senior. He won four conference titles in his four years on the basketball hardwood from 1992-97.

Canfield's main responsibility is to increase scholarship dollars for one of the best small college athletic programs in the country. He oversees the fund-raising efforts of the Ichabod Club, the Athletics Department booster club, and the Washburn Athletic Fund, a major giving campaign initiated by Canfield.

Canfield is a 1996 graduate of Washburn University with a BBA degree in finance. He went on to earn an additional degree in economics in 1997 and has begun work on his MBA. He is married to Eileen Brungardt, a member of the Lady Blues volleyball team while at Washburn. The couple lives in Topeka with their son, Jordan Jett.

Janet Degginger

Assistant Athletics Director



Janet Degginger is entering her 15th year as Washburn's assistant athletics director.

Degginger returned to her alma mater in 1987 as assistant director of athletics. In that capacity, she is responsible for managing and monitoring all of the business and financial affairs of the department. In addition, she supervises personnel in the administrative office, ticket office, training room, equipment room and Petro maintenance staff. During the

1995-96 academic year, Degginger served as the interim director of athletics during the national search for an athletic director. She also currently serves as the university's senior women's administrator.

Degginger has served on several university, conference and national committees. She is currently a member of the NCAA Professional Sports Liaison Committee and has served on a sub-committee of the NCAA Research Committee for developing a financial analysis report. She is a past secretary/treasurer of the MIAA and is currently a member of the budget committee. She is a member of Washburn's Faculty Athletics and Financial Aid committees.

Degginger is a 1967 graduate of Washburn and has done post-graduate work at Kansas. She has a son, Preston.

Karmen Byers

Assistant Athletics Director



Karmen Byers is in her second year as the Assistant Athletic Director of External Relations after joining Washburn Athletics in September.

At Washburn, Byers serves as ticket manager for all sports. She also focuses on marketing and public relations for increasing interest and attendance on Ichabod and Lady Blues game nights.

Prior to joining the athletic department, Byers worked at Atwood Publishing in Overland Park, Kan. where she was an

advertising sales executive for four different publications.

Byers is a 1999 graduate of Kansas State University with a Bachelor's Degree in journalism and advertising.

She is married to former Washburn basketball player David Byers. The couple lives in Topeka.

Ron Wessel

Head Equipment Manager



Ron Wessel enters his 22nd year at Washburn University as the Head Equipment Manager for the athletics department.

Wessel, a native of Sierra Vista, Ariz., is in charge of maintaining all of the athletics department's equipment needs. He attended Baker University in Baldwin City and was the school's football manager from 1976-79. Wessel then accepted the equipment manager's position at Washburn in the spring of 1980.

He is a member of the American Equipment Managers Association and became certified in 1992. Wessel has served as a District Director of the AEMA since 1993.

In addition, he serves on the Continuing Education Committee of the AEMA.

Ron lives in Topeka and enjoys all kinds of sports, traveling, science fiction and physical fitness.

Steve Ice

Head Athletic Trainer



Steve Ice enters his 21st year as the Head Athletic Trainer at Washburn University.

Ice took over the Ichabods and Lady Blues programs in the fall of 1982 after a two-year assignment as the Associate Athletic Trainer at Lehigh University in Bethlehem, Penn.

During Ice's tenure at Washburn, the athletics training staff has seen the addition of the Petro Allied Health Center as a valuable resource for the prevention and rehabilitation of WU student-athletes.

Ice received his bachelor's degree from St. Mary of the Plains College in Dodge City, Kan., in 1977 and earned his master's from the University of Kansas in 1980. Ice also served as a graduate assistant athletic trainer for the Jayhawks from 1977 to 1979.

In addition to his duties at Washburn, Ice works in conjunction with the Orthopedic Clinic and Sports Medicine of Topeka. Steve and his wife Janis have four children; Brian, Patrick, Jenna and Alyssa.



Larry Blumberg

Faculty Athletics Representative



Susan Foremsky

Secretary for
Development



Gill Herrera

Facilities Manager



Sandy Foster

Athletics Secretary



Washburn Sports Information Office



Gene Cassell
Sports
Information
Director

Gene Cassell is entering his fourth full season as Washburn Sports Information Director after starting in December 1998. Cassell is a Marshall, Mo., native and a 1997 graduate from Northwest Missouri State University, where he graduated with a Bachelor of Science in journalism accompanied with a minor in broadcasting. At Northwest, Cassell worked in the Sports Information Office and on three university media outlets while at Northwest.

Besides his overseeing the media relations of Washburn's nine athletic teams, Cassell also runs game administration and is the webmaster of "The Blue Zone" - The Official Site of Washburn Athletics. Cassell is a member of CoSIDA and a member of the Publications Contest Committee.

Cassell has received 20 citations for excellence for office publications, including two best in the nation, four second place finishes and six best covers in the nation. Cassell and his wife, Regina, live in Topeka. Regina is the editor of

Washburn's Alumni Magazine.

Brad Noller has worked in the WU sports information office since arriving in Topeka in the fall of 1998. He served as the interim sports information director at Washburn when the sports information director's position was vacated soon after his arrival. He remained on staff as the student assistant until his graduation in December 1999.

Noller has also worked as a part-time sports reporter for the Topeka Capital-Journal. Prior to that, he worked in the Johnson County Community College's sports information office during the 1997-98 season.

In the summer of 1999, Noller was honored as one of three initial recipients of the CoSIDA undergraduate internship grant.

The Clinton, Mo., native earned a bachelor of arts degree from Washburn in mass media with a journalism emphasis. He also received a business minor in marketing.



Brad Noller
Assistant Sports
Information
Director

Washburn University

Main campus switchboard number: 785.231.1010
 General athletics number: 785.231.1134 Athletics fax number: 785.231.1091

Washburn University Board of Regents

Chuck Engel, Topeka - chairman
 Tim Etzel, Topeka - vice chairman
 Harold "Hal" Dick, Hutchinson - past chairman

Jim Roth, Wichita
 Mayor Butch Felker, Topeka
 Blanche Parks, Topeka

Ben Blair, Topeka
 Karen Lee, Topeka
 Janice B. DeBauge, Emporia

University Administration

President	Dr. Jerry Farley	x1556
Vice President / Administration & Treasurer	Wanda Hill	x1634
Vice President / Academic Affairs	Dr. Ron Wasserstein	x1649
Vice President / Student Life	Dr. Denise Ottinger	x1390
Vice President / Enrollment Management	Al Dickes	x1812

Washburn Athletics Phone Numbers

Director of Athletics	Loren Ferre'	x1794
Associate Director of Athletics for Development	Jordan Canfield	x1334
Assistant Director of Athletics/SWA	Janet Degginger	x1790
Assistant Director of Athletics for External Affairs	Karmen Byers	x1092
Sports Information Director	Gene Cassell	x1791
Assistant Sports Information Director	Brad Noller	x1948
Faculty Athletics Representative	Larry Blumberg	x1493
Head Athletic Trainer	Steve Ice	x1753
Head Equipment Manager	Ron Wessel	x1761, x1338
Athletic Facilities Manager	Gil Herrera	x1304
Athletics Secretary	Sandy Foster	x1339
Development Office Assistant	Susan Foremsky	x1466

Coaching Staff

Football

Head Coach	Craig Schurig	x1134
Offensive Coordinator	Brian Miller	x1705
Defensive Coordinator	Chris Brown	x1795
Defensive Line Coach/Strength and Conditioning	David Trupp	x1335
Linebackers	Cooper Harris	x1798
Wide Receivers	Robbie Robinson	x1947

Volleyball

Head Coach	Chris Herron	x1746
------------------	--------------------	-------

Baseball

Head Coach	Steve Anson	x1793
------------------	-------------------	-------

Softball

Head Coach	TBA	x1797
------------------	-----------	-------

Men's Basketball

Head Coach	Bob Chipman	x1355
Assistant Coach	Kerry Dickerson	x1333

Women's Basketball

Head Coach	Ron McHenry	x1796
Assistant Coach	Lisa Curliss	x1462

Golf

Head Coach	Phil Frost	x1764
------------------	------------------	-------

Men's and Women's Tennis

Head Coach	Jennifer Hastert	x1757
------------------	------------------------	-------



Opening 2003



For the first time since 1966 when a tornado devastated the Washburn campus destroying several buildings, including the Moore Bowl press box, a major renovation will take place upgrading the Ihabod football facility.


A \$4.3 million construction project will begin following the 2002 football season. A new press box, president's level, hospitality lounge and booster area will reshape the scenery around the football field. Additional changes include new restroom facilities, concession stands and a viewing point at the north end of the field which will include an Ihabod statue, memorial walkway and donor's plaques.

Moore Bowl has served as the home for Washburn football since its dedication on Sept. 28, 1928 - a 20-12 loss to William Jewel. Throughout its 73-year history, the bowl has been witness to hundreds of high school and college games, long-standing conference rivalries and the tornado of 1966.

Construction of the original bowl was part of a \$215,000 athletic project, which also included the addition of Whiting Field House to the Washburn campus. The bowl was built in a natural depression south of Old Thomas Gymnasium and was designed to be similar to the facility at the University of Colorado. By taking advantage of the natural depression, the bowl was constructed in just seven months at a cost of approximately \$30,000. The construction work was under the direction of Cleveland S. Loper, head of the engineering department, with the contract for the excavation given to C.A. Ritchie of Topeka.

The original design for the horseshoe-shaped bowl (overall size of 400' by 650') called for 15,000 seats – 8,000 in the original construction with the remaining seats to be built along the north end of the horseshoe. Additional seating was not added and the bowl currently has a seating capacity of 7,200. A press box and concessions stands were added to the facility in 1963 but destroyed three years later in the '66 tornado.

The bowl was named in honor of George Godfrey Moore, a Topeka sports enthusiast who had developed a reputation throughout the Midwest as a keen sportsman and friend of Washburn.






TRAINING ROOM

The Washburn Athletic Training Center is one of the most advanced in the Midwest. The three-year old facility is nearly triple the size than the one it replaced. Washburn also has a tremendous relationship with the local community.

Steve Ice, Washburn's Head Athletic Trainer, has been with the Ichabods and Lady Blues athletic programs for more than 23 years. He has a student staff of more than 20.

Dr. Iris Gonzalez, the campus physician, is the team's resident doctor. Dr. Matthew Bohm of the Cotton O'Neil Clinic comes to campus every Wednesday to evaluate student-athletes and to educate athletic trainers.

Orthopedic Clinic and Sports Medicine provides state-of-the-art orthopedic care. The clinic has a team of five surgeons, a physical assistant, registered nurses, a physical therapist and certified athletic trainers. Stormont-Vail Gerald Applelhans, Director of Physical Medicine, provides Michael Ramirez, ATC-R, for daily treatments, education and internship sites.



WEIGHT ROOM

After more than \$100,000 in upgrades to the Weight Room, the Washburn athletic program now boasts one of the best facilities in the Midwest.

Ichabod Power is based on using free weights and the feet in contact with the floor, using triple extension of the ankle, knee and hip. This type of training is used to develop athletes stability in the joints and trunk, and power in the lower body when in contact with the playing surface. Each Multi-Rack and Olympic platform allows the Washburn athlete to perform Olympic Lifts on a solid oak surface.

The Multi-Racks are self-contained with all the weight on the rack. This allows the Washburn athlete to perform 90 to 95 percent of their work in one area. The Racks and Platforms have special features that allow the student-athlete to perform secondary exercises with special attachments. The installation of this new equipment has transformed Washburn's weight room into a top notch facility that student-athletes and Alumni can be proud of.



Washburn's Marc Nardella (1996-99) is the Ichabods' third all-time leader in receptions with 199 including the third highest single season mark of 64 his junior season. His 2,080 receiving yards ranks third on the career list. His 1,136 yards in 1998 is the second highest by an Ichabod and the fifth highest in MIAA history.



14	at Southwest Baptist	6
0	Pittsburg State	21
23	at Missouri Western	35
94	POINTS	304

1992: 2-8-0 Coach • Dennis Caryl

15	at Southwest Missouri	66
8	at Truman	42
21	Northwest Missouri	22
14	at Missouri Southern	44
18	Emporia State	25
13	Central Missouri	10
21	at Missouri-Rolla	26
21	Southwest Baptist	17
29	at Pittsburg State	48
17	Missouri Western	41
177	POINTS	341

1993: 0-10-0 Coaches Dennis Caryl (0-8) Andy Williams (0-2)

14	at Southern Illinois	46
14	Missouri-Rolla	38
19	at Central Missouri	41
18	Pittsburg State	55
36	at Northwest Missouri	61
0	Truman	34
10	at Missouri Western	41
21	Missouri Southern	36
19	at Emporia State	37
20	at Southwest Baptist	25
171	POINTS	414

1994: 2-8-0 Coach • Tony DeMeo

16	at Illinois State	47
0	at Missouri-Rolla	19
10	Central Missouri	43
13	at Pittsburg State	62
48	Northwest Missouri	14
31	at Truman	50
28	Missouri Western	60
16	at Missouri Southern	38
7	Emporia State	43
31	Southwest Baptist	14
200	POINTS	390

1995: 4-6-0 Coach • Tony DeMeo

61	McPherson	0
6	at Missouri Western	17
17	Truman	41
24	at Emporia State	25
37	at Central Missouri	21
21	Missouri-Rolla HC	10
37	at Southwest Baptist	20
7	Pittsburg State	31
21	at Northwest Missouri	42
0	Missouri Southern	25
231	POINTS	232

1996: 4-6-0 Coach • Tony DeMeo

6	at Fort Hays State	21
21	Missouri Western	7
21	at Truman	38
35	Emporia State	40
23	Central Missouri	7
45	at Missouri-Rolla	0
24	Southwest Baptist	20
14	at Pittsburg State	43
14	Northwest Missouri	33

31	at Missouri Southern	32
234	POINTS	241

1997: 3-8-0 Coach • Tony DeMeo

17	Augustana SD	20
31	Fort Hays State	14
25	at Southwest Baptist	7
27	Missouri-Rolla	13
14	at Northwest Missouri	17
7	Truman	37
12	at Missouri Western	13
14	Missouri Southern	17
35	at Emporia State	64
14	at Central Missouri	20
11	Pittsburg State	40
207	POINTS	263

1998: 4-7-0 Coach • Tony DeMeo

9	Wisconsin-River Falls	6
12	at Fort Hays State	24
20	Southwest Baptist	26
24	at Missouri-Rolla	7
31	Northwest Missouri	38
28	at Truman	38
35	Missouri Western	27
49	at Missouri Southern	37
27	Emporia State	35
0	Central Missouri	37
12	at Pittsburg State	72
247	POINTS	347

1999: 6-5-0 Coach • Tony DeMeo

24	at Wis-LaCrosse	21
17	Fort Hays State	14

35	Missouri Southern	28	28	at Pittsburg State	31
10	at Missouri Western	35	21	Northwest Missouri	63
18	Central Missouri	32	42	at Truman	45
53	Missouri-Rolla	18	21	Emporia State	35
36	at Southwest Baptist	0	347	POINTS	309
8	Pittsburg State	27			
10	at Northwest Missouri	35			
52	Truman	18			
20	at Emporia State	45			
283	POINTS	280			

2000: 5-6-0 Coach • Tony DeMeo

26	Wis-LaCrosse	6	18	Wis-LaCrosse	37
63	Lincoln	21	31	Lincoln	20
24	at Missouri Southern	22	21	at Pittsburg State	51
13	Missouri Western	23	29	Missouri Southern	28
17	at Central Missouri	28	17	at Northwest Missouri	52
34	at Missouri-Rolla	14	26	Truman	27
58	Southwest Baptist	21	34	Central Missouri	58
			6	at Missouri Western	27
			19	at Emporia State	38
			42	Missouri-Rolla	14
			20	Southwest Baptist	48
			263	POINTS	400

2001: 3-8-0

Coach • Tony DeMeo

Ichabods' long-range schedule MIAA Games listed only

2003

9/20	at Emporia State
9/27	Truman State
10/4	at Northwest Missouri
10/11	Pittsburg State
10/18	at Southwest Baptist
10/25	Missouri-Rolla
11/1	Central Missouri
11/8	at Missouri Western
11/15	Missouri Southern

2008

9/20	at Missouri-Rolla
9/27	at Central Missouri
10/4	Missouri Western
10/11	at Missouri Southern
10/18	Emporia State
10/25	at Truman State
11/1	Northwest Missouri
11/8	at Pittsburg State
11/15	Southwest Baptist

2004

9/18	Emporia State
9/25	at Truman State
10/2	Northwest Missouri
10/9	at Pittsburg State
10/16	Southwest Baptist
10/23	at Missouri-Rolla
10/30	at Central Missouri
11/6	Missouri Western
11/13	at Missouri Southern

2009

9/19	Missouri Southern
9/26	at Missouri Western
10/3	Central Missouri
10/10	Missouri-Rolla
10/17	at Southwest Baptist
10/24	Pittsburg State
10/31	at Northwest Missouri
11/7	Truman State
11/14	at Emporia State

2005

9/17	Central Missouri
9/24	Missouri-Rolla
10/1	at Southwest Baptist
10/8	Pittsburg State
10/15	at Northwest Missouri
10/22	Truman State
10/29	at Emporia State
11/5	Missouri Southern
11/12	at Missouri Western

2010

9/18	at Missouri Southern
9/25	Missouri Western
10/2	at Central Missouri
10/9	at Missouri-Rolla
10/16	Southwest Baptist
10/23	at Pittsburg State
10/30	Northwest Missouri
11/6	at Truman State
11/13	Emporia State

2006

9/16	at Central Missouri
9/23	at Missouri-Rolla
10/1	Southwest Baptist
10/8	at Pittsburg State
10/15	Northwest Missouri
10/22	at Truman State
10/29	Emporia State
11/5	at Missouri Southern
11/12	Missouri Western

2011

9/17	at Southwest Baptist
9/24	Pittsburg State
10/1	at Northwest Missouri
10/8	Truman State
10/15	at Emporia State
10/22	Missouri Southern
10/29	at Missouri Western
11/5	Central Missouri
11/12	Missouri-Rolla

2007

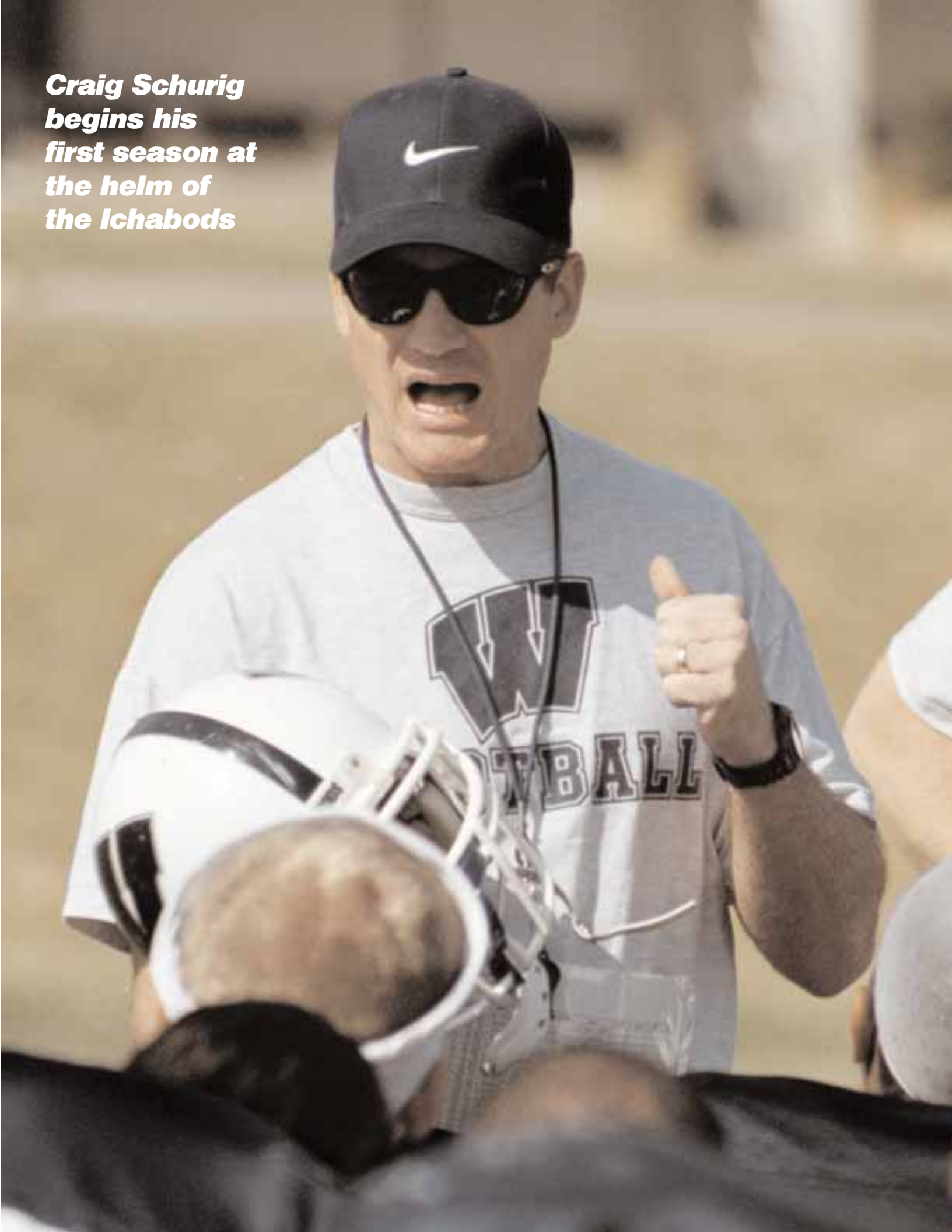
9/15	Missouri-Rolla
9/22	Central Missouri
9/29	at Missouri Western
10/6	Missouri Southern
10/13	at Emporia State
10/20	Truman State
10/27	at Northwest Missouri
11/3	Pittsburg State
11/10	at Southwest Baptist

2012

9/15	Southwest Baptist
9/22	at Pittsburg State
9/29	Northwest Missouri
10/6	at Truman State
10/13	Emporia State
10/20	at Missouri Southern
10/27	Missouri Western
11/3	at Central Missouri
11/10	at Missouri-Rolla



***Craig Schurig
begins his
first season at
the helm of
the Ichabods***





Craig Schurig
Head Coach

Bod Bits

Coaching Experience

- Pittsburg State
Defensive Backs
and Punt team
coordinator
(1996-2001)
- Pittsburg State
Tight Ends
(1993-95)
- Colorado School
of Mines
Running Backs
(1992)

Playing Experience

- Colorado School
of Mines
Defensive Back

A new era in Washburn football began as Craig Schurig was named head coach of the Ichabod football program on Dec. 28, 2001.

Coaching for nearly a decade in a winning program, Schurig has brought the knowledge of success, a winning attitude and a new intensity to the Ichabod football program.

Schurig spent nine seasons as a member of Pittsburg State's coaching staff. While at Pitt State, Schurig coached 10 All-MIAA players and four All-Americans.

His last duties on the Gorillas' coaching staff was directing the defensive backs for six seasons in Pittsburg. While coaching the defensive backs, Schurig also spent six seasons as the punt team coordinator.

Prior to working with the defensive backs, he worked three seasons with the Gorillas' tight ends.

While on the Gorillas coaching staff,



Schurig was a part of an NCAA national finalist squad in 1995, four MIAA Championship teams and eight NCAA Division II playoff teams. He helped guide one of the top defenses in Division II including the top-ranked defensive squad in 1999.

Before arriving at Pittsburg State, Schurig spent the 1992 season as a volunteer assistant coach at his alma mater, Colorado School of Mines joining the Gorillas in 1993.

Schurig, a Willingboro, N.J., native, was a four-year letterman as a defensive back at Colorado Mines and was selected team captain as a senior. He earned second-team All-Rocky Mountain Athletic Conference honors as a senior. He graduated in 1987 with a bachelor's degree in petroleum engineering.

Schurig earned a master's degree in physical education at Pittsburg State in 1996. Craig and his wife, Louisa, have a daughter, Samantha, and two sons, Mitchell and Michael.



The Schurig's

Louisa, Mitchell,
Samantha,
Michael
and Craig.


***What others are
saying about
Craig Schurig***

*"Craig is a very bright
young coach, and
extremely hard worker.
He played a key role in
our success at Pitt State,
and I know he'll
continue to be
successful in the
coaching profession."*

Chuck Broyles
Head Coach
Pittsburg State
University

*"Having Coach Schurig
as a coach for four years,
the knowledge and
encouragement I
received as a player
helped me and the rest
of our team
become the best year in
and year out. I know
that in time, he is going
to make Washburn one
of the best as well."*

Brian Moorman
Punter
Buffalo Bills
Pittsburg State (95-98)



WASHBURN
Ichabod Football



Brian Miller **Offensive** **Coordinator**

Brian Miller begins his first season as the Ichabods' offensive coordinator.

Miller, a native of Golden, Colo., was the offensive coordinator at Minnesota-Crookston since 1996.

Miller spent five seasons as the offensive coordinator with the Golden Eagles.

Prior to coming to UMC, Miller coached for the Northern State Wolves, where he was special teams coordinator, and coached defensive line and running backs, each for a season.

Coach Miller graduated in 1989 with a BA from Hastings College in Nebraska, and a MS from St. Cloud State. He and his wife Michelle reside in

Topeka with their two sons: Matt and Alex, and daughter Bailey.

Bod Bits

Playing Experience

- Hastings College Linebacker

Coaching Experience

- Minnesota-Crookston offensive coordinator (1996-2001)
- Northern State special teams coordinator/defensive line/running backs (1995)
- St. Cloud State running backs (1993-94)



Chris Brown **Defensive** **Coordinator**

Chris Brown is in his first season as the Ichabods' defensive coordinator after spending the past four seasons at his high school alma mater, Liberal High School. His last season, he was the defensive coordinator and he spent the previous three as the linebackers' coach. While at LHS, the Redskins compiled a 37-5 record.

Brown, a native of Liberal, Kan., is a 1997 graduate of Pittsburg State University

where he recorded 470 tackles in 43 starts in his career at free safety. He is one of only three Gorillas to earn all-American honors three times. He was an unanimous first team all-American selection his senior season and was named the CNN Division II National Player of the Year in 1995. In the championship game as a freshman he recorded a record 21 tackles against Jacksonville State. He was also named to the NCAA Quarter Century Team from all players from 1975 to 1999 at free safety.

His senior season the Gorillas were second in the nation in scoring defense allowing 10.9 ppg, fifth in rushing defense 67.5 and sixth in total defense 239.6 per game. He also took part in the 1992 Kansas Shrine Bowl.

He and his wife, Daphne, live in Topeka with their children, Hunter and Hayden.



Bod Bits

Playing Experience

- Pittsburg State Free Safety

Coaching Experience

- Liberal High School defensive coordinator (1998-2001)



Rob Robinson **Wide Receivers/ Recruiting Coordinator**

Rob Robinson begins his first season on the Ichabod coaching staff. He will direct Washburn's wide receivers.

Robinson spent one season at Pittsburg State as a graduate assistant coaching the defensive backs with Ichabod head coach Craig Schurig.

Robinson is a 2000 graduate from William Jewell College in Liberty, Mo. He was a four-year letterman for

Cardinals at fullback, playing on special teams as well.

He was named the 1997 and 1998 Special Teams Player of the year and was an all-conference selection his junior season. As a senior he was named to the Player's Council and was a third team all-HAAC selection.

The Trenton, Mo., native and his wife Karen were married June 16, 2001.



Bod Bits

Playing Experience

- William Jewell
Fullback

Coaching Experience

- Pittsburg State
defensive back
graduate assistant
(2001)



David Trupp **Defensive Line/ Strength and Conditioning**

David Trupp, C.S.C.S. is beginning his first season as the Ichabods' defensive line coach and the strength and conditioning coordinator.

Trupp, spent the 2001 season as the defensive coordinator and offensive line coach at Monett (Mo.) High School.

From 1996 to December 1998, Trupp was the defensive line coach and off-season strength and conditioning supervisor while completing his Master's Degree at Pitt State.

Trupp received his teaching certificate in 1992 from Washburn after completing his Bachelor of Science degree from Baker University. He was

also a member of the Nebraska Cornhusker's football team from 1986 to 1987 before transferring to Baker.

He also coached at Washburn Rural High School, Topeka High School and Hayden High School. He played high school football at Washburn Rural High School.

Trupp and his wife Jean are expecting their first child in September.

Bod Bits

Playing Experience

- Nebraska/Baker
Linebacker

Coaching Experience

- Monett (Mo.)
High School
defensive
coordinator
(2001)
- Pittsburg State
defensive line and
offseason strength
and conditioning
coordinator
(1996-1998)
- Washburn Rural,
Topeka and
Hayden High
Schools





Cooper Harris Linebackers

Cooper Harris joins the Ichabods after one season as graduate assistant for 2001 NCAA Division II Champion North Dakota Fighting Sioux. He joined the Ichabod coaching staff on July 3, 2002.

He will coach the Ichabod linebacking corps.

In 2000, Harris served as defensive coordinator at William Aberhart High School in Calgary, Alberta. He helped coach the team to a city championship.

Harris played in the Canadian Football League from 1995-2000 for Toronto and Hamilton. He was a linebacker, special teams captain and special teams MVP in 1998 for Hamilton and was a member of Grey Cup championship teams in Hamilton (1999)

and Toronto (1996).

A native of Calgary, Alberta, Harris graduated from Pittsburg State in 1995 with a bachelor's degree in physical education and is working on his Master's in Kinesiology with an emphasis in sports psychology at North Dakota.

Harris played for the Gorillas from 1992-1994, earning second team all-conference honors in 1993 and first team all-conference honors in 1994.

As a senior, Harris was a team captain and most valuable defensive player at inside linebacker.

At Pitt State, Harris recorded 241 tackles in 31 games, which ranks eighth on the Gorillas' all-time tackles chart. He recorded 17 in the 1992 NCAA Championship game against Jacksonville State.

Before transferring to Pittsburg State, Harris was an honorable mention all-America and first team all-conference choice at Independence Community College. He was also the team captain and chosen as the team's Most Valuable Player.

Cooper's father Wayne is in the Canadian Football League's Hall of Fame.

Bod Bits

Playing Experience

- Pittsburg State Linebacker
- Toronto/Hamilton Canadian Football League

Coaching Experience

- North Dakota Tight Ends graduate assistant (2001)
- William Aberhart High School, Calgary, Alberta Defensive Coordinator (2000)

Washburn Assistant Coaches 1961-present

Bill Bachman 1983-84
Dennis Bean 1974-78
Duke Benz 1967-68
Travis Boulware 1985-86

Chris Brown 2002-pr

Dennis Caryl 1985-89
Mark Clark 1982
Bill Danenhauer 1985-89
Charlie Dieker 1984
Dave DiMaggio 1984
Larry Elliott 1966-73, 1983-84
Mark Elliott 1985
Ray Glaze 1962

Cooper Harris 2002-pr

John Harting 1963
Ron Heck 1964-65
Keith Herlting 1983-84
Jake Hunter 2001
Glenn Jagodzinske 1981-82
Clay Johnson 1971-77
Bob Jones 1965
Jack Keelan 1962
B.D. Kennedy 1991-2001
Gary Kershner 1964
Brian Kramer 1985
Keita Malloy 2001
Marion McDonald 1962-63
Mike McGraw 1979-81, 1984
Jerry McMillan 1990

Brian Miller 2002-pr

Dale Neely 1962-63
Bob Noblitt 1969-70
David Noblitt 1971-74
Rance Olison 1983-84
Dale Perine 1991-2000
Todd Rundle 1996-97
Phil Ramsey 1964-65

Robbie Robinson 2002-pr

Mike Rutherford 1984
Tim Saylor 1966
Mike Schartz 1998-2000
Leon Shelinbarger 1964
Norman Short 1962-63
Ralph Smith 1963
Jim Steele 1985
John Strollo 1983
Scott Swofford 1979-80
Terry Szucs 1981-82
Fred Thompson 1964
Rodger Tiesing 1973

David Trupp 2002-pr

Max VanLaningham 1978
Mike Waldie 2001
Steve Walter 1985-95
Andy Williams 1990-2000

GRADUATE ASSISTANTS

Preston Taylor



Preston Taylor is starting his first season as a graduate assistant for the Ichabods working as a student assistant after a three-year playing career for the Ichabods. He graduated in December 2001 with his degree in physical education and is currently working on his master's degree in education administration. Taylor will coach the tight ends.

In his playing career, Taylor was a versatile member of the Ichabods offense last season playing quarterback, running back and wide receiver. As a senior, Taylor passed for a touchdown and had a rushing touchdown. He finished the season with 59 yards passing completing 5 of 13 attempts and one touchdown. He rushed for 115 yards on 22 carries averaging 5.2 per touch.

Taylor is from Medicine Lodge, Kan.

Travis Stepps



Former Pittsburg State defensive back Travis Stepps starts his first season as a graduate assistant on the Ichabod coaching staff. He will work with the defensive backs for the Ichabods.

As a senior, he led the MIAA in passes defended with 15 pass break-ups and three interceptions while recording 42 tackles en route to second team All-American pick for the second time in his career gaining first team All-MIAA honors.

He was also an All-American selection his junior season after recording 45 tackles and received MIAA Player of the Week honors twice. His sophomore and freshman campaigns, Stepps received honorable mention accolades.

Stepps, a Fort Scott, Kan., native, is a 1997 graduate of Fort Scott High where he earned first team Class 4A All-State honors for the state-champions and participated in the 1997 Kansas Shrine Bowl.

The Story Behind Mr. Ichabod

The name "Ichabod" was derived from the first name of Ichabod Washburn, an early benefactor of the university. Ichabod Washburn was born in Kingston, Mass., on Aug. 11, 1798.

In 1831, he began what was his life work - and the pride of Worchester, Mass., - when he essayed the drawing of wire. He was co-founder of Washburn and Moen Manufacturing (later American Steel and Wire).

His own lack of formal education made him acutely aware of its importance. When approached by the residents of Topeka to help save the ailing Lincoln College, Ichabod Washburn responded with a \$25,000 gift. In May, 1869, Lincoln College was renamed Washburn College in recognition of his outstanding contribution.

Until 1938, there was no graphic representation or any particular characteristics associated with the mascot. During the

1937-38 school year, the editors of the KAW yearbook decided that such items were important to the university and began to accept suggestions for a design of Mr. Ichabod. The adopted design was drawn by Bradbury Thompson (BA '34).

The following explanatory material accompanied the first representation of an Ichabod in the KAW: "He has

courage and enthusiasm as shown by his brisk walk. He is democratic and courteous,

for he tips his hat as he passes. Sincere in

his search for

truth and

knowledge, he

studiously carries

a book under

his arm. His friendly smile

makes you like him. He is


neatly dressed and he fits

well into his generation ...

but adopts himself with equal

ease to any change in

life.







Head Coach:

Craig Schurig

Assistant Coaches:

Brian Miller
Chris Brown
David Trupp
Rob Robinson
Cooper Harris

Graduate Assistants:

Travis Stepps
Preston Taylor

Breakdown By Class:

Seniors13
Juniors22
Sophomores14
Redshirt Freshmen11
Freshmen38
Total98
2002 Captains:

Michael Kitchener . JR, DT
Larry SchembriSO, LB
Tyler SchuermanJR, QB
Eric TaylorJR, DE
Tim WattsJR, OL

Breakdown By State:

Kansas55
Texas22
Missouri10
Florida5
Nebraska3
Indiana1
Pennsylvania1
Oklahoma1

Team Superlatives:
Tallest
Pat Mack6-5
Ryan Clary6-5
Cory Tinklin6-5
Jim Holland6-5
Chad Gordon6-4
Justin Thompson6-4
Brian Good6-4
Grant Gould6-4
Tim Watts6-4
Matt Durler6-4
Shortest
Bret Dubert5-7
Marcus Miller5-7
Joe Allison5-8
Bobby Nelson5-8
Chris Huelsman5-8
Heaviest
Pepé Hernandez305
John McKinley300
Nick Smith295
Eric Tatum290
Jermaine Smith285
Lightest
Marcus Miller150
Mark Jackson160
Marquetis Burgess165
Darold Smith170

Numerical Roster

NO.	NAME	POS	HT	WT	CL	CITY, STATE/PREVIOUS SCHOOL
1	Corey Crain**	DB	6-0	205	SR	Irving, Texas/Nimitz HS
2	DaWight Benning	WR	6-1	220	JR	Houston, Texas/University of Oklahoma
3	Andre Zandevakili*	RB	5-9	185	SO	Garland, Texas/Berkner HS
4	Taurence Minikwu	LB	5-11	205	FR	Miami, Fla./Hialeah-Miami Lakes HS
5	Darold Smith	DB	5-9	170	JR	Galveston, Texas/Ball HS
6	Trent Hearn	RB	6-1	190	FR	Lancaster, Texas/Lancaster HS
7	Cason Lehman	QB	6-1	210	FRRS	McPherson, Kan./McPherson HS
8	Avery Smith	DB	5-9	190	FRRS	Newton, Kan./Newton HS
9	Joshua Coval	QB	5-10	175	SO	Dodge City, Kan./Dodge City CC
10	Jeff Wimpy*	DB	6-1	195	SR	Tulsa, Okla./Bethany College
11	Joe Corcoran*	DB	6-0	195	SO	Lecompton, Kan./Perry-Lecompton HS
12	Dustin Hickel*	QB	6-1	200	SO	Clafin, Kan./Clafin HS
13	Joe Allison	FB	5-8	210	JR	Leavenworth, Kan./Benedictine College
14	Blake Meyer*	DB	6-3	180	SO	Mayetta, Kan./Royal Valley HS
15	Aaron DeKosky	K	6-0	185	FR	Overland Park, Kan./Blue Valley Northwest HS
16	Tyler Schuerman**	QB	6-3	220	JR	Riverview, Fla./East Bay HS
17	Kyle Fowler**	WR	6-0	180	SR	Medicine Lodge, Kan./Medicine Lodge HS
18	Chris Brown	RB	5-10	185	FR	Kansas City, Mo./North Kansas City HS
19	Marquetis Burgess	WR	5-10	165	FR	West Palm Beach, Fla./Palm Beach Lakes CHS
20	Bobby Nelson	DB	5-8	175	FR	DeSoto, Texas/DeSoto HS
21	Mark Jackson	DB	5-10	160	FRRS	Houston, Texas/Stephen F. Austin HS
22	Darryl Humphrey*	RB	5-10	215	JR	Needville, Texas/Needville HS
23	Brett Sharp	DB	6-1	185	FR	Kansas City, Mo./Park Hill South HS
24	Henry Talley III	DB	6-0	180	FR	Kansas City, Mo./Park Hill South HS
25	Patrick Hayes***	DB	5-9	190	SR	Winfield, Kan./Winfield HS
26	Bret Dubbert	RB	5-7	175	FR	Overland Park, Kan./Blue Valley Northwest HS
27	David Tomassi	DB	5-11	180	SR	Mishawaka, Ind./Ottawa University
28	Al DeLeon	RB	5-11	205	FRRS	Damon, Texas/Needville HS
29	John Hoytal*	LB	6-3	225	SO	Topeka, Kan./Hayden HS
30	Rawshawn Bland	FB	5-10	230	FRRS	Lewisville, Texas/Lewisville HS
31	Chris McCann	RB	5-9	180	FR	Liberal, Kan./Liberal HS
32	Jake Lawrence	RB	6-0	215	JR	Lawrence, Kan./Butler County CC
33	Brian Peel*	LB	5-10	210	JR	Topeka, Kan./Shawnee Heights HS
34	Brooks Myers	DB	6-0	190	JR	Topeka, Kan./Coffeyville CC
35	Chris Simmons**	DB	6-3	195	JR	Lancaster, Texas/Lancaster HS
36	Grant Gould	LB	6-4	205	FR	Topeka, Kan./Highland Park HS
37	Reggie Jones***	RB	5-11	220	SR	DeSoto, Texas/DeSoto HS
38	Forrest Williams	LB	6-1	190	SO	Dallas, Texas/Ottawa University
39	Steve Toth	DB	5-11	170	FR	Kansas City, Mo./Park Hill South HS
40	Morgan Dewey	LB	5-10	220	JR	Topeka, Kan./Fort Scott CC
41	Ray Glaze	WR	5-10	205	FRRS	Topeka, Kan./Washburn Rural HS
42	Travis Smith**	FB	6-0	235	JR	Tivy, Texas./Kerville HS
43	Kip Kraisinger*	FB	6-0	195	SO	Clafin, Kan./Clafin HS
44	Jonathan Mayes***	DT	5-11	245	SR	Carbondale, Kan./Santa Fe Trail HS
45	Chris Huelsman*	WR	5-8	185	JR	Wichita, Kan./Western State (Colo.)
46	Joseph Leiker	DB	5-11	190	FR	Topeka, Kan./Hayden HS
47	Eric Roth**	P	6-3	210	SR	Paxico, Kan./Alma-Wabaunsee HS
48	Terrell Cobb	LB	5-11	215	FR	Boynton Beach, Fla./Butler County CC
49	Clayton Otwell*	LB	6-2	220	JR	Onaga, Kan./Onaga HS
50	Jason Ross**	LB	6-1	220	JR	Silver Lake, Kan./Silver Lake HS
51	Dan Egermayer	LB	6-2	240	SO	Omaha, Neb./Mississippi University
52	Kevin Pierce*	OL	6-3	270	JR	Topeka, Kan./Butler County CC
53	Marlon Montgomery	LB	6-1	190	FR	Raytown, Mo./Raytown HS
54	Tim Watts**	OL	6-4	270	JR	Topeka, Kan./Hayden HS
55	Matt Durler*	OL	6-4	250	SO	Dodge City, Kan./Dodge City HS
56	Zac Clifton	LB	6-1	225	FR	Liberal, Kan./Liberal HS
57	Phil Woodruff	P	6-2	190	FR	Wamego, Kan./Rock Creek HS
58	Shawn Kuszak	LB	6-0	200	JR	Topeka, Kan./Butler County CC
59	Mike Schroeger	OL	5-10	245	FRRS	Shawnee, Kan./Shawnee Mission Northwest HS
60	Chris Lochwood	LB	6-1	230	FR	Topeka, Kan./Seaman HS

62	Jermaine Smith	OL	6-1	285	SR	Kansas City, Mo./Raytown South HS
63	Nicholas Nyp	LB	5-11	190	FR	Wichita, Kan./Valley Center HS
64	Andy Terhune	K	6-1	180	FR	Maple Hill, Kan./St. Mary's HS
65	Pat Mack	OL	6-5	220	FR	Omaha, Neb./Millard North HS
66	Adam Azeltine	P	6-0	170	FR	Overland Park, Kan./Blue Valley HS
67	Derek Young***	OL	6-6	250	SR	Kansas City, Mo./Raytown HS
68	Ben Meyer	DE	5-11	205	FR	Topeka, Kan./Washburn Rural HS
69	Chad Gordon***	DT	6-4	270	SR	Independence, Mo./Truman HS
70	Ryan Clary	OL	6-5	250	FR	Valley Center, Kan./Valley Center HS
71	Adam Toby*	OL	6-1	265	SO	Centralia, Kan./Centralia HS
72	Nick Smith*	OL	6-3	295	SO	Allen, Texas/Allen HS
73	John McKinley	OL	6-0	300	JR	Axtell, Kan./Coffeyville CC
74	Justin Thompson	OL	6-4	265	FR	Raytown, Mo./Raytown HS
75	Pepé Hernandez	DL	5-11	305	SO	Richardson, Texas/Berkner HS
76	Brian Good	DE	6-4	210	FR	Salina, Kan./Salina South HS
77	Jim Holland	OL	6-5	240	FR	Pittsburg, Kan./Pittsburg HS
78	Eric Tatum**	OL	6-0	290	JR	Lancaster, Texas/Lancaster HS
79	Ben Thursby	OL	6-1	270	FRRS	Auburn, Neb./Humboldt HS
80	Zac Nally	WR	6-2	190	SR	Parsons, Kan./Parsons HS
81	Jerrell Pfannenstiel	WR	6-0	185	FR	Garden City, Kan./Garden City HS
82	Marcus Miller	WR	5-7	150	FR	Topeka, Kan./Shawnee Heights HS
83	Sam Sissom	WR	5-11	185	FR	Kansas City, Mo./Winnetonka HS
84	Jeff Scott	TE	6-3	200	FR	Lenexa, Kan./Shawnee Mission West HS
85	Mike Odupitan	WR	6-0	175	FR	Lake Worth, Fla./Lake Worth HS
86	J.R. Phillips	WR	5-10	170	FRRS	Wichita, Kan./Wichita West HS
87	John Chandler	TE	6-2	200	FR	Hiawatha, Kan./Hiawatha HS
88	Zeb Austin	TE	6-2	200	FR	Liberal, Kan./Liberal HS
89	Jacob Barth	TE	6-2	235	JR	Manhattan, Kan./Manhattan HS
90	Cory Tinklin	DE	6-5	235	FR	Sabetha, Kan./Sabetha HS
91	Bryce Kelley	DT	6-2	275	SO	Flowermound, Texas/University of Tulsa
92	Kyle Kabriel	DE	5-11	235	FR	Wamego, Kan./Garden City CC
93	Larry Schembri*	LB	6-1	240	SO	Flowermound, Texas/Marcus HS
94	John Drowns	DE	6-3	205	FR	Kansas City, Mo./Park Hill South HS
95	Leonard Army	DT	5-11	275	FRRS	Houston, Texas/Eisenhower HS
96	Eric Taylor**	DE	6-1	240	JR	Richardson, Texas/Berkner HS
97	Adam Griess	DE	6-1	220	FR	Overland Park, Kan./Blue Valley North HS
98	Rolly Gonzales**	DT	6-2	270	SR	Harlingen, Texas/Harlingen HS
99	Michael Kitchener*	DE	6-0	245	JR	Allentown, Pa./Stephen F. Austin HS

In-Season Birthdays:**Sept date/year**

Andre Zandevakili . . . 2/81
 Henry Talley III 4/83
 Sam Sisson 5/83
 Jeff Scott 7/83
 Darryl Humphrey . . . 10/81
 Trenton Hearn 11/84
 Ben Meyer 12/83
 Reggie Jones 17/79
 Zac Nally 18/79
 Cason Lehman 19/82
 Kip Kraisinger 22/81
 Brian Peel 25/80
 Kyle Fowler 29/79
 John Drowns 29/83

Oct. date/year

Joe Corcoran 3/81
 Dustin Hickel 5/81
 John Hoytal 8/81
 Grant Gould 15/83
 Adam Toby 27/81
 Marquetis Burgess . . 29/82

Nov date/year

John Chandler 3/81
 Nick Smith 11/81
 Pat Mack 11/83

Alphabetical Roster

13 Joe Allison FB	26 Bret Dubbert RB	39 Kyle Kabriel DE	52 Bobby Nelson DB	72 Nick Smith* OL
95 Leonard Army DT	55 Matt Durler* OL	91 Bryce Kelley DT	63 Nicholas Nyp LB	42 Travis Smith** FB
88 Zeb Austin TE	61 Dan Egernmayer LB	99 Michael Kitchener* DE	85 Mike Odupitan WR	24 Henry Talley III DB
66 Adam Azeltine P	17 Kyle Fowler** WR	43 Kip Kraisinger* FB	49 Clayton Ottwell* LB	78 Eric Tatum** OL
89 Jacob Barth TE	41 Ray Glaze WR	58 Shawn Kuszak LB	33 Brian Peel* LB	96 Eric Taylor** DE
2 DaWight Benning WR	98 Rolly Gonzales** DT	32 Jake Lawrence RB	81 Jerrell Pfannenstiel WR	64 Andy Terhune K
30 Rawshawn Bland FB	76 Brian Good DE	7 Cason Lehman QB	86 J.R. Phillips WR	74 Justin Thompson OL
18 Chris Brown RB	69 Chad Gordon*** DT	46 Joseph Leiker DB	52 Kevin Pierce* OL	79 Ben Thursby OL
19 Marquetis Burgess WR	36 Grant Gould LB	60 Chris Lochwood LB	50 Jason Ross** LB	90 Cory Tinklin DE
87 John Chandler TE	97 Adam Griess DE	65 Pat Mack OL	47 Eric Roth** P	71 Adam Toby* OL
70 Ryan Clary OL	25 Patrick Hayes*** DB	44 Jonathan Mayes*** DT	84 Jeff Scott TE	27 David Tomassi DB
56 Zac Clifton LB	6 Trent Hearn RB	31 Chris McCann RB	93 Larry Schembri* LB	39 Steve Toth DB
48 Terrell Cobb LB	75 Pepé Hernandez DL	73 John McKinley OL	59 Mike Schroeger OL	54 Tim Watts** OL
11 Joe Corcoran* DB	12 Dustin Hickel* QB	68 Ben Meyer DE	16 Tyler Schuerman** QB	38 Forrest Williams LB
9 Joshua Coval QB	77 Jim Holland OL	14 Blake Meyer* DB	23 Brett Sharp DB	10 Jeff Wimpy* DB
1 Corey Crain** DB	29 John Hoytal* LB	82 Marcus Miller WR	83 Sam Sisson WR	57 Phil Woodruff P
15 Aaron DeKosky K	45 Chris Huelsman* WR	4 Taurence Minikwu LB	35 Chris Simmons** DB	67 Derek Young*** OL
28 Al DeLeon RB	22 Darryl Humphrey* RB	53 Marlon Montgomery LB	8 Avery Smith DB	3 Andre Zandevakili* RB
40 Morgan Dewey LB	21 Mark Jackson DB	34 Brooks Myers DB	5 Darold Smith DB	
94 John Drowns DE	37 Reggie Jones*** RB	80 Zac Nally WR	62 Jermaine Smith OL	

Pronunciation Guide

Joe Corcoran CORK-or-an
 Dan Egernmayer Egg-er-mayor
 Kip Kraisinger KRAY-singer
 Cason Lehman Lay-man
 Joseph Leiker Like-er

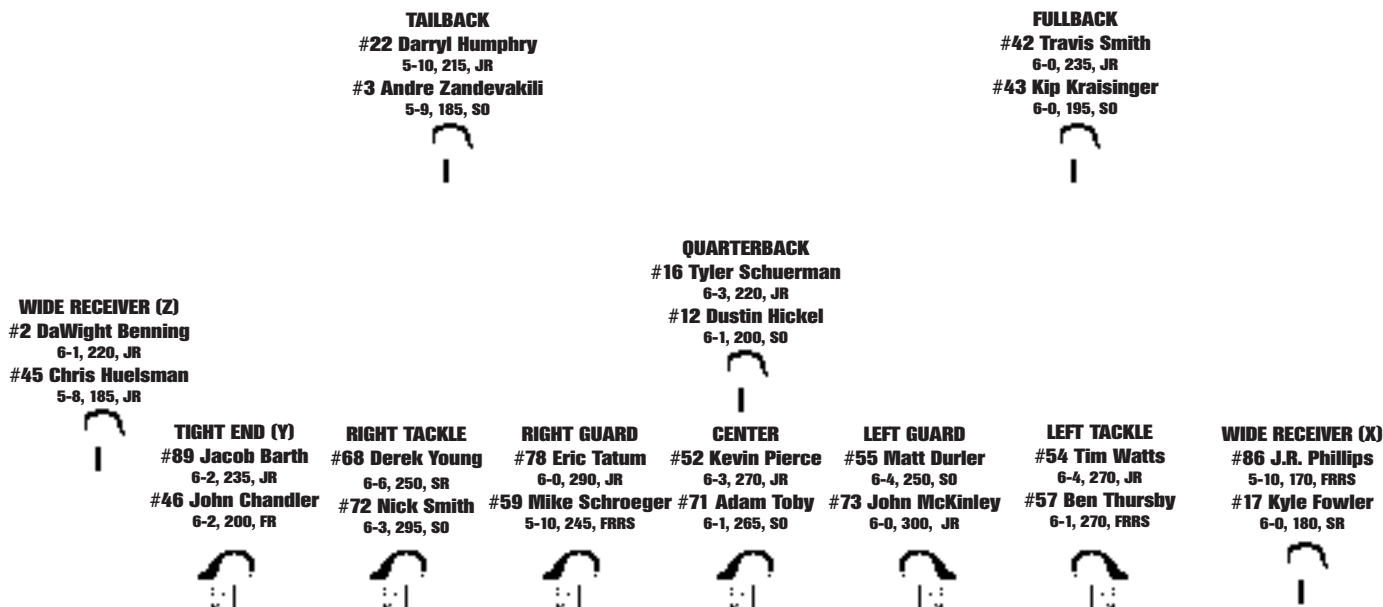
Taurence Minikwu Tear-ance Min-i-coo
 Nicholas Nyp Neep
 Mike Odupitan Oh-doop-i-tan
 Jerrell Pfannenstiel Fan-in-steal
 Larry Schembri SKIM-bri

Mike Schroeger SCHRAY-ger
 Andy Terhune Tear-hue-n
 David Tomassi tow-MAS-i
 Andre Zandevakili zan-DEV-a-key-lee




Washburn Offense

Multiple/Pro-set



Washburn Defense

4-4



Note: Two-deep as of June 26, 2002

SPECIALISTS

PLACEKICKER
 #15 Aaron DeKosky
 6-0, 185, FR

HOLDER
 #12 Dustin Hickel
 6-1, 200, SO

PUNTER
 #47 Eric Roth
 6-3, 210, SR

DEEP SNAPPER
 #93 Larry Schembri
 6-1, 240, SO

PUNT RETURN
 #45 Chris Huelsman
 5-8, 185, JR
 #25 Patrick Hayes
 5-9, 170, SR

KICKOFF RETURN
 #45 Chris Huelsman
 5-8, 185, JR
 #86 J.R. Phillips
 5-10, 170, FRRS

By Gene Cassell
Washburn Sports Information Director

A New, Blue Attitude

TOPEKA - New. That three-letter word is going to be heard a lot around the Washburn Ichabod football team this season. A new offense, a new defense, a new coaching staff, a new stadium and a new attitude.

Craig Schurig takes over the reigns of the Ichabod football program after spending nine seasons as Pittsburg State's defensive back coach. He brings to the Ichabods a new intensity and a blueprint of success from a winning tradition to Washburn.

"We want to restore a strong work ethic in the offseason as well as during the season," Schurig said. "We've been pushing hard for big improvements in strength and conditioning that will help us be more physical. It's our belief that after you install a solid work ethic to be successful in this conference you have to make it a year-long commitment."

The Offense

The offense is undergoing a major overhaul with a new Pro-Set/West Coast offense being installed under new offensive coordinator Brian Miller. However it will have a couple of wrinkles that look the same as in seasons past. Last season's offense finished seventh in the MIAA in scoring putting up 23.9 points per game and nearly 400 yards of offense a game finishing sixth in the conference.

"Our offense is not going to be a triple-option base as in the past," Schurig said. "It's going to be more of a pro-style offense, but we will continue to use an option game in our running attack. This past spring we were able to install about three-fourths of our offense, so there will be a learning curve at the start of two-a-days."

The Ichabods were second in the MIAA in rush offense averaging more than 200 yards per game.

Quarterbacks

The Ichabods return both junior captain Tyler Schuerman and sophomore Dustin Hickel. Redshirt freshman Cason Lehman will also be in the mix as well.

"We have good experience and depth returning at quarterback," Schurig said. "Tyler is returning and we look for him to have a great season. Dustin picked up valuable experience last season and he is one of the best athletes on the team. Cason is also a very capable backup and he is very athletic. He played some safety in the spring."

Schuerman (left), the 2000 MIAA Freshman of the Year, looks to rebound after playing parts of only parts of eight games. Despite only playing eight games, Schuerman received honorable mention All-MIAA honors after completing 66 of 140 attempts for 1,034 yards

and nine touchdowns. Schuerman also rushed for 477 yards and six touchdowns.

Hickel (right), started four games and passed for 1,008 yards completing 73 of 153 passing attempts. Hickel led the team with 540 yards rushing and five touchdowns including a 68-yard scamper against Central Missouri.

Each quarterback will have to learn the new offense, much of which was installed during spring drills. The offense will have some wrinkles that will look familiar. The new scheme will have sets that will be run out of the option with each quarterback's success out of that set.

Receivers

The Ichabod receiving corps return two of their top five pass catchers from the 2001 campaign. Gone is second team All-MIAA pick Colon McNeal who finished his career fifth on the all-time receiving chart and hauled in 43 receptions for 732 yards and eight touchdowns. Also missing is Chris Whittle who recorded 26 catches for 407 yards and was a go-to receiver on third down.

The top two returners for the Ichabods, juniors Darryl Humphrey and Chris Huelsman, were both successful coming out of the backfield for receptions. Humphrey had 242 yards and Huelsman had 12 catches for 176 yards. Huelsman is moving to the "Z" wide receiver from running back.

"We do not have a lot of experience at wide receiver, but we will have depth," Schurig said. "Huelsman and Kyle Fowler have experience and DaWight Benning along with J.R. Phillips will all see time."

New to the mix is Oklahoma transfer, junior Benning. Also scheduled to join the rotation is redshirt freshman J.R. Phillips. Also, back-up quarterback Hickel could see some time in the rotation in certain sets.

"This offense will give us versatility to throw downfield and use an effective short passing game," Schurig said.

Running Backs

The Ichabods will look build on the success of last season's second place finish in the MIAA rushing race after averaging 204 yards per game. The 'Bods will have to replace Brandon Rainer, the second leading rusher in school history after tallying 2,182 yards while becoming the first Ichabod to rush for more than 30 touchdowns recording 31. He finished third on the all-time scoring chart with 186 points.

Junior Darryl Humphrey rushed for 241 yards on 39 carries averaging 6.2 yards per carry.

"Darryl should be our top tailback," Schurig said. "Zandevakili and Lawrence will give us depth, which will help."

Joining Humphrey is sophomore Andre Zandevakili who rushed for 55 yards on 12 carries and junior transfer Jake Lawrence.

After playing linebacker at Butler County, Lawrence will move back to the offensive side of the ball. At Free State High School in Lawrence, Lawrence rushed 1,267 yards as a senior catching 14 passes for 195 yards recording 20 touchdowns.

At fullback junior Travis Smith carried the ball five times for 47 yards and shined in the spring game carrying the ball four times for 60 yards. Sophomore Kip Kraisinger will also look for time in the rotation as well.

"The offense uses a true fullback, which is something different than in the past," Schurig said. "They will be used primarily as run blockers, but they will carry the ball."

Offensive Line

The Ichabod offensive line will lose All-MIAA pick Anders Grove to graduation and the entire left side of the line will have new faces.

Junior captain Tim Watts (left) will start at left tackle. He is the only returning Ichabod to start every game he played in, 10 in all. With the depth in question, sophomore Matt Durler moved from the defensive line to left guard midway through the 2001 season and is slated to start the season. At center, junior Kevin Pierce will



anchor the center of the line. Junior Eric Tatum started nine games last season on the left side of the line and he will make the jump to right guard. Next to Tatum will be senior Derek Young. Young moved before the start of the 2001 season from the defensive line to the offensive line and played in seven games.

"The first team provides experience and they should work well together as a unit and the backups will provide depth," Schurig said.

The Defense

For the third time in three seasons, the Ichabod defense will have a new scheme and goal No. 1 is focusing on fundamentals and develop a more physical presence on the field.

"We made some good strides toward the end of the spring with more physical play," Schurig said. "But we need to be more consistent in our pass coverage and more physical overall, which will lead to more turnovers."

In 2001, the Ichabods forced 27 turnovers.

New defensive coordinator Chris Brown and the rest of the coaching staff is installing a new 4-4 defense.

"Overall we want to improve our team fundamentals," Schurig said. "And we will want to play a lot of people to keep them intense and playing at a fast pace."

Defensive Line

The Ichabod will be strong on the front four with three starters returning and experienced depth will help the rotations.

Junior captain Eric Taylor is moving from the right side to the left side. Taylor was a second team All-MIAA choice as a freshman after leading the team in sacks. As a sophomore, he recorded 35 tackles and seven for loss. Next to Taylor is senior Rolly Gonzales at defensive tackle. Gonzales recorded 26 tackles last season and six for loss. Junior captain Michael Kitchener (above right) is moving from defensive nose guard to the outside right end position. Kitchener recorded 41 tackles last season including seven for loss.

"We have good experience up front, but we need to improve their conditioning," Schurig said. "In this defensive scheme, the defensive front needs to penetrate and control the line of scrimmage and their gaps."

Seniors Chad Gordon and Jonathan Mayes and junior Clayton Otwell will also see time in the rotation.

Linebackers



The Washburn linebacking corps will rely on strength and speed as they adjust to the new 4-4 scheme.

"In this defense, the linebackers should be in position to lead the team in tackles," Schurig said. "They are very much run oriented."

Sophomore captain Larry Schembri (left) returns for his second season starting at linebacker after his stellar freshman campaign. The 2001 Ichabod Defensive Player of the Year led the 'Bods with 90 tackles, ninth in the MIAA. His 15 tackles for loss for

57 yards led the team and was third in the conference en route to honorable mention All-MIAA accolades.

Junior transfer Morgan Dewey joined the Ichabods before spring drills and moved into the starting Rocky position in the linebackers. At Fort Scott Community College, Dewey led the team in tackles with 88 earning honorable mention All-Jayhawk honors. The Topeka native was an All-I-70 pick as a senior at Topeka West High School.

Sophomore John Hoytal and junior Jason Ross will also see time in the linebacker rotation. Ross was seventh on the team in tackles last season recorded 47 stops, including eight for loss.

Secondary

The Washburn defensive secondary returns four starters, although not everyone started in the backfield.

At free safety, sophomore Joe Corcoran steps back to the secondary



after playing his freshman season at linebacker. Corcoran (left) recorded 65 tackles last season including a season-high and new freshman record 18 against Truman State on Homecoming.

Senior Jeff Wimpy will hold down the Monster position in the linebackers. Wimpy transferred to Washburn before his junior season and recorded 48 tackles. At the Bandit position, junior trans-

fer and Topeka native Brooks Myers joined the Ichabods before the start of spring drills after recording 77 tackles at Coffeyville Community College, 15th in the Jayhawk Conference.

Fellow junior Chris Simmons returns for his third season for the Ichabod defense. Simmons was hampered by shoulder injuries and played in seven games recording 35 tackles and one interception.

The three safeties are the quarterbacks of this defense," Schurig said. "We have returning players in each position and they will be very active against the pass and the run."

Junior cornerback Darold Smith is the only starter at his position from last season returning. He was fourth on the team in tackles with 62 and tied for the team lead with 44 solo stops.

Senior Patrick Hayes, a two-year starter at cornerback will see time on the field, but he is coming off an ACL injury suffered in the Missouri-Rolla game last season. Before the injury Hayes led the Ichabods with seven pass break-ups and three interceptions tallying 56 tackles.

At the other cornerback is senior Corey Crain. Crain moved from running back to defensive back near the end of the season and in his first start against Southwest Baptist in the season finale, Crain picked off a pass, had five solo tackles and a fumble recovery.

Special Teams

The Ichabod special teams units will have experience on both the kickoff and punt squads and return teams.

Senior Eric Roth (left) returns for his fourth season at punter. He started for the Ichabods as true freshman and has racked up more than 5,500 yards in 151 punts during his four-year career. His 38.8 yards per punt last season was his career best.

"Roth is primed for a big year," Schurig said.



The Ichabods will have a new face handling the placekicking duties for the second straight season. Look for freshmen Aaron DeKosky to handle the kicking chores. DeKosky was an all-conference selection at Blue Valley Northwest High School after hitting seven of nine field goal attempts including his longest attempt of 40 yards while connecting on 18 of 20 point after attempts.

The Ichabod return specialists are senior Patrick Hayes, junior Chris Huelsman and redshirt freshman J.R. Phillips. All three will handle kickoff returns and the duo of Hayes and Huelsman will return punts.

Hayes is third on the all-time kickoff return chart with a 23.3 yard average while his 51 returns and 1,189 yards would place him first on the respective charts. Huelsman returned two kickoffs for 49 yards and three punts for 34 yards.

The MIAA

"This conference is one of - if not the best in the nation with Pittsburg State and Northwest Missouri being two of the better teams in the country," Schurig said. "We are wanting to build this program into a top-level program in the MIAA and by installing a more competitive attitude into our players and establish a great work ethic, we can begin to do that."

Final Thoughts

New. There is a lot of new things going on. First the Ichabods want to return to their winning ways and record their first winning season since 1999 and build on that for the future. This is also the final season in Moore Bowl before the stadium undergoes a massive renovation with construction scheduled to begin immediately following the 2002 season.

13 JOE ALLISON**5-8, 210, JUNIOR, FB
LEAVENWORTH, KAN./BENEDICTINE****At Washburn:** Will be in the rotation this season at fullback for the Ichabods.**In 2001:** Practiced but did not play in any games.**Background:** A transfer from Benedictine College where he played on the jayvee squad for two seasons. He also played baseball. At Leavenworth High School, he was a second

team all-conference linebacker as a junior and honorable mention all-conference as a sophomore and senior. He was also an honorable mention all-conference fullback his final three seasons. He was also named honorable mention all-Metro as a junior and senior and the team MVP for the 1998 and 1999 seasons.

Personal: Born Dec. 23, 1980. Son of Paul and Diane Amos. Majoring in physical education.**2 DAWIGHT BENNING****6-1, 220, JUNIOR, WR
HOUSTON, TEXAS/OKLAHOMA****At Washburn:** Slated as the No. 1 wide receiver entering the 2002 season.**In 2001:** Practiced but did not play.**In 1999:** Sat out the season as a redshirt at the University of Oklahoma.**Background:** Was a first team all-district wide receiver in 1995 and first team all-district quarterback at Mayde Creek HS.**Personal:** Born Feb. 5, 1980. Son of Darla Benning-Johnson. Majoring in criminal justice.**30 RAWSHAWN BLAND****5-10, 230, REDSHIRT FRESHMAN, FB
LEWISVILLE, TEXAS/LEWISVILLE HS****At Washburn:** Slated as the No. 2 fullback entering the 2002 season.**In 2001:** Sat out the season as a redshirt.**Background:** Was a first team all-district selection at fullback his junior and senior seasons.**Personal:** Born June 12, 1983. Son of Victor and Barbara Bland. Majoring in business or

computer programming.

87 JOHN CHANDLER**6-2, 200, FRESHMAN, TE
HIAWATHA, KAN./HIAWATHA HS****At Washburn:** Joined the Ichabods at the start of the spring semester after transferring from Highland Community College, but he did not play football there. Will see time at tight end.**Background:** Was named all-conference at linebacker as a senior and honorable mention linebacker and tight end following his junior

season. He was also named all-conference in basketball. Was a member of the National Honor Society.

Personal: Born Nov. 14, 1981. Son of Stephen and Kathryn Chandler. Majoring in physical education.**95 LEONARD ARMY****5-11, 275, REDSHIRT FRESHMAN, DT
HOUSTON, TEXAS/EISENHOWER HS****At Washburn:** Slated to see time on the defensive line rotation.**In 2001:** Sat out the season as a redshirt.**Background:** He was a first team all-district as a senior and second team all-greater Houston squad. As a junior he was second team all-district.**Personal:** Born on May 24, 1983. Son of Sandy Army. Undecided on major.**89 JACOB BARTH****6-2, 235, JUNIOR, TE
MANHATTAN, KAN./MANHATTAN HS****At Washburn:** Moving from defensive end to tight end this season.**2001:** Recorded five tackles, including four solo stops while recovering a fumble in five games.**2000:** Saw action in five games collecting four solo tackles and one assist. Also recorded a sack and two tackles for loss.**1999:** Sat out the season as a redshirt.**Background:** Was captain of the Manhattan football team and a two-time letterman in football and basketball and earned a single letter in track. Was a member of the honor roll as well.**Personal:** Born Feb. 16, 1980. Son of Tom and Sandy Barth. Majoring in history with a teaching emphasis.**• Barth at Washburn •**

Tackles	UT	AT	Tot	PBU	TFL	S/YL	FF	FR	INT
2000	4	1	5	1	2/8	1/6	0	0	0
2001	4	1	5	0	0/0	0/0	0	1	0
Totals	8	2	10	1	2/8	1/6	0	1	0

**25****WASHBURN
Ichabod Football**

11 JOE CORCORAN

6-0, 195, SOPHOMORE, FS
LAWRENCE, KAN./PERRY LECOMPTON HS



At Washburn: After moving from running back to linebacker during his freshman season, made an immediate impact in the line-backing corps.

2001: Recorded a freshman record in his first start at linebacker when he recorded 18 tackles, seven of those were solo with three tackles for loss with a forced fumble and a sack on

Homecoming against Truman State. Finished the season third on the Ichabods with 65 total tackles with 33 solo stops, nine for 36 yards in loss, six pass break-ups and two fumble recoveries playing in all 11 games.

2000: Sat out the season as a redshirt.

Background: Was a three-sport athlete in football, wrestling and track. An all-state class 4A selection as a defensive back. Finished third in state in wrestling. In football, was all-league three seasons. Rushed for 1,533 yards on 190 carries (8.1 avg) leading team with 67 solo stops. Was named all-state senior season and honorable mention after junior year.

Personal: Born Oct. 3, 1981. Son of Gary and Debbie Corcoran. Majoring in business.

• Corcoran at Washburn •

Tackles	UT	AT	Tot	PBU	TFL	S/YL	FF	FR	INT
2001	33	32	65	6	9/36	2/13	2	1	0
Totals	33	32	65	6	9/36	2/13	2	1	0



Sophomore Joe Corcoran picks up a tackle against Missouri Southern. Corcoran set a new freshman record with 18 tackles against Truman State on Homecoming.

1 COREY CRAIN

6-0, 205, SENIOR, DB
IRVING, TEXAS/NIMITZ HS



At Washburn: An excellent returner who moved to defensive back midway through his junior season.

2001: In his first career start at defensive back in the season finale, he picked off a pass against Southwest Baptist. On special teams he recorded four kick returns for 91 yards - a 22.8 yards per return average. He also had

three pass receptions for 85 yards.

2000: Finished fourth on the team with 261 yards rushing with three touchdowns on 39 carries averaging 6.7 per attempt starting all 11 games. Caught 11 passes out of the backfield for 114 yards and two touchdowns. On special teams he averaged 18.6 yards a kickoff return.

1999: Ichabods' fourth leading rusher with 234 yards on 24 carries averaging 9.8 per carry. Recorded a 66-yard touchdown run in season opener against Wisconsin-LaCrosse and returned a kickoff 97 yards for a touchdown against Missouri Southern. It was the second longest return in school history. Also had three receptions for 37 yards.

1998: Sat out the season as a redshirt.

Background: First team all-district tailback at Nimitz High under head coach Mike Farda. Rushed for 1,250 yards as a senior. Also was a second team all-district cornerback. Ran a 10.6 100-meter dash as a senior.

Personal: Born May 11, 1979. Son of Richard Crain and Marylyn Crain. Majoring in corrections.

• Crain at Washburn •

Tackles	UT	AT	Tot	PBU	TFL	S/YL	FF	FR	INT
2001	5	1	6	4	1/5	0/0	0	0	1
Totals	5	1	6	4	1/5	0/0	0	0	1

Kick-off / Punt Returns

	KOR	Yds	Avg	Long	TD	PR	Yds	Avg	Long	TD
1999	10	325	32.5	97	1	0	0	0	0	0
2000	10	186	18.6	44	0	0	0	0	0	0
2001	4	91	22.8	33	0	0	0	0	0	0
Totals	24	602	25.0	97	1	0	0	0	0	0

Rushing / Receiving

Rush	No.	Yds	Avg	TD	Long	Rec	Yds	Avg	TD	Long
1999	24	235	9.8	2	66	3	37	3.7	0	25
2000	39	261	6.7	3	22	11	114	10.4	2	27
2001	10	30	3.0	0	8	3	85	28.3	0	33
Totals	73	536	7.3	5	66	17	236	13.8	2	33





28 AL DELEON

5-11, 205, REDSHIRT FRESHMAN, RB
DAMON, TEXAS/NEEDVILLE HS



At Washburn: Slated in the rotation at half-back entering the 2002 season.

In 2001: Sat out the season as a redshirt.

Background: A four-sport star at Needville High in football, baseball, track and power lifting. As a sophomore, placed first in the regional lifting meet and seventh at the state meet. As a junior, was named outstanding

lifter at three meets placing first at the regional meet and a state qualifier. As a senior was named first team all-district at running back.

Personal: Born Dec. 23, 1982. Son of Albert and Diana DeLeon. Majoring in business management.

40 MORGAN DEWEY

5-10, 220, JUNIOR, LB
TOPEKA, KAN./FORT SCOTT CC



At Washburn: Joined the Ichabods at the start of the spring semester after transferring from Fort Scott Community College.

Background: Was a two-year starter at Fort Scott Community College where he wrapped up Honorable Mention all-Jayhawk Conference honors after leading the team in tackles with 88 total, including 29 solo stops.

His tackle total was seventh in the Jayhawk Conference. He finished tied for fifth in tackles for loss with 15. At Topeka West High School, he was an all-170 league linebacker.

Personal: Born Aug. 7, 1981. Son of Michael Dewey. Majoring in Management.

Senior Corey Crain moved from halfback to cornerback midway through last season and he recorded an interception in his first start against Southwest Baptist in the season finale.

55 MATT DURLER

6-4, 250, SOPHOMORE, OL
DODGE CITY, KAN./DODGE CITY HS



At Washburn: Moved from the defensive line over to offensive line midway through his red-shirt season.

In 2001: Before he moved to offensive line, he recorded seven tackles and blocked a field goal attempt in 10 games.

In 2000: Sat out the season as a redshirt.

Background: Recorded 92 tackles including 49 solos and 22 for loss with 29 quarterback hits and six sacks en route to being named all-conference and honorable mention all-state. Finished third in state wrestling as a senior and was named all conference.

Personal: Born on Jan. 5, 1982. Son of Dale and Barbra Duler. Majoring in business.

17 KYLE FOWLER

6-0, 180, SENIOR, WR
MEDICINE LODGE, KAN./MEDICINE LODGE HS



At Washburn: Moved from defensive back to wide receiver during his junior season.

In 2001: Before moving over to wide receiver, he recorded eight tackles at defensive back. At wide receiver, he recorded two catches for 28 yards. He was named to MIAA Commissioner's Academic Honor Roll for the second time.

In 2000: Recorded 22 tackles including 15 solo stops. Also named to the MIAA Commissioner's Academic Honor Roll.

In 1999: Recorded five total tackles, with four solo stops.

In 1998: Sat out the season as a redshirt.

Background: A two-time all-Central Plains League football performer at Medicine Lodge High under head coach Buddy Taylor. Also was a guard on the 1997 state championship basketball team. As a second baseman, helped the baseball team to a fourth place state finish.

Personal: Born Sept. 29, 1979. Son of Jeff and Nola Fowler. Majoring in history.

• **Fowler at Washburn** •

Receiving	No.	Yds	Avg	TD	Long				
2001	2	28	14	0	21.0				
Totals	2	28	14	0	21.0				
Tackles	UT	AT	Tot	PBU	TFL	S/YL	FF	FR	INT
1999	4	1	5	0	0/0	0/0	0	0	0
2000	15	7	22	0	0/0	0/0	0	0	0
2001	5	3	8	0	0/0	0/0	0	0	0
Totals	24	11	35	0	0/0	0/0	0	0	0

27

WASHBURN
Ichabod Football

41

RAY GLAZE**5-10, 205, REDSHIRT FRESHMAN, WR
TOPEKA, KAN./WASHBURN RURAL HS**

In 2001: Sat out the season with a medical red-shirt after injuring ACL.

In 2000: Sat out the season as a redshirt.

Background: Averaged 93 yards per game receiving to lead the city. Was named first team all-city, second team all-league and honorable mention all-state. He was honorable mention all-city and league following his junior season.

Had 75 receptions for 1,025 yards and seven touchdowns in prep career.

Personal: Born April 16, 1981. Son of Ray and Brenda Glaze. Majoring in criminal justice. His dad Ray was a former player for the Ichabods and spent a season as an assistant coach.

98

ROLLY GONZALES**6-2, 270, SENIOR, DT
HARLINGEN, TEXAS/HARLINGEN HS**

At Washburn: Starting his third season on the defensive line.

In 2001: He recorded 26 tackles with 13 solo stops while picking up two sacks and 1 tackle for loss. Also recovered a fumble.

In 2000: Played in all 11 games tallying 14 tackles with eight solo stops. Also recorded four tackles for 27 yards in loss and three

sacks with a pass break-up.

In 1999: Appeared in 10 games with 10 tackles including one for a six-yard loss.

In 1998: Sat out the season as a redshirt.

Background: Named second team Associated Press and Sports Writers' all-state as a senior at Harlingen High under head coach



Senior Rolly Gonzales takes down Missouri Southern's quarterback in the Ichabods 29-28 win last season in Moore Bowl. The senior recorded 26 tackles as a junior.

Bret Boyd. Selected the district defensive most valuable player. Named all-Valley League.

Personal: Born on Dec. 2, 1979. Son of Paula and the late Alonzo Gonzales. Majoring in physical education.

• **Gonzales at Washburn** •

Tackles	UT	AT	Tot	PBU	TFL	S/YL	FF	FR	INT
1999	4	6	10	0	1/6	0/0	0	0	0
2000	8	6	14	1	4/27	3/26	0	0	0
2001	13	13	26	0	6/31	2/16	0	1	0
Totals	25	25	50	1	11/64	5/42	0	1	0

69

CHAD GORDON**6-4, 270, SENIOR, DT
INDEPENDENCE, MO./TRUMAN HS**

At Washburn: Moving back to inside of defensive line after playing junior season on outside.

In 2001: Recorded nine tackles including two tackles for three yards in loss after moving from the middle of the defensive line to the outside. Was named to the MIAA Commissioner's Academic Honor Roll.

In 2000: Finished the season with 25 tackles with 13 solo stops. Tallied six tackles for loss for 16 yards and one sack.

In 1999: Recorded 18 total tackles including five for loss of 15 yards.

In 1998: Sat out the season as a redshirt.

Background: Named all-state as an defensive lineman for Truman High under head coach Tom Kivett. Also named all-metro, all-conference and all-area.

Personal: Born June 16, 1979. Son of Tod and Theresa Gordon. Majoring in law enforcement.

• **Gordon at Washburn** •

Tackles	UT	AT	Tot	PBU	TFL	S/YL	FF	FR	INT
1999	10	8	18	0	5/15	0/0	0	0	0
2000	11	12	25	0	6/16	1/5	0	0	0
2001	4	5	9	0	2/3	0/0	0	0	0
Totals	25	25	50	0	13/34	1/5	0	0	0

25

PATRICK HAYES**5-9, 190, SENIOR, DB
WINFIELD, KAN./WINFIELD HS**

At Washburn: Returning to left cornerback after injuring ACL against Missouri-Rolla last season. He is also the team's leading special teams returner.

In 2001: Finished fourth on the team in tackles recording 39 solo stops and 56 total tackles. Had a team-high three interceptions and seven pass break-ups. On special teams he

recorded 562 yards in kick returns in 24 run backs. Blocked a field goal attempt too. Named to the MIAA Commissioner's Academic Honor Roll for the second time.

In 2000: A team leader on special teams had 23 punt returns for 237 yards and 22 kick returns for 545 yards. Also recorded an interception on defense. Second on the team in all-purpose yards with 71.2 per game. Recorded 36 tackles including 24 solo stops and one tackle for loss. Also named to the MIAA Commissioner's

Academic Honor Roll.

In 1999: Made impact on special teams returning punts and kick-offs. Averaged 16.4 yards a kick return. Had 27 yards in seven carries and one reception for five yards.

In 1998: Sat out the season as a redshirt.

Background: Named first team all-class 5A as a senior at Winfield High under head coach Don Deaton. Also named first team all-Ark Valley League after rushing for 1,319 yards and 11 touchdowns as a senior. Was the state Class 5A wrestling champion.

Personal: Born Dec. 7, 1979. Son of Jim and Kris Hayes-York. Majoring in physical education.

• *Hayes at Washburn,*

Tackles	UT	AT	Tot	PBU	TFL	S/YL	FF	FR	INT
2000	24	12	36	5	1/8	0/0	0	0	0
2001	39	17	56	7	3/13	0/0	0	2	3
Totals	63	29	92	12	4/21	0/0	0	2	3

Kickoff / Punt Returns

	KOR	Yds	Avg	Long	TD	PR	Yds	Avg	Long	TD
1999	5	82	16.4	21	0	2	3	1.5	7	0
2000	22	545	24.8	53	0	23	237	10.3	48	0
2001	24	562	23.4	51	0	2	16	8.0	9	0
Totals	51	1,189	23.3	53	0	27	256	9.5	48	0

75

PEPE' HERNANDEZ

5-11, 305, SOPHOMORE, DL
RICHARDSON, TEXAS/BERKNER HS



At Washburn: Will add size and depth to the Ichabods' defensive line after sitting out two seasons.

In 1999: Sat out the season as a redshirt.

Background: First team all-district and all-city pick in 1998. Honorable mention all-district pick in 1997.

Personal: Born on Oct. 9, 1980. Son of Randy and Elizabeth Barnes. Majoring in business.

12

DUSTIN HICKEL

6-1, 200, SOPHOMORE, QB
CLAFLIN, KAN./CLAFLIN HS



At Washburn: Has great speed and great hands, making good decisions. May lineup at wide receiver this season.

In 2001: Started three games at quarterback coming on to lead the team in rushing with 540 yards on 143 carries with five touchdowns. He passed for 1,008 yards completing 46 percent of his passes tossing three touchdowns.

Scampered for a 68-yard touchdown run against Central Missouri. Rushed for a career-high and Ichabod season-high 132 against Emporia State.

In 2000: Sat out the season as a redshirt.

Background: Was on three state football championship teams at Claflin. Rushed 86 times for 718 yards and 15 touchdowns, threw for 563 yards and seven touchdowns. Also compiled 270 yards in

Sophomore quarterback Dustin Hickel rushed for 97 yards and passed for 229 in his first start against Lincoln.

punt returns and one touchdown. Picked off seven passes and recorded 83 career tackles. Was named all-league quarterback, defensive back and kick returner. Named all-area quarterback, all-state 2-1A honorable mention quarterback and defensive back. A member of the National Honor Society.

Personal: Born on Oct. 5, 1981. Son of Doug and Karen Hickel. Majoring in business.

• *Hickel at Washburn •*

Passing	C	A	Int.	Pct.	Yds	TD	Long	Avg/C	Avg/G
2001	71	153	13	.464	1,008	3	46	14.2	91.6
Totals	71	153	13	.464	1,008	3	46	14.2	91.6
Rushing	No.	Yds	Avg	TD	Long				
2001	143	540	3.8	5	68				
Totals	143	540	3.8	5	68				

29

JOHN HOYTAL

6-3, 225, SOPHOMORE, LB
TOPEKA, KAN./HAYDEN HS



At Washburn: Will see time on special teams and at linebacker for the Ichabods.


In 2001: Played primarily on special teams grabbing one fair catch on kickoff return.

In 2000: Sat out the season as a redshirt.

Background: Received all-city, all-league and honorable mention all-state honors and was named Hayden's special teams player of

the year.

Personal: Born Oct. 8, 1981. Son of Joe and Janice Hoytal. Majoring in mass media. Brother of former Ichabod offensive lineman Joey Hoytal.



29

WASHBURN
Ichabod Football

45 CHRIS HUELSMAN

5-8, 185, SOPHOMORE, WR
WICHITA, KAN./WESTERN STATE (COLO.)



At Washburn: Moving to wide receiver after playing first season in Ichabod uniform as halfback.

In 2001: Rushed for 90 yards on 22 carries averaging 4.1 yards per carry. Finished fourth on the team in receptions with 12 for 176 yards and one touchdown against Emporia State.

In 2000: At Western State College in Gunnison, Colo., was an all-around athlete rushing for 265 yards and three touchdowns, 20 yards receiving and one touchdown. He recorded two kickoff returns for 72 yards and also handled the team's kicking duties connecting on 4 of 6 field goal attempts and 24 of 26 point after touchdown attempts, finishing second on the Mountaineers in scoring with 60 points.

Background: At Cappan Mt. Carmel High School, was an all-city selection at wide receiver and three-time all-star hockey selection.

Personal: Born April 4, 1981. Son of Ken and Lynda Huelsman. Majoring in business.

• **Huelsman at Washburn** •

Rushing / Receiving

Rush	No.	Yds	Avg	TD	Long	Rec	Yds	Avg	TD	Long
2001	22	90	4.1	0	18	12	176	14.7	1	38
Totals	22	90	4.1	0	18	12	176	14.7	1	38

Kickoff / Punt Returns

	KOR	Yds	Avg	Long	TD	PR	Yds	Avg	Long	TD
2001	2	49	24.5	25	0	3	34	11.3	14	0
Totals	2	49	24.5	25	0	3	34	11.3	14	0

22 DARRYL HUMPHREY

5-10, 215, JUNIOR, RB
NEEDVILLE, TEXAS/NEEDVILLE HS



At Washburn: Is slated as the No. 1 running back entering the fall.

In 2000: Finished fourth on the team with 241 yards rushing on 39 carries averaging 21.9 yards per game. Out of the backfield, he recorded 18 receptions for 242 yards and one touchdown including the longest touchdown reception of the season, a 51-yard catch

against Missouri Southern. Had three kickoff returns for 74 yards.

In 2000: Recorded 80 yards in rushing on 13 carries averaging 6.2 per touch with two touchdowns. Had two receptions for 39 yards. On special teams, had four punt returns for 33 yards and one kick return for 21 yards.

In 1999: Sat out the season as a redshirt.

Background: Second team all-district running back. Returned a punt for a 92-yard touchdown his senior season. Was first in the

Junior Darryl Humphrey rushed for 241 yards last season and he is the team's top returning receiver catching 18 passes for 242 yards and one touchdown out of the backfield.

district in punt return average (30.4) and kickoff return average (27.5). He had a 98-yard punt return. Rushed for more than 1,200 yards his senior season.

Personal: Born on Sept. 10, 1981. Son of Darryl and Angela Humphrey. Undecided on major.

• **Humphrey at Washburn** •

Rushing / Receiving

Rush	No.	Yds	Avg	TD	Long	Rec	Yds	Avg	TD	Long
2000	13	80	6.2	2	34	2	39	19.5	0	21
2001	39	241	6.2	0	24	18	242	13.4	1	51
Totals	52	321	6.2	2	34	20	281	14.1	1	51

Kickoff / Punt Returns

	KOR	Yds	Avg	Long	TD	PR	Yds	Avg	Long	TD
2000	1	21	21.0	21	0	4	33	8.2	0	23
2001	3	74	24.7	42	0	0	0	0	0	0
Totals	4	95	23.8	42	0	4	33	8.2	0	23

21 MARK JACKSON

6-0, 160, REDSHIRT FRESHMAN, DB
HOUSTON, TEXAS/STEPHEN F. AUSTIN HS



At Washburn: Scheduled to see time at cornerback in passing situations.

In 2001: Sat out the season as a redshirt.

Background: Was a two-year letterman on the football team playing defensive back and tailback and a three-year letterman on the track squad. A member of Who's Who in American High School Students two years.

Personal: Born March 2, 1983. Son of Mark and Sandra Jackson. Majoring in Computer Science.



37

REGGIE JONES**5-11, 220, SENIOR, RB
DESOTO, TEXAS/DESOTO HS**

At Washburn: Moving to tailback after seeing time at fullback as a junior.

In 2001: Rushed for 102 yards on 39 carries scoring two touchdowns. Had four receptions for 10 yards out of the backfield playing in 10 games.

In 2000: Rushed for 253 yards on 54 carries including a 120-yard output against Missouri-Rolla. Scored four rushing touchdowns.

In 1999: Played in all 11 games carrying the ball 31 times for 118 yards.

In 1998: Sat out the season as a redshirt.

Background: An all-district performer at DeSoto High. Rushed for more than 1,000 yards as a senior.

Personal: Born Sept. 17, 1979. Son of Reginald Jones and Linda Sue Bultman. Majoring in marketing.

• **Jones at Washburn** •

Rushing No.	Yds	Avg	TD	Long	Rec	Yds	Avg	TD	Long
1999	31	118	3.8	0	22	0	0	0	0
2000	54	253	4.7	4	19	0	0	0	0
2001	39	102	2.6	2	11	4	10	2.5	0
Totals	124	473	3.8	6	22	4	10	2.5	0

91

BRYCE KELLEY**6-2, 275, SOPHOMORE, DT
FLOWERMOUND, TEXAS/TULSA**

At Washburn: A powerful lineman who is slated for time on the defensive line.

In 2001: Sat out the season as a redshirt.

Background: A transfer from Tulsa University where he redshirted as a freshman. Was a three-sport athlete at Marcus High School where he was named first team all-district his sophomore through senior seasons at defensive tackle. Was named first team all-area and second team all-state as a senior. Also a state qualifier in wrestling his senior season.

Personal: Born Nov. 26, 1980. Son of Valori Semones and David Kelley. Majoring in communications.

99

MICHAEL KITCHENER**6-0, 245, JUNIOR, DE
ALLETOWN, PA./STEPHEN F. AUSTIN HS**

At Washburn: Returns for his second season starting on the defensive line at right end. Voted one of the captains for the 2002 season.

In 2001: Led the defensive line in tackles recorded 41 stops including 12 solo tackles. Also recorded seven tackles for loss and two fumble recoveries for 25 yards and two forced

fumbles in 11 games.

In 2000: Played in all 11 games recording 28 tackles including 18 solo stops and six for loss. Also had two sacks for 12 yards and a forced fumble.

In 1999: Sat out the season as a redshirt.

Background: Was a first team all-district pick at defensive tackle at Stephen F. Austin High.

Personal: Born on June 24, 1980. Son of Josenth Streefe. Majoring in art.

• **Kitchner at Washburn** •

Tackles	UT	AT	Tot	PBU	TFL	S/YL	FF	FR	INT
2000	18	10	28	0	6/21	2/12	1	0	0
2001	12	29	41	0	7/26	0/0	2	2	0
Totals	30	39	69	0	13/47	2/12	3	2	0

43


KIP KRAISINGER**6-0, 195, SOPHOMORE, FB
CLAFLIN, KAN./CLAFLIN HS**

At Washburn: A powerful blocker and runner with good hands who will fit in with new offensive scheme.

In 2001: Played mainly on special teams returning three kickoffs for 17 yards. Recorded one pass receptions for two yards and had one tackle.

In 2000: Sat out the season as a redshirt.

Background: Was a three-year starter on offense and defense. Was on three state football championship teams at Claflin. Named *Great Bend Tribune* all-area first team at linebacker, all-league honorable mention running back and linebacker,



Junior Michael Kitchener recorded 41 tackles as a sophomore with seven for losses of 26 yards. He also recorded two forced fumbles and recovered two fumbles.

31

WASHBURN
Ichabod Football

Hutchinson News all-southwest honorable mention, Wichita Eagle Class 2-1A honorable mention linebacker, Kansas Sports 2-1A honorable mention linebacker and running back.

Personal: Born on Sept. 22, 1981. Son of Bruce and Kristi Kraisinger. Majoring in history.

• **Kraisinger at Washburn** •

Rushing No.	Yds	Avg	TD	Long	Rec	Yds	Avg	TD	Long	
2001	0	0	0	0	0	1	2	2.0	0	2
Totals	0	0	0	0	0	1	2	2.0	0	2

32 JAKE LAWRENCE

6-0, 215, JUNIOR, RB
LAWRENCE, KAN./BUTLER COUNTY CC



At Washburn: Joined the Ichabods at the start of the spring semester after transferring from Butler County Community College.

Background: After playing his freshman season on offense, Lawrence moved to defense and finished third in tackles with 66, including six sacks. He was second on the Grizzlies with 10 tackles for loss for 16 yards.

He also recovered two fumbles, one of those lead to a 23-yard fumble recovery touchdown against Hutchinson Community College. At Free State High School, Lawrence rushed for 821 yards as a junior and 1,267 yards as a senior catching 14 passes for 195 yards. He also scored 20 touchdowns his senior season. He was an all-state 6A running back, all-Sunflower League selection taking part in the the Missouri-Kansas Metro Bowl and the Kansas Shrine game.

Personal: Born Jan. 16, 1982. Son of Charles and Carie Lawrence. Majoring in business.

7 CASON LEHMAN

6-1, 210, REDSHIRT FRESHMAN, QB
MCPHERSON, KAN./MCPHERSON HS



At Washburn: Will back up at quarterback. He played some safety in the spring game earlier this season.

In 2001: Sat out the season as a redshirt.

Background: A three-sport athlete playing football, basketball and baseball. As a junior, he was an honorable mention 5A all-class quarterback. Threw for a combined 2,000 yards in high school. Played on state championship basketball team. Two-time second team all-conference third baseman.

Personal: Born Sept. 19, 1982. Son of Mike and Carla Lehman. Majoring in pre-dental.



44 JONATHAN MAYES

5-11, 245, SENIOR, DT
CARBONDALE, KAN./SANTA FE TRAIL HS



At Washburn: Moving from linebacker to defensive tackle to start senior season.

In 2001: Played in eight games recording four tackles including three solo tackles and 1 for three yards in loss while forcing a fumble. Was also named to the MIAA Commissioner's Academic Honor Roll for the second time.

In 2000: Played in eight games recording seven total tackles including six solo stops. Also recorded one forced fumble. Was named to the MIAA Commissioner's Academic Honor Roll.

In 1998: Sat out the season as a redshirt.

Background: Was an All-Kaw Valley League pick his junior and senior year at Santa Fe Trail High. Was an honorable mention 4A all-state pick his junior year.

Personal: Born on June 11, 1980. Son of Arlene Mayes and the late Carl Mayes. Majoring in business administration.

• **Mayes at Washburn** •

Tackles	UT	AT	Tot	PBU	TFL	S/YL	FF	FR	INT
1999	0	1	1	0	1/1	0/0	0	0	0
2000	6	1	7	0	0/0	0/0	1	0	0
2001	3	1	4	0	1/3	0/0	1	0	0
Totals	9	3	12	0	2/4	0/0	2	0	0

73 JOHN MCKINLEY

6-0, 300, JUNIOR • OL
AXTELL, KAN./COFFEYVILLE CC



At Washburn: Joined the Ichabods at the start of the spring semester after transferring from Coffeyville Community College.

Background: Was a two-year starter at offensive guard at Coffeyville Community College where he was an Honorable Mention all-Jayhawk selection as a sophomore. At Axtell High School, McKinley was an all-conference selection three seasons.

Personal: Born July 7, 1981. Son of Bob and Joan McKinnley.

Majoring in Business.

14 BLAKE MEYER

6-3, 180, SOPHOMORE, DB
MAYETTA, KAN./ROYAL VALLEY HS



At Washburn: Returns for his second season in the defensive secondary.

In 2001: Appeared in six games recording nine tackles with five solo stops.

In 2000: Sat out the season as a redshirt.

Background: Was named all-league defensive back and an honorable mention all-state selection. An academic all-America Scholar.

Also named to Who's Who.

Personal: Born on July 20, 1982. Son of Darrel and Lindy Meyer. Majoring in business.

34

BROOKS MYERS**6-0, 190, JUNIOR, DB****TOPEKA, KAN./COFFEYVILLE CC**

At Washburn: Joined the Ichabods at the start of the spring semester after transferring from Coffeyville Community College.

Background: As a member of the Red Ravens, he finished third on the team in tackles with 77. He was 15th in the Jayhawk Conference in tackles. He was twice named Defensive Player of the Game after tallying 16

against Butler County and 14 against Garden City. In high school at Washburn Rural, Myers was a three-year starter for the Junior Blues leading the team in tackles his junior and senior seasons. He was an all-conference selection his senior season.

Personal: Born March 9, 1982. Son of Mike and Linda Myers. Double majoring in business management and marketing.

80

ZAC NALLY**6-2, 190, SENIOR, WR****PARSONS, KAN./PARSONS HS**

At Washburn: Coming back to squad after sitting out the 2001 season after tearing ACL in 2001 spring game.

In 2001: Missed the entire season with knee injury.

In 2000: Appeared in seven games recording one reception for 30 yards and one touchdown against Southwest Baptist on homecoming. Named to the MIAA Commissioner's Academic Honor Roll.

In 1999: Practiced but did not appear in any games.

In 1998: Sat out the season as a redshirt.

Background: A two-time honorable mention all-state selection at wide receiver for Parsons High under head coach and father Charlie Nally. Also a two-time first team all-conference selection. Holds several school records including most touchdown receptions. Also played baseball and track.

Personal: Born Sept. 18, 1979. Son of Charlie and Mickie Nally. Majoring in physical education. Married to the former Erin Kessinger and has one daughter, Allison.

• **Nally at Washburn** •

Receiving	No.	Yds	Avg	TD	Long
2000	1	30	30.0	1	30
2001	sat out the season with knee injury				
Totals	1	30	30.0	1	30

49

CLAYTON OTWELL**6-2, 220, JUNIOR, DE****ONAGA, KAN./ONAGA HS**

At Washburn: Will see some time on the defensive line and special teams.

In 2001: Appeared in two games recording two tackles, both solo stops.

In 2000: Appeared in three games collecting five tackles including two solos. Also recorded one sack.

In 1999: Sat out the season as a redshirt.

Background: Named to the Twin Valley League team at both

linebacker and offensive guard. Honorable mention all-state pick at linebacker.

Personal: Born on June 18, 1980. Son of James and Jana Otwell. Majoring in psychology.

• **Otwell at Washburn** •

Tackles	UT	AT	Tot	PBU	TFL	S/YL	FF	FR	INT
2000	2	3	5	0	1/2	1/2	0	0	0
2001	2	0	2	0	0/0	0/0	0	0	0
Totals	4	3	7	0	1/2	1/2	0	0	0

33

BRIAN PEEL**5-10, 210, JUNIOR, LB****TOPEKA, KAN./SHAWNEE HEIGHTS HS**

At Washburn: Will miss the majority of the 2002 season after tearing ACL during spring drills. Might use a medical redshirt to have two full years of eligibility after returning.

In 2001: Played in seven games recording four tackles primarily on special teams

In 2000: Recorded eight tackles including three solo stops. Also forced two fumbles play-

ing on special teams.

In 1999: Sat out the season as a redshirt.

Background: Was team's defensive player of the year his junior and senior seasons, earning first team All-Centennial League honors. Named all-city and honorable mention all-state in 1998.

Personal: Born on Sept. 25, 1980. Son of John Peel and Jan Edmonds. Majoring in physical education.

• **Peel at Washburn** •

Tackles	UT	AT	Tot	PBU	TFL	S/YL	FF	FR	INT
2000	3	5	8	0	0/0	0/0	2	0	0
2001	1	3	4	0	0/0	0/0	0	0	0
Totals	4	8	12	0	0/0	0/0	2	0	0

86

J.R. PHILLIPS**5-10, 170, REDSHIRT FRESHMAN, WR****WICHITA, KAN./WICHITA WEST HS**

At Washburn: Will see time at wide receiver and on return teams, but could also play on the defensive side of the ball at defensive back.

In 2001: Sat out the season as a redshirt.

Background: Was an all-city running back and a member of the state champion 4x400 relay team. Also won the state wrestling

championship at 145 pounds. In the classroom, he was a Kansas National Honors Scholar, class president and a member of the National Honor Society.

Personal: Born Jan. 3, 1983. Son of Melvin and Yvette Phillips. Majoring in pre-law.



33

WASHBURN
Ichabod Football

Junior Kevin Pierce returns for his second season the Ichabod offensive line. He enters the season as the starting center after playing both guard and center last season.

52 KEVIN PIERCE

6-3, 270, JUNIOR, OL
TOPEKA, KAN./BUTLER COUNTY CC



At Washburn: Will see time on the offensive line entering as the starting center. Can also play guard and center.

In 2001: Played in five games on the offensive line.

Background: A member of Seaman's 1996 conference championship team and Butler's 1998 National Championship squad. A second team all-city selection as a Viking.

Personal: Born Jan. 27, 1980. Son of Roger and Lena Pierce. Majoring in business management.

50 JASON ROSS

6-1, 220, JUNIOR, LB
SILVER LAKE, KAN./SILVER LAKE HS



At Washburn: Moves into the inside of the linebacking corps with the change in the defensive scheme.

In 2001: Started the final six games for the Ichabods at linebacker, playing in nine total. Recorded 47 total tackles including 16 solo stops and eight tackles for 27 yards in loss. Also recorded a sack and forced a fumble.

In 2000: Had five solo tackles including one for loss and one forced fumble seeing time on special teams.


In 1999: Sat out the season as a redshirt.

Background: At Silver Lake, was a two-time all-state linebacker his senior season and an all-state tight end selection after his junior year. He recorded 15 tackles in the 1999 Shrine Bowl. He was also all-state in baseball his junior and senior years.

Personal: Born Feb. 22, 1981. Son of Chuck and Julie Ross. Majoring in history.

• Ross at Washburn •

Tackles	UT	AT	Tot	PBU	TFL	S/YL	FF	FR	INT
2000	5	0	5	0	0/0	0/0	1	0	0
2001	16	31	47	0	8/27	1/9	1	0	0
Totals	21	31	52	0	8/27	1/9	2	0	0



47 ERIC ROTH

6-3, 210, SENIOR, P
PAXICO, KAN./ALMA-WABAUNSEE HS



At Washburn: Returns as Ichabods' punter for fourth season after handling punting duties as a true freshman.

In 2001: Recorded 44 punts for a 38.8 yard average. He placed eight punts inside the 20.

In 2000: Had 48 punts for 1,644 yards for a 34.2 yard average including a 50 yarder against Wisconsin-LaCrosse. Landed 13 punts

inside the 20.

1999: Handled all the punting duties for the Ichabods with 59 attempts for a 37.3 yard average. Placed 14 punts inside the 20. He nailed a career high 69-yard punt in the season-opener against Wisconsin-LaCrosse.

Background: All-league kicker his junior and senior seasons. Led team in scoring his junior year. Flint Hills first team kicker each of his last two seasons at Alma-Wabaunsee.

Personal: Born on March 6, 1981. Son of Dan and Ramona Roth. Undecided on major.

• Roth at Washburn •

Punting	No.	Yds	Avg	Long	TB	FC	I20	Blkd
1999	59	2,198	37.3	69	3	14	14	2
2000	48	1,644	34.2	50	1	7	13	0
2001	44	1,706	38.8	60	4	3	8	0
Totals	151	5,548	36.7	69	8	24	35	2

93

LARRY SCHEMBRI**6-1, 240, SOPHOMORE, LB
FLOWERMOUND, TEXAS/MARCUS HS**

At Washburn: Made an immediate impact leading the team in tackles and gaining the team's defensive player of the year accolades. Named one of the 2002 Ichabod captains.

In 2001: Led the team in tackles and finished ninth in the MIAA in tackles with 90 including 44 solo stops starting all 11 games. His 15

tackles for 57 yards in loss yards also led the team and was third in the MIAA. He also finished fifth in the conference with four sacks. He also recovered two fumbles and forced two fumbles as well. Named honorable mention all-MIAA.


In 2000: Sat out the season as a redshirt.

Background: Named 5A Defensive Player of the Year, first team all-district, first team all-conference, second team all-area *Dallas Morning News*. An all-state academic second team selection. Recorded 341 career tackles. Named first team all-district and conference following junior season. District champ in discus.

Personal: Born on July 13, 1981. Son of Christopher and Julia Schembri. Majoring in education.

• *Schembri at Washburn* •

Tackles	UT	AT	Tot	PBU	TFL	S/YL	FF	FR	INT
2001	44	46	90	2	15/57	4/34	2	2	1
Totals	44	46	90	2	15/57	4/34	2	2	1



Senior Eric Roth returns for his fourth season at punter after starting as a true-freshman. He enters his final season eighth on the punting average chart with a 36.7 average.

59

MIKE SCHROEGER**5-10, 245, REDSHIRT FRESHMAN, OL
SHAWNEE, KAN./SHAWNEE MISSION
NORTHWEST HS**

At Washburn: Enters the 2002 season as a back-up on the offensive line at right guard.

In 2001: Sat out the season as a redshirt.

Background: A three-sport athlete at Shawnee Mission Northwest where he was fifth in the conference in tackles. Also played baseball and threw the shot put in track.

Personal: Born March 29, 1983. Son of Michael and Doris Schroeger. Majoring in business or computer science.

16

TYLER SCHUERMAN**6-3, 220, JUNIOR, QB
RIVERVIEW, FLA./EAST BAY HS**

At Washburn: Will return as the starting quarterback for his junior season. He is fifth on the all-time passing chart and fourth on the total offense chart. Voted on the 2002 team captains.

In 2001: Played in eight games leading the Ichabods in total offense averaging 188.9 yards per game passing for 1,034 completing

66 of 140 attempts and nine touchdowns. He also rushed for 477 yards on 118 carries and six touchdowns. Was named honorable mention all-MIAA. and to the MIAA Commissioner's Academic Honor Roll.

In 2000: Named the MIAA's Freshman of the Year after rushing for 708 yards, passing for 1,936 yards and collecting 2,644 yards in total offense - all Ichabod records for freshmen. Finished tenth in the MIAA in rushing, fourth in passing and fourth in total offense. His 16 rushing touchdowns set a school record as did his 26 total offensive touchdowns. The 96 points he scored was the second highest single-season mark in school history. Finished 22nd in NCAA in scoring per game, 38th in passing efficiency and 18th in total offense per game.

In 1999: Sat out the season as a redshirt.

Background: Was team captain and offensive player of the year senior season at East Bay High. First team all-conference pick and honorable mention all-state pick at quarterback. Received *St. Petersburg Times* Extra-Ordinary Athlete Award. Received team's offensive player of the year and second team all-conference honors his junior season.

Personal: Born on Feb. 3, 1981. Son of Stan and Bonnie Schuerman. Majoring in criminal justice.

• *Schuerman at Washburn* •

Passing	C	A	Int.	Pct.	Yds	TD	Long	Avg/C	Avg/G
2000	134	245	13	.547	1,936	10	64	14.4	176.0
2001	66	140	6	.471	1,034	9	51	15.6	129.2
Totals	200	385	19	.519	2970	19	64	14.9	156.3
Rushing	No.	Yds	Avg	TD	Long				
2000	189	708	3.7	16	33				
2001	118	477	4.0	6	36				
Totals	307	1185	3.9	22	36				

35

WASHBURN
Ichabod Football

35 CHRIS SIMMONS


6-3, 195, JUNIOR, DB
LANCASTER, TEXAS/LANCASTER HS



At Washburn: Returns to defensive backfield after playing in seven games as a sophomore.

In 2001: Played in seven games recording 35 tackles including 16 solo stops and one tackle for loss. He also picked off one pass, recovered a fumble and recorded two pass break-ups.

In 2000: Finished third on the team in tackles with 63 including 32 solo stops. Also recorded three tackles for loss and picked off a pass in his first collegiate start against Wisconsin-LaCrosse. Had three pass break-ups and two fumble recoveries starting all 11 games.



Junior Tyler Schuerman returns to the starting quarterback position He enters the season fourth on the career total offense list and fifth on the all-time passing chart.

1999: Sat out the season as a redshirt.

Background: Named first team all-district pick at strong safety. Named to All-Southwest Texas team.

Personal: Born on Dec. 12, 1980. Son of Nancy Simmons. Majoring in business management.

• **Simmons at Washburn** •

Tackles	UT	AT	Tot	PBU	TFL	S/YL	FF	FR	INT
2000	32	31	63	3	3/4	0/0	0	2	1
2001	16	19	35	2	1/2	0/0	0	1	1
Totals	48	50	98	5	4/6	0/0	0	3	2

8 AVERY SMITH

5-9, 190, REDSHIRT FRESHMAN, DB
NEWTON, KAN./NEWTON HS



At Washburn: Will see time in the defensive backfield and on special teams.

In 2001: Sat out the season as a redshirt.

Background: At Newton High School, he was a member of the all-conference football, wrestling and baseball teams and an all-state wrestling and football selection. Was also team captain for football, wrestling and baseball.

ball.

Personal: Born Aug. 8, 1983. Son of Doug and Rosie Markus. Majoring in business.

5 DAROLD SMITH

5-9, 170, JUNIOR, DB
GALVESTON, TEXAS/BALL HS



At Washburn: Returns to the cornerback position after starting 10 of 11 games as a sophomore.

In 2001: Finished fourth on team in tackles recording 62 stops, tying for the team lead in solo tackles with 44. He recorded six pass break-ups and one interception. He also picked up a fumble recovery for 37 yards and

a touchdown against Pittsburg State.

In 2000: Played in 10 games collecting 12 solo tackles and nine assists. Also had two pass break-ups.

In 1999: Sat out the season as a redshirt.

Background: Was a three-year starter at Ball High School where he recorded 122 tackles as a safety. A member of the National Honor Society and listed in Who's Who.

Personal: Born Jan. 4, 1980. Son of Charles and Dorthy Smith. Majoring in business administration.


• **Smith at Washburn** •

Tackles	UT	AT	Tot	PBU	TFL	S/YL	FF	FR	INT
2000	12	9	21	2	0/0	0/0	0	0	0
2001	44	18	62	6	1/1	0/0	0	1	1
Totals	56	27	83	8	1/1	0/0	0	1	1

62

JERMAINE SMITH**6-1, 280, SENIOR, OL
KANSAS CITY, MO./RAYTOWN SOUTH HS****At Washburn:** Returns for his fourth season on the offensive line.**In 2001:** Started nine of 10 games at left tackle for the Ichabods on the offensive line.**In 2000:** Started all 11 games for the Ichabods anchoring the left side of the line that improved its sacks allowed total from 55 to 13 from the previous season and set a new

school record for total offense in a season.

In 1999: Played in six games for the Ichabods on the offensive line and special teams.**In 1998:** Sat out the season as a redshirt.**Background:** Named all-conference and all-area in football and track. Played guard in football and threw the discus in track. Set discus record with a throw of 181 feet, seven inches.**Personal:** Born Aug. 19, 1980. Son of Jimmie Crawford and Lawonda Crawford-Lamar. Majoring in English.

Junior Eric Taylor records one of his 35 tackles against Lincoln in last season's home-opener. Taylor recorded seven tackles for loss for 20 yards pushing his career total to 18 for loss

72

NICK SMITH**6-3, 295, SOPHOMORE, OL
ALLEN, TEXAS/ALLEN HS****At Washburn:** Has recovered from knee injury and will see time on offensive line rotation.**In 2001:** Missed the first eight games of the season after dislocating his knee during two-a-days.**In 2000:** Sat out the season as a redshirt.**Background:** Was a two-year starter at Allen High where he earned 1998 Blockbuster all-area and 1999 all-district honors. Averaged 12 pancake blocks per game. Was a member of the National Honor Society and Who's Who.**Personal:** Born on Nov. 11, 1981. Son of Russ and Judy Smith. Majoring in business.

42

TRAVIS SMITH**6-0, 235, JUNIOR, FB
TIVY, TEXAS/KERRVILLE HS****At Washburn:** Will see more playing time with new offense. He could also see time at tight end.**In 2001:** Played in 10 games carrying the ball five times for 47 yards averaging nearly 9.4 yards per carry. Also had one reception for 12 yards.**In 2000:** Recorded six carries for 24 yards appearing in nine games.**In 1999:** Sat out the season as a redshirt.**Background:** Was a first team all-district selection and team captain at Kerrville High. Was also named academic all-district.**Personal:** Born July 19, 1979. Son of Greg and Cindy Grafton. Majoring in nursing.

• Smith at Washburn •

	Rushing	No.	Yds	Avg	TD	Long	Rec.	Yds	Avg	TD	Long
2000	6	24	4.0	0	5	0	0	0	0	0	0
2001	5	47	9.4	0	26	1	12	12.0	0	12	
Totals	11	71	6.5	0	26	1	12	12.0	0	12	

78

ERIC TATUM**6-0, 290, JUNIOR, OL
LANCASTER, TEXAS/LANCASTER HS****At Washburn:** Enters the 2002 season as the starting right guard.**In 2001:** Started seven games and played in nine on the offensive line.**In 2000:** Appeared in seven games for the Ichabods on the offensive line.**In 1999:** Sat out the season as a redshirt.**Background:** An all-district pick at offensive tackle. Named to All-Southwest Texas team.**Personal:** Born on Dec. 31, 1980. Son of Billy and Deloris Tatum. Majoring in business.

37

WASHBURN
Ichabod Football

96

ERIC TAYLOR**6-1, 240, JUNIOR, DE
RICHARDSON, TEXAS/BERKNER HS**

At Washburn: Moving this season from right end to left end. Had a successful spring and was voted one of 2002's captains.

In 2001: Started all 11 games at right end for the Ichabods recording 35 tackles including 12 solo stops. He chalked up seven tackles for 20 yards in loss and one sack. He also recovered a fumble. Was named to the MIAA

Commissioner's Academic Honor Roll.

In 2000: Received second team all-MIAA honors after leading the Ichabods with six sacks for 44 yards in loss - third best in conference. Also recorded team-high 11 tackles for loss. Overall had 29 tackles with 15 solo stops, three forced fumbles and three fumble recoveries starting all 11 games.

In 1999: Sat out the season as a redshirt.

Background: Named to the all-city and all-district team each of the last two seasons at Berkner High. State champion wrestler in 1999. Named to all-district team.

Personal: Born June 1, 1980. Son of John and Janie Taylor. Majoring in marketing and finance.

• *Taylor at Washburn* •

Tackles	UT	AT	Tot	PBU	TFL	S/YL	FF	FR	INT
2000	15	14	29	0	11/57	6/44	3	3	0
2001	12	23	35	0	7/20	1/1	0	1	0
Totals	27	37	64	0	18/77	7/45	3	4	0

79

BEN THURSBY**6-1, 270, REDSHIRT FRESHMAN, OL
AUBURN, NEB./HUMBOLDT HS**

At Washburn: Enters the season as the back-up at left tackle.

In 2001: Sat out the season as a redshirt.

Background: An honorable mention all-state selection following his junior and senior seasons. Also received all-conference honors and first team all-area defense accolades.

Personal: Born Feb. 19, 1983. Son of Don and Barbara Thursby. Majoring in criminal justice.

27

DAVID TOMASSI**5-11, 180, SENIOR, DB
MISHAWAKA, IND./OTTAWA UNIV.**

At Washburn: Could see some time on special teams for the Ichabods and in the defensive backfield.

In 2001: Participated in two games as a junior.

In 2000: Recorded one solo tackle against Southwest Baptist on homecoming.

In 1999: Appeared in one game for the 'Bods.

In 1998: Sat out the season as a redshirt.

Background: Transfer from Ottawa University. Graduate of Penn High School in Mishawaka, Ind. Was on Penn's back-to-back state championship teams in 1995 and 1996.

Personal: Born on May 14, 1977. Son of David Tomassi. Majoring

in history.

• *Tomassi at Washburn* •

Tackles	UT	AT	Tot	PBU	TFL	S/YL	FF	FR	INT
1999	0	0	0	0	0/0	0/0	0	0	0
2000	1	0	0	0	0/0	0/0	0	0	0
2001	0	0	0	0	0/0	0/0	0	0	0
Totals	1	0	0	0	0/0	0/0	0	0	0

71

ADAM TOBY**6-1, 265, SOPHOMORE, OL
CENTRALIA, KAN./CENTRALIA HS**

At Washburn: A versatile offensive lineman who can play a couple of positions.

In 2001: Played in two games for the Ichabods on the offensive line.

In 2000: Sat out the season as a redshirt.

Background: Was named all-league offensive guard and honorable mention defensive end after senior season. Was also a member of

the all-conference academic team.

Personal: Born on Oct. 27, 1981. Son of Bill and Brenda Toby. Majoring in business.

54

TIM WATTS**6-4, 270, JUNIOR, OL
TOPEKA, KAN./HAYDEN HS**

At Washburn: Returns to the offensive line as the only starter back from the 2001 season who started all 10 of 11 games. Named one of the 2002 team captains.

In 2001: Appeared 10 games for the Ichabods at right tackle. He received honorable mention all-conference honors and he was named to the MIAA Commissioner's

Academic Honor Roll.

In 2000: Appeared in all 11 games for the Ichabods backing up the starting offensive line.

In 1999: Sat out the season as a redshirt.

Background: Garnered all-league, all-city and Class 4A all-state honors at Hayden High. He was the starting center on basketball team.

Personal: Born Dec. 19, 1980. Son of David Watts and Sharon Lallman. Majoring in political science.

10

JEFF WIMPY**6-1, 195, SENIOR, DB
TULSA, OKLA./BETHANY**

At Washburn: Made an immediate impact in the defensive secondary starting the last 10 games of the season.

In 2001: Finished fifth on the team in tackles recording 48 including 21 solos stops. Also recorded five tackles for 19 yards in loss, one sack, one interception, four pass break-ups and two forced fumbles.

Background: A transfer from Bethany College where he was a two-year letterman for the Swedes and started as a sophomore. He was an all-conference selection and he picked off four passes. He also played baseball. At Berryhill High School, he was a two-

time all-conference member and played in the East vs. West all-star game. He was an all-state honorable mention selection. Also played baseball where he was an all-conference, all-Metro and team MVP as a senior. Was also a member of the National Honor Society.

Personal: Born Jan. 7, 1981. Son of John and Martha Wimpy. Majoring in education.

67 DEREK YOUNG

6-6, 250, SENIOR, DE
KANSAS CITY, MO./RAYTOWN HS



At Washburn: Made the move from the defensive line to the offensive line before the 2001 season.

In 2001: Played in seven games on the offensive line. Was named to the MIAA Commissioner's Academic Honor Roll.

In 2000: Collected 24 tackles including 13 solo stops and was second on the team with nine tackles for 39 loss yards. Also had two sacks and two fumble recoveries.

In 1999: Played in 10 games, collecting 18 tackles, 10 solo. Also recorded two sacks, a pass break-up and recovered a fumble.

In 1998: Sat out the season as a redshirt.

Background: A three-year starter who was named all-conference

at Raytown High. Was a Kansas City all-metro selection. Handled the punting chores for the team. Also played basketball. Participated in the Metro Classic.

Personal: Born Aug. 5, 1979. Son of Michael and Joy Young. Majoring in general business.

• **Young at Washburn** •

Tackles	UT	AT	Tot	PBU	TFL	S/YL	FF	FR	INT
1999	10	8	18	1	4/20	2/14	0	1	0
2000	13	11	24	0	9/39	2/17	0	2	0
Totals	23	19	42	1	13/59	4/28	0	3	0

3 ANDRE ZANDEVAKILI

5-9, 185, SOPHOMORE, RB
GARLAND, TEXAS/BERKNER HS



At Washburn: Will be in the rotation this season at halfback for the Ichabods.

In 2001: Played in 10 games as a redshirt carrying the ball 12 times for 56 yards. Also picked up two receptions for 19 ayds and one touchdown against Southwest Baptist.

In 2000: Sat out the season as a redshirt.

Background: Named honorable mention all-district and an athletic scholarship winner from the U.S. Army.

Personal: Born on Sept. 2, 1981. Son of Amir and Ligia Zandevakili. Majoring in business.

• **Zandevakili at Washburn** •

Rushing No.	Yds	Avg	TD	Long	Rec.	Yds	Avg	TD	Long
2001	12	55	4.6	0	16	2	19	9.5	1
Totals	12	55	4.6	0	16	2	19	9.5	1

Ichabod Newcomers

88 ZEB AUSTIN

6-2, 200, FRESHMAN, TE
LIBERAL, KAN./LIBERAL HS

Background: Was an all-conference selection at linebacker following his senior season and he placed third and sixth at the state wrestling tournaments. He also took part in the 2002 Shrine Bowl.

Personal: Born on July 15, 1984. Son of Bobby and Patricia Austin. Majoring in accounting.

66 ADAM AZELTINE

6-0, 170, FRESHMAN, P
OVERLAND PARK, KAN./BLUE VALLEY HS

Background: Was named first team EKL at wide receiver and punter as well as first team all-Sun county at punter and second team all-Sun county at wide receiver. He was named Johnson County all-star punter and an honorable mention all-state selection punter.

Personal: Born on April 3, 1984. Son of LeRoy and Mary Lou Azeltine. Majoring in political science.



Junior Tim Watts makes a block against Missouri Western. Watts was voted team captain and started 10 of 11 games last season.

39

WASHBURN
Ichabod Football

18

CHRIS BROWN
5-10, 185, FRESHMAN, RB
KANSAS CITY, MO./NORTH KANSAS

CITY HS

Background: Was named team's Most Valuable Player and team captain.

Personal: Born March 29, 1984. Son of Ruth Knox. Undecided on major.

19

MARQUETIS BURGESS
5-10, 165, FRESHMAN, WR
WEST PALM BEACH, FLA./PALM BEACH

LAKES CHS

Background: Was named second team all-state in football and first team all-Palm Beach County in basketball. He averaged nearly 165 all-purpose yards per game for the Rams and averaged 21 yards per kickoff return and 19 yards per punt return.

Personal: Born on Oct. 29, 1982. Son of Angela Williams. Majoring in secondary education. His uncle James Burgess played for the University of Miami Hurricanes from 1993-96 and the San Diego Chargers from 1997-98.

70

RYAN CLARY
6-5, 250, FRESHMAN, OL
VALLEY CENTER, KAN./VALLEY CENTER HS

Background: Was a first team all-conference selection following his season senior and was also received honorable mention 5A all-state accolades at Valley Center where they ran the conference table. He was a three-time letterman. Valley Center recorded a 32-5 record during Clary's four-seasons on the team.

Personal: Born on June 20, 1984. Son of Steve and Linda Clary. Undecided on major. His sister Lisa plays softball at Wichita State.

56

ZAC CLIFTON
6-1, 225, FRESHMAN, LB
LIBERAL, KAN./LIBERAL HS

Background: As a 2000 graduate from Liberal High School, he received the Iron Man award and was an all-conference selection. He went to Seward County, where they do not have football and was an athletic trainer.

Personal: Born Nov. 25, 1981. Son of Ronald and Betty Clifton. Majoring in exercise physiology.

48

TERRELL COBB
5-11, 215, FRESHMAN, LB
BOYNTON BEACH, FLA./SANTA LUCES HS

Background: He participated in the Outback Bowl All-Star game and was an all-district and all-conference choice as a senior.

Personal: Born Oct. 15, 1982. Son of Lionel and Lavern Cobb. Undecided on major. His father Lionel played football at Eastern Kentucky.

9

JOSHUA COVAL
5-10, 175, SOPHOMORE, QB
DODGE CITY, KAN./DODGE CITY CC

Background: At Dodge City Community College, he started the last four games at quarterback for the Conquistadors. At Dodge City High School, he snapped three records and was named hon-

orable mention all-conference.

Personal: Born on Feb. 28, 1983. Son of Loren and Kathleen Coval. Majoring in education.

15

AARON DEKOSKY
6-0, 185, FRESHMAN, K
OVERLAND PARK, KAN./BLUE VALLEY

NORTHWEST HS

Background: Was named to the all-EKL team as a senior at place kicker. He made 7 of 9 attempts hitting his longest attempt of 40 yards. He led the league in field goals and set the school record for field goals, field goal percentage and longest field goal. He was also 18 of 20 in point after attempts. He was a four-year letterman in tennis and was a member of the honor roll all four years.

Personal: Born on May 26, 1983. Son of Robert and Deborah DeKosky. Majoring in business. His grandfather Milton Padway played football and ran track at the University of Wisconsin.

94

JOHN DROWNS
6-3, 205, FRESHMAN, DE
KANSAS CITY, MO./PARK HILL SOUTH HS

Background: Was a three-year letterman gaining all-conference selection at tight end following his junior season and all-conference accolades at defensive end following his senior season. As a senior he recorded 15 tackles, six quarterback pressures leading the team with seven sacks. He also forced two fumbles, recovering one and recorded six tackles for loss. He has recorded a 3.95 GPA and a three-year choice as the football team's Mr. Academic and a four-year overall academic letterman.

Personal: Born on Sept. 29, 1983. Son of Mike and Linda Drowns. Majoring in business.

26

BRET DUBBERT
5-7, 175, FRESHMAN, RB
OVERLAND PARK, KAN./BLUE VALLEY

NORTHWEST HS

Background: Was the team captain and an honorable mention all-state selection. He was also named all-Johnson County, all-conference and all-sun county. He was a member of the National Honor Society.

Personal: Born on Jan. 24, 1984. Son of Dan and Natalie Dubbert. Undecided on major.

51

DAN EGERMAYER
6-2, 240, SOPHOMORE, LB
OMAHA, NEB./MISSISSIPPI UNIVERSITY

Background: Redshirted at Ol' Miss as a freshman. At Westside High School in Omaha, he was an all-conference and all-state honorable mention selection and he placed fourth and fifth in state track in the hurdles.

Personal: Born Dec. 4, 1981. Son of George and Jean Egermayer. Majoring in biology.



36 GRANT GOULD

6-4, 205, FRESHMAN, LB
TOPEKA, KAN./HIGHLAND PARK HS

Background: Was the Defensive Player of the Year on the Topeka all-City team last fall recording 143 tackles. He was also a first team all-Centennial League selection on offense at tight end and on defense at linebacker gaining honorable mention all-5A honors on defense. He also played quarterback for the Scots. Gould is a three-sport athlete at Highland Park also participating in wrestling and baseball, the latter he will also play at Washburn.

Personal: Born on Oct. 15, 1983. Son of Doug and Connie Gould. Majoring in pre-dental.

76 BRIAN GOOD

6-4, 210, FRESHMAN, DE
SALINA, KAN./SALINA SOUTH HS

Background: Played both tight end and defensive end for the Cougars.

Personal: Born on Feb. 15, 1984. Son of Donald and Margery Good. Majoring in engineering.

97 ADAM GRIESS

6-1, 220, FRESHMAN, DE
OVERLAND PARK, KAN./BLUE VALLEY NORTH HS

Background: Was a three-year starter at Blue Valley North High School where he was named second team all-conference at defensive end and twice named honorable mention all-conference at offensive line.

Personal: Born on June 10, 1983. Son of Robert and Carol Griess. Majoring in business.

6 TRENTON HEARN

6-1, 190, FRESHMAN, RB
LANCASTER, TEXAS/LANCASTER HS

Background: Was a three-year starter at Lancaster High School where he rushed for 300 yards and one touchdown as a sophomore. As a junior, he tallied a district-tops 1,500 yards and 19 touchdowns en route to all-district honors. As a senior, he rushed for 1,600 yards, which led the district and 25 touchdowns.

Personal: Born on Sept. 11, 1984. Son of Bobby and Ernestine Hearn. Undecided on major.

77 JIM HOLLAND

6-5, 240, FRESHMAN, OL
PITTSBURG, KAN./PITTSBURG HS

Background: Was a two-way starter for Pittsburg High School at offensive tackle and defensive end. He gained first team all-conference honors and was a all-state selection honorable mention choice. A 2002 Kansas Shrine Bowl game participant.

Personal: Born on April 21, 1984. Son of John and Betsy Holland. Undecided on major.

92 KYLE KABRIEL

5-11, 235, FRESHMAN, DE
WAMEGO, KAN./GARDEN CITY CC

Background: At Wamego High School, we was an all-conference choice at defensive end and an all-state honorable mention selection.

Personal: Born Jan. 14, 1983. Son of Randy and Monica Kabriel. Majoring in pre-pharmacy.

58 SHAWN KUSZAK

6-0, 200, JUNIOR, LB
TOPEKA, KAN./BUTLER COUNTY CC

Background: At Topeka West High School, he was a 1999 Honorable Mention All-Conference and All-City. Transferred to Washburn from Butler County.

Personal: Born March 7, 1982. Son of Teresa Kuszak. Majoring in athletic training.

46 JOSEPH LEIKER

5-11, 190, FRESHMAN, DB
TOPEKA, KAN./HAYDEN HS

Background: Was a all-league selection on offense and two-time choice on defense for the Wildcats. He was a second team all-city choice as and honorable mention all-state as a senior. Also named all-city as a junior. A state qualifier in track as a senior and an all-league defensive team choice in basketball.

Personal: Born June 22, 1983. Son of Ronald and Janet Leiker. Undecided on major. Cousin Dan Wilson played football for the Ichabods from 1998-2001.

60 CHRIS LOCHWOOD

6-1, 230, FRESHMAN, LB
TOPEKA, KAN./SEAMAN HS

Background: Played football and ran track at Seaman High School.

Personal: Born on March 10, 1984. Son of Steven and Susan Lochwood. Majoring in computer science.

65 PAT MACK

6-5, 220, FRESHMAN, OL
OMAHA, NEB./MILLARD NORTH HS

Background: Was a two-time letterwinner at Millard North High School as his team finished 11-1 and won the district championship. He was received first team all-district, second team all-metro and a super all-State honorable mention selection.

Personal: Born on Nov. 11, 1983. Son of Bill and Desese Mack. Undecided on major.

31 CHRIS MCCANN

5-9, 180, FRESHMAN, RB
LIBERAL, KAN./LIBERAL HS

Background: Rushed for 1,456 yards on 205 carries averaging 7.1 yards per carry and 24 touchdowns. He was a Kansas Football Coaches Association and *Topeka Capital-Journal* 5A all-State selection as well as an all-conference choice. The Capital-Journal also named McCann to its third team all-class all-state team and participated in the 2002 Kansas Shrine Bowl game.



Personal: Born on May 10, 1984. Son of Larry McCann and Nina Holmes. Majoring in criminal justice.

68 BEN MEYER

5-11, 205, FRESHMAN, DE
TOPEKA, KAN./WASHBURN RURAL HS

Background: He was a three-year letterman for the Junior Blues' football squad and a four-year academic letterman. He was an All-City honorable mention pick following his senior season and a second team All-Centennial League choice at center as well.

Personal: Born Sept. 12, 1983. Son of Tom and Paula Meyer. Majoring in business law.

82 MARCUS MILLER

5-7, 150, FRESHMAN, WR
TOPEKA, KAN./SHAWNEE HEIGHTS HS

Background: Was a 5A all-state and all-city selection at defensive back last season for the T-Birds. He was an unanimous all-Centennial League selection as a receiver and return specialist and a first team choice on defense. As a senior, he caught 41 passes for 726 yards and carried the ball 14 times for 154 yards scoring 12 touchdowns.

Personal: Born on March 7, 1984. Son of Gerald Miller and Ruby Banks. Majoring in psychology.

4 TAURENCE MINIKWU

5-11, 205, FRESHMAN, LB
MIAMI, FLA./HIALEAH-MIAMI HS

Background: Was named team captain his senior season and led them in tackles following his junior and senior campaigns. Also received team's defensive MVP award.

Personal: Born Jan. 27, 1984. Son of Victor Minikwu and Vivian Kelsey. Majoring in either law or education.

53 MARLON MONTGOMERY

6-1, 190, FRESHMAN, LB
RAYTOWN, MO./RAYTOWN HS

Background: Was named first team honorable mention all-conference and a two-year letterwinner.

Personal: Born April 23, 1984. Son of Willie and Alma Bland. Undecided on major. His first cousin Travian Smith has been a member of the Oakland Raiders since 1998 and he played collegiately at Oklahoma.

20 BOBBY NELSON

5-8, 175, FRESHMAN, DB
DESOTO, TEXAS/DESOTO HS

Background: Recorded 116 tackles including 64 solo stops with six for loss and six sacks in 14 games. He forced two fumbles recovering two picking off four passes. On special teams he blocked three field goals and three extra points. He was the team captain for the Eagles and a first team all-district selection at free safety.

Personal: Born on Jan. 4, 1984. Son of Demarco and Beverly Lynn. Majoring in computer science.

63 NICHOLAS NYP

5-11, 190, FRESHMAN, LB
WICHITA, KAN./VALLEY CENTER HS

Background: He was a three-year starter who finished his career with more than 200 tackles. He was a first team all-conference pick at offensive line and second team all-conference selection at linebacker. His senior season, he was named the team's defensive player of the year and a first team all-Chisolm League choice and received Kansas Coaches Association 5A All-State accolades.

Personal: Born on Dec. 6, 1983. Son of Randy and Susan Nyp. Majoring in business.

85 MICHAEL ODUPITAN

6-0, 175, FRESHMAN, WR
LAKE WORTH, FLA./LAKE WORTH HS

Background: Was a second team all-area selection recording 44 catches for 700 yards as a senior and participated in the all-star game at the Outback Steakhouse Bowl Game. He was also a "Fab Five" basketball selection as one of the top five players in the area.

Personal: Born Dec. 12, 1982. Son of Josephine Odupitan. Majoring in Education.

81 JERELL PFANNENSTIEL

6-0, 185, FRESHMAN, WR
GARDEN CITY, KAN./GARDEN CITY HS

Background: Was a three-year starter at quarterback at Garden City High School, but will move to wide receiver for the Ichabods. He was a two-year all conference selection and quarterbacked Garden City to the 1999 state championship. Was named the team's MVP as a senior. Also played guard on Garden City's conference championship basketball team as a junior.

Personal: Born on Aug. 12, 1983. Son of Jim Pfannenstiel and Sharla Avila. Undecided on major.

84 JEFF SCOTT

6-3, 200, FRESHMAN, TE
LENEXA, KAN./SHAWNEE MISSION

WEST HS

Background: Was an 6A all-state tight end at Shawnee Mission West catching 25 passes for 449 yards. He was a first team all-conference and all-county on offense at tight end and on defense he gained second team all-state, second team all-conference and second team all-county honors at defensive end.

Personal: Born on Sept. 7, 1983. Son of Robert and Debbie Scott. His father played football at Kansas State from 1971 to 1973. Majoring in criminal justice.

23 BRETT SHARP

6-1, 185, FRESHMAN, DB
KANSAS CITY, MO./PARK HILL SOUTH HS

Background: Was named second team all-conference at quarterback and honorable mention at tight end. He was also team captain as a senior year.

Personal: Born on June 25, 1983. Son of Dan Sharp and Loretta Curran. Majoring in psychology. His brother Kyle won two football national championships at Northwest Missouri.

83

SAM SISSOM**5-11, 185, FRESHMAN, WR
KANSAS CITY, MO./WINNETONKA HS**

Background: Was a first team all-conference selection in three sports at Winnetonka High School in football, basketball and baseball. He was also an all-Northland choice in all three sports. He will play baseball for the Ichabods as well.

Personal: Born Sept. 5, 1983. Son of Dan and Bonnie Sissom. Undecided on major.

24

HENRY TALLEY III**6-0, 180, FRESHMAN, DB
KANSAS CITY, MO./PARK HILL SOUTH HS**

Background: Was a two-year member of the all-conference first team as well as a two-time all-district selection and two-time all-Metro selection. As a three-year starter he recorded 31 receptions for 641 yards and four touchdowns. He averaged 19.4 yards per punt return for his career taking one back for a touchdown. On defense he recorded 14 career interceptions returning one for a touchdown gaining two blocked punts. As a junior, he recorded nine interceptions.

Personal: Born on Sept. 4, 1983. Son of Henry and Debroah Talley. Majoring in business.

64

ANDY TERHUNE**6-1, 180, FRESHMAN, K
MAPLE HILL, KAN./ST. MARY'S HS**

Background: Was named first team all conference following his junior and senior seasons at kicker and also received all-state honors the same two seasons. He was also all-conference in baseball as a junior.

Personal: Born on June 1, 1983. Son of Randy and Kim Terhune. Majoring in biology. His grandfather, Les Kelly played football for the Ichabods from 1955 to 1959.

74

JUSTIN THOMPSON**6-4, 265, FRESHMAN, OL
RAYTOWN, MO./RAYTOWN HS**

Background: Was a two-time honorable mention all-conference selection on the defensive line and was named to the second team all-conference squad on the offensive line as the team captain as a senior. He is also the captain of Raytown's track and wrestling team.

Personal: Born on July 6, 1983. Son of Michael Thompson and Pamela Thompson-Fithen. His cousin Derrick Pierce played football for Washburn graduating in 1993. Majoring in criminal justice.

90

CORY TINKLIN**6-5, 235, FRESHMAN, DE
SABETHA, KAN./SABETHA HS**

Background: Received 2001 Big 7 League all-conference honors on offense and defense and was a first team all-4A State selection on the offensive line. Participated in the 2002 Kansas Shrine Bowl Game. As a junior he received honorable mention all-conference honors on defense. An accomplished wrestler as well, he finished fifth at the state wrestling tournament following his senior

season and qualified for state as a junior.

Personal: Born on July 9, 1984. Son of George and Lynn Tinklin. Majoring in criminal justice. He father played football at Highland Community College.

39

STEVE TOTH**5-11, 170, FRESHMAN, DB
KANSAS CITY, MO./PARK HILL SOUTH HS**

Background: Was named honorable mention all-conference at defensive back leading the team in tackles during his senior season. He also led the team in tackles as a junior receiving honorable mention accolades again.

Personal: Born on July 5, 1983. Son of Frank Toth and W. Doris Lawrence. Undecided on major.

38

FORREST WILLIAMS**6-1, 190, SOPHOMORE, LB
DALLAS, TEXAS/OTTAWA UNIVERSITY**

Background: A transfer from Ottawa (Kan.) University where he played nickelback and on special teams. At North Dallas High School, he was a second team all-district pick at strong safety following his junior and senior years after leading the team in tackles both seasons with 112 as a junior and 97 as a senior. Also recorded five interceptions as a junior and was an honorable mention all-district choice in basketball his junior and senior seasons.

Personal: Born on Dec. 26, 1982. Son of Neely and Mattie Blackman. Undecided on major.

57


PHIL WOODRUFF**6-2, 190, FRESHMAN, P
WAMEGO, KAN./ROCK CREEK HS**

Background: A two-sport athlete at Rock Creek High School who played running back, linebacker and punter. Also played basketball. Was selected as honorable mention 3A All-State at punter. He rushed for 200 yards and a touchdown against St. Mary's as a senior in a 29-14 win.

Personal: Born July 10, 1984. Son of Tim and Marilyn Woodruff. Undecided on major.

43

WASHBURN
Ichabod Football





The captains for the 2002 season are (top row) junior defensive end Eric Taylor, junior defensive tackle Michael Kitchener, sophomore linebacker Larry Schembri, (bottom row) junior quarterback Tyler Schuerman and junior right tackle Tim Watts.

UNIVERSITY OF WISCONSIN-LA CROSSE

SEPT. 7, 2002 • MOORE BOWL • TOPEKA, KAN. • 7 P.M.

GENERAL

Location: LaCrosse, Wis.
Founded: 1909
Enrollment: 8,509
Affiliation: NCAA III
Conference: Wisconsin-Intercollegiate
Nickname: Eagles
Colors: Maroon and Gray
President: Dr. Douglas Hastad
Director of Athletics: Joe Baker
Football SID: David Johnson
E-mail: johnson.dav2@uwlax.edu
Phone: 608.785.8493
Fax: 608.785.6539
Press Box Phone: 608.785.8991



Larry Terry



Josh Boraas

FOOTBALL

Head Coach: Larry Terry
 Alma Mater: UWL 1977
 Record at UWL: 11-9, 2 years
 Overall Record: 36-38-32-1, 8 years
 Phone: 608.785.8686
Assistant Coaches: Barry Schockmel,
 Mike Anderson, Mick Miyamoto, Frank
 Tierney, Tim Ebner, Mike Durnin
2001 Record: 4-6
WIAC Record, Finish: 3-4, T-5th
Basic Formations: Multiple • 4-3
Lettermen: Returning-40 • Lost-15
Returning Starters: Offense-7 •
 Defense-4 • Specialty-2

SERIES NOTES

Series Record: Washburn leads 2-1
First meeting: WU 24, UWL 21 in 1999
Last meeting: UWL 37, WU 18 in 2001
Last WU win: 26-6 in 2000
Last UWL win: 37-18 in 2001
Largest WU win: 26-6 in 2000
Largest UWL win: 37-18 in 2001

2002 SCHEDULE

Sept. 7 at Washburn 7 p.m.
 Sept. 14 Illinois Wesleyan 1:05 p.m.
 Sept. 21 at Drake 1 p.m.
 Oct. 5 at UW-Stevens Point* 1 p.m.
 Oct. 12 UW-Platteville* 1:05 p.m.
 Oct. 19 at UW-Oshkosh* 1 p.m.
 Oct. 26 at UW-Whitewater* 1 p.m.
 Nov. 2 UW-River Falls* 1:05 p.m.
 Nov. 9 UW-Eau Claire* 11:30 a.m.
 Nov. 16 at UW-Stout* 1 p.m.

2001 RESULTS (4-6)

Sept. 1 Washburn W 37-18
 Sept. 8 at Winona State L 22-31
 Sept. 15 at St. Francis L 12-20
 Sept. 29 UW-Stevens Point* L 16-17
 Oct. 6 at UW-Platteville* L 29-36
 Oct. 13 UW-Oshkosh* W 30-21
 Oct. 20 UW-Whitewater* W 21-0
 Oct. 27 at UW-River Falls* W 31-9
 Nov. 3 at UW-Eau Claire* L 7-10
 Nov. 10 UW-Stout* L 7-10

FORT HAYS STATE UNIVERSITY

SEPT. 14, 2002 • LEWIS FIELD STADIUM • HAYS, KAN. • 7 P.M.

GENERAL

Location: Hays, Kan.
Founded: 1902
Enrollment: 5,800
Affiliation: NCAA - II
Conference: Rocky Mountain
Nickname: Tigers
Colors: Black & Gold
President: Dr. Edward H. Hammond
Director of Athletics: Tom Spicer
Football SID: Jason McCullough
E-mail: jmccullo@fhsu.edu
Phone: 785.628.5800
Fax: 785.628.4383
Press Box Phone: 785.628.5800/5316



Tim O'Connor



Jason Broom

FOOTBALL

Head Coach: Tim O'Connor
 Alma Mater: Boise State, '91
 Record at FHSU: 3-8, 1 year
 Overall Record: same
 Phone: 785.628.4399
Assistant Coaches: Bryan Maring, Jeff
 Walker, Jeremy Hawks, Mike Norris, Levi
 Kramer, Chris Krich, Ryan Walter, Chad
 Adams
2001 Record: 3-8
Basic Formations: Pro - I • 4-3
Lettermen: Returning-35 • Lost-20
Returning Starters: Offense-9 •
 Defense-6 • Specialty-4

SERIES NOTES

Series Record: WU leads 34-21-3
First meeting: WU 7, FHSU 6 in 1919
Last meeting: WU 17, FHSU 14 in 1999
Last WU win: 17-14 in 1999
Last FHSU win: 24-12 in 1998
Largest WU win: 46-0 in 1963
Largest FHSU win: 35-0 in 1967

2002 SCHEDULE

Sept. 5 at Emporia State 7 p.m.
Sept. 14 Washburn 7 p.m.
 Sept. 21 Chadron State 2 p.m.
 Sept. 28 at Adams State 2 p.m.
 Oct. 5 at Colorado-Mines 2 p.m.
 Oct. 12 Fort Lewis College 2 p.m.
 Oct. 19 at Oklahoma Panhandle TBA
 Oct. 26 Mesa State 7 p.m.
 Nov. 2 at Nebraska-Kearney 7 p.m.
 Nov. 9 at Western State 2 p.m.
 Nov. 16 New Mexico Highlands 1 p.m.

2001 RESULTS (3-8)

Aug. 30 Emporia State L 21-38
 Sept. 8 at Missouri Western L 14-37
 Sept. 15 Adams State W 15-0
 Sept. 22 at Colorado-Mines LOT 45-52
 Sept. 29 at Fort Lewis College W 37-17
 Oct. 6 Oklahoma Panhandle W 60-6
 Oct. 13 at Mesa State L 20-23
 Oct. 20 Nebraska-Kearney L 35-44
 Oct. 27 Western State L 15-29
 Nov. 3 at New Mexico Highlands L 26-36
 Nov. 10 at Chadron State L 0-44

PITTSBURG STATE UNIVERSITY

SEPT. 21, 2002 • MOORE BOWL • TOPEKA, KAN. • 7 P.M. • METRO SPORTS TV

GENERAL

Location: Pittsburg, Kan.
Founded: 1903
Enrollment: 6,500
Affiliation: NCAA II
Conference: Mid-America Intercollegiate
Nickname: Gorillas
Colors: Crimson and Gold
President: Dr. Tom Bryant
Director of Athletics: Chuck Broyles
Football SID: Dan Wilkes
E-mail: dwilkes@pittstate.edu
Phone: 620.235.4147
Fax: 620.235.4149
Press Box Phone: 620.235.4869



Chuck Broyles Aaron McConnell

FOOTBALL

Head Coach: Chuck Broyles
 Alma Mater: PSU - 1970
 Record at PSU: 123-23-2, 12 years
 Overall Record: Same
 Phone: 620.235.4389
Assistant Coaches: Tim Beck, Anton Stewart, Bill Kroenke, John Pierce, Carl Roth
2001 Record: 11-2
MIAA Record, Finish: 8-1, 1st
Basic Formations: Double Tight/Split Back/Veer • 4-4
Lettermen: Returning-39 • Lost-16
Returning Starters: Offense-7 • Defense-6 • Specialty-2

SERIES NOTES

Series Record: PSU leads 55-18-1
First meeting: WU 7, PSU 0 • 1920
Last meeting: PSU 51, WU 21 • 2001
Last WU win: 38-36 in 1980
Last PSU win: 31-28 in 2000
Largest WU win: 36-13 in 1953
Largest PSU win: 61-0 in 1989

2002 SCHEDULE

Aug. 31 Langston (Okla.) 7 p.m.
 Sept. 14 Bacone (Okla.) 7 p.m.
Sept. 21 at Washburn..... 7 p.m.
 Sept. 28 Missouri Western 2 p.m.
 Oct. 5 Missouri Southern 7 p.m.
 Oct. 12 at Emporia State 2 p.m.
 Oct. 17 vs Northwest Missouri#7:30 p.m.
 Oct. 26 at Missouri-Rolla 2 p.m.
 Nov. 2 Truman 1 p.m.
 Nov. 9 at Southwest Baptist 2 p.m.
 Nov. 16 at Central Missouri. 2 p.m.
 #at Arrowhead Stadium - Kansas City, Mo.

2001 RESULTS (11-2)

Aug. 25 SW Assemblies of God W 76-0
 Sept. 8 Bacone (Okla.) W 75-0
Sept. 15 Washburn W 51-21
 Sept. 22 at Missouri Western ... W 17-13
 Sept. 29 at Missouri Southern ... W 35-13
 Oct. 6 Emporia State W 38-23
 Oct. 13 Northwest Missouri L 31-35
 Oct. 20 at Missouri-Rolla. W 31-3
 Oct. 27 Truman W 28-0
 Nov. 3 at Southwest Baptist ... W 27-20
 Nov. 8 at Central Missouri. ... W 38-13
 Nov. 17 Nebraska-Omaha W 20-7
 Nov. 24 at North Dakota State. ... L 0-38

MISSOURI SOUTHERN STATE COLLEGE

SEPT. 28, 2002 • MOORE BOWL • TOPEKA, KAN. • 7 P.M.

GENERAL

Location: Joplin, Mo.
Founded: 1937
Enrollment: 5,750
Affiliation: NCAA II
Conference: Mid-America Intercollegiate
Nickname: Lions
Colors: Green and Gold
President: Dr. Julio S. Leon
Director of Athletics: Sallie Beard
Football SID: TBA
E-mail: TBA
Phone: 417.625.9359
Fax: 417.625.9397
Press Box Phone: 417.625.3087



Bill Cooke

FOOTBALL

Head Coach: Bill Cooke
 Alma Mater: Fort Lewis - 1973
 Record at MSSC: 9-22, 3 seasons
 Overall Record: 29-38-1, 7 season
 Phone: 417.625.9358
Assistant Coaches: Alan Dykens, Andy Schneider, Rob Green, Mark Smith
2001 Record: 4-6
MIAA Record, Finish: 3-6, T-7th
Basic Formations: I-Formation • 3-3
Lettermen: Returning-28 • Lost-20
Returning Starters: Offense-7 • Defense-7 • Specialty-2

SERIES NOTES

Series Record: MSSC leads 19-12-1
First meeting: WU 21, MSSC 21 • 1970
Last meeting: WU 29, MSSC 28 • 2001
Last WU win: 29-28 in 2001
Last MSSC win: 17-14 in 1997
Largest WU win: 25-7 in 1986
Largest MSSC win: 44-14 in 1992

2002 SCHEDULE

Sept. 7 Greenville (Ill.) 6 p.m.
 Sept. 14 at Northeastern State. ... 6 p.m.
 Sept. 21 Southwest Baptist 6 p.m.
Sept. 28 Washburn 6 p.m.
 Oct. 5 at Pittsburg State 7 p.m.
 Oct. 12 at Northwest Missouri .. 1 p.m.
 Oct. 19 Truman 6 p.m.
 Oct. 26 at Central Missouri 2 p.m.
 Nov. 2 Missouri Western 2 p.m.
 Nov. 9 Emporia State 2 p.m.
 Nov. 16 at Missouri-Rolla 1 p.m.

2001 RESULTS (4-6)

Sept. 8 Northeastern State ... W 24-0
 Sept. 13 at Southwest Baptist ... L 39-41
Sept. 22 at Washburn L 28-29
 Sept. 29 Pittsburg State L 13-35
 Oct. 6 Northwest Missouri L 3-38
 Oct. 13 at Truman L 9-37
 Oct. 20 Central Missouri W 35-13
 Oct. 25 at Missouri Western ... L 6-28
 Nov. 3 at Emporia State ... W 23-17 OT
 Nov. 10 Missouri-Rolla W 42-14



WASHBURN
Ichabod Football

NORTHWEST MISSOURI STATE UNIVERSITY

OCT. 5, 2002 • MOORE BOWL • TOPEKA, KAN. • 7 P.M. • FAN APPRECIATION DAY

GENERAL

Location: Maryville, Mo.
Founded: 1905
Enrollment: 6,200
Affiliation: NCAA II
Conference: Mid-America Intercollegiate
Nickname: Bearcats
Colors: Forest Green and White
President: Dr. Dean L. Hubbard
Director of Athletics: Dr. Robert Boerigter
Football SID: Andy Seeley
E-mail: nwsid@nwmissouri.edu
Phone: 660.562.1118
Fax: 660.562.1582
Press Box Phone: 660.562.1582



Mel Tjeerdsma



Ryan Miller

FOOTBALL

Head Coach: Mel Tjeerdsma
 Alma Mater: Southern State - 1967
 Record at NWMSU: 76-25, 8 years
 Overall Record: 136-63-4, 18 years
 Phone: 660.562.1311
Assistant Coaches: Jim Svoboda, Scott Bostwick, Bart Tatum, Jon Gustafson, Will Wagner
2001 Record: 7-4
MIAA Record, Finish: 6-3, T-3rd
Basic Formations: Multiple • 4-3
Returning Starters: 14 total overall

SERIES NOTES

Series Record: NWMSU leads 15-5
First meeting: NWMSU 27, WU 0 • 1944
Last meeting: NWMSU 52, WU 17 • 2001
Last WU win: 48-14 in 1994
Last NWMSU win: 52-17 in 2001
Largest WU win: 48-14 in 1994
Largest NWMSU win: 47-0 in 1984

2002 SCHEDULE

Sept. 7 Nebraska-Omaha 1 p.m.
 Sept. 14 at Minn. St.-Mankato . . . 1 p.m.
 Sept. 21 Missouri-Rolla 1 p.m.
 Sept. 28 at Southwest Baptist . . . 2 p.m.
Oct. 5 at Washburn 7 p.m.
 Oct. 12 Missouri Southern 1 p.m.
 Oct. 17 Pittsburg State# 7:30 p.m.
 Oct. 26 at Truman State 1 p.m.
 Nov. 2 Central Missouri State . . 1 p.m.
 Nov. 9 at Missouri Western . . . 1 p.m.
 Nov. 16 at Emporia State 2 p.m.
 #at Arrowhead Stadium - Kansas City, Mo.

2001 RESULTS (7-4)

Sept. 1 at Nebraska-Omaha . . . L 21-24
 Sept. 8 Minn. State-Mankato . . . W 36-19
 Sept. 15 at Missouri-Rolla W 49-0
 Sept. 22 Southwest Baptist W 52-10
Sept. 29 Washburn W 52-17
 Oct. 6 at Missouri Southern . . . W 38-3
 Oct. 13 at Pittsburg State W 35-31
 Oct. 20 Truman L 23-24
 Oct. 27 at Central Missouri . . . L 36-37
 Nov. 3 Missouri Western . . . L 30-37 OT
 Nov. 10 Emporia State W 44-3

TRUMAN STATE UNIVERSITY

OCT. 12, 2002 • STOKES STADIUM • KIRKSVILLE, MO. • 2 P.M. • HOMECOMING

GENERAL

Location: Kirksville, Mo.
Founded: 1867
Enrollment: 6,000
Affiliation: NCAA II
Conference: Mid-America Intercollegiate
Nickname: Bulldogs
Colors: Purple and White
President: Dr. Jack Magruder
Director of Athletics: Jerry Wollmering
Football SID: Melissa Ware
E-mail: mware@truman.edu
Phone: 660.785.4127/4276
Fax: 660.785.7475
Press Box Phone: 660.785.4276



John Ware



Dusty Burk

FOOTBALL

Head Coach: John Ware
 Alma Mater: Drake University-1981
 Record at TSU: 44-32, 7 years
 Overall Record: Same
 Phone: 660.785.4252
Assistant Coaches: Matt Copeland, Keeth Matheny, Jeff Jacques, Erick Kruppe
2001 Record: 8-3
MIAA Record, Finish: 6-3, T3th
Basic Formations: Multiple • 4-4
Lettermen: Returning-36 • Lost-23
Returning Starters: Offense-6 • Defense-7 • Specialty-1

SERIES NOTES

Series Record: Truman leads 16-3
First meeting: TSU 26, WU 13 • 1958
Last meeting: TSU 27, WU 26 • 2000
Last WU win: 52-13 in 1999
Last TSU win: 27-26 in 2001
Largest WU win: 52-13 in 1999
Largest TSU win: 39-0 in 1962

2002 SCHEDULE

Sept. 1 at Drake (Iowa) 1 p.m.
 Sept. 8 Quincy (Ill.) 1:30 p.m.
 Sept. 15 at Emporia State 2 p.m.
 Sept. 22 at Missouri-Rolla 6:30 p.m.
 Sept. 29 Southwest Baptist 2 p.m.
Oct. 6 Washburn 2 p.m.
 Oct. 13 at Missouri Southern 6 p.m.
 Oct. 20 Northwest Missouri 1 p.m.
 Oct. 27 Pittsburg State 1 p.m.
 Nov. 3 at Central Missouri 1 p.m.
 Nov. 10 Missouri Western 1 p.m.

2001 RESULTS (8-3)

Sept. 1 Drake (Iowa) W 40-29
 Sept. 8 at Quincy (Ill.) W 51-7
 Sept. 15 Emporia State L 14-34
 Sept. 22 Missouri-Rolla W 61-0
 Sept. 29 at Southwest Baptist . . . W 43-14
Oct. 6 at Washburn W 27-26
 Oct. 13 Missouri Southern W 37-9
 Oct. 20 at Northwest Missouri . . . W 24-23
 Oct. 27 at Pittsburg State L 0-28
 Nov. 3 Central Missouri L 27-58
 Nov. 10 at Missouri Western . . . W 42-35

CENTRAL MISSOURI STATE UNIVERSITY

OCT. 19, 2002 • WALTON STADIUM • WARRENSBURG, MO. • 1 P.M.

GENERAL

Location: Warrensburg, Mo.
Founded: 1871
Enrollment: 11,000
Affiliation: NCAA II
Conference: Mid-America Intercollegiate
Nickname: Mules
Colors: Cardinal and Black
President: Dr. Bobby Patton
Director of Athletics: Jerry Hughes
Football SID: Joe Moore
E-mail: TBA
Phone: 660.543.4312
Fax: 660.543.8034
Press Box Phone: 660.543.4905



Willie Fritz

FOOTBALL

Head Coach: Willie Fritz
 Alma Mater: Pittsburg State - 1983
 Record at CMSU: 37-19, 5 years
 Overall Record: Same
 Phone: 660.543.4252

Assistant Coaches: Scott Grinde, Jeff Hecklinski, Scott Baumgartner, Chuck Clemens, Charlie Lee, Dan Oswald, Chris Oswald

2001 Record: 10-2

MIAA Record, Finish: 7-2, 2nd

Basic Formations: Pro • 4-3

Lettermen: Returning-31 • Lost-23

Returning Starters: Offense-9 • Defense-6

SERIES NOTES

Series Record: CMSU leads 16-15-2
First meeting: WU 6, CMSU 0 • 1902
Last meeting: CMSU 58, WU 34 • 2001
Last WU win: 23-7 in 1996
Last CMSU win: 58-34 in 2001
Largest WU win: 34-0 in 1963
Largest CMSU win: 37-0 in 1998

2002 SCHEDULE

Aug. 31 at Lincoln 7 p.m.
 Sept. 14 Sterling (Kan.) 7 p.m.
 Sept. 21 at Missouri Western ... 6 p.m.
 Sept. 28 Emporia State 2 p.m.
 Oct. 5 Missouri-Rolla 1 p.m.
 Oct. 12 at Southwest Baptist ... 2 p.m.
Oct. 19 Washburn 1 p.m.
 Oct. 27 Missouri Southern 2 p.m.
 Nov. 2 at Northwest Missouri ... 1 p.m.
 Nov. 9 Truman 1 p.m.
 Nov. 16 at Pittsburg State 1 p.m.

2001 RESULTS (10-2)

Aug. 30 Lincoln W 24-10
 Sept. 6 Ottawa W 63-13
 Sept. 15 Missouri Western ... W 34-28
 Sept. 22 at Emporia State W 40-34 2OT
 Sept. 29 at Missouri-Rolla W 31-10
 Oct. 6 Southwest Baptist ... W 49-17.
Oct. 11 at Washburn W 58-34
 Oct. 20 at Missouri Southern ... L 13-35
 Oct. 27 Northwest Missouri ... W 37-36
 Nov. 3 at Truman W 58-27
 Nov. 10 Pittsburg State L 13-38
 Dec. 1 vs Minnesota-Duluth# W 48-17
 # Mineral Water Bowl

MISSOURI WESTERN STATE COLLEGE

OCT. 26, 2002 • MOORE BOWL • TOPEKA, KAN. • 1 P.M. • HOMECOMING/HALL OF FAME

GENERAL

Location: St. Joseph, Mo.
Founded: 1969
Enrollment: 5,158
Affiliation: NCAA II
Conference: Mid-America Intercollegiate
Nickname: Griffons
Colors: Black and Gold
President: Dr. James Scanlon
Director of Athletics: Pete Chapman
Football SID: Brett King
E-mail: king@griffon.mwsc.edu
Phone: 816.271.4257
Fax: 816.271.4544
Press Box Phone: 816.271.4257



Jerry Partridge



Eric Walker

FOOTBALL

Head Coach: Jerry Partridge
 Alma Mater: Missouri Western 1985
 Record at MWSC: 33-23, 5 years
 Overall Record: Same
 Phone: 816.271.5944

Assistant Coaches: Jay Bubak, Les Boyum, Doug Smith, Matt Williamson, Regi Trotter, Phillip Nelson

2001 Record: 8-3

MIAA Record, Finish: 6-3, T-3rd

Basic Formations: Multiple-Pro • 4-3

Lettermen: Returning-30 • Lost-12

Returning Starters: Offense-8 • Defense-10 • Specialty-1

SERIES NOTES

Series Record: MWSC leads 16-12-2
First meeting: WU 58, MWSC 3 • 1972
Last meeting: MWSC 27, WU 6 • 2000
Last WU win: 35-27 • 1998
Last MWSC win: 27-6 • 2001
Largest WU win: 58-3 in 1972
Largest MWSC win: 52-0 in 1981

2002 SCHEDULE

Aug. 29 Winona State 6 p.m.
 Sept. 7 at South Dakota 6:30 p.m.
 Sept. 21 Central Missouri 6 p.m.
 Sept. 28 at Pittsburg State 2 p.m.
 Oct. 5 Emporia State 1 p.m.
 Oct. 12 at Missouri-Rolla 1 p.m.
 Oct. 19 Southwest Baptist 2 p.m.
Oct. 26 at Washburn 1 p.m.
 Nov. 2 at Missouri Southern ... 2 p.m.
 Nov. 9 Northwest Missouri ... 1 p.m.
 Nov. 16 at Truman 1 p.m.

2001 RESULTS (8-3)

Sept. 1 at SE Oklahoma W 16-12
 Sept. 8 Fort Hays State W 37-14
 Sept. 15 at Central Missouri ... L 28-34
 Sept. 22 Pittsburg State L 13-17
 Sept. 29 at Emporia State W 34-14
 Oct. 6 Missouri-Rolla W 34-14
 Oct. 13 at Southwest Baptist ... W 21-12
Oct. 20 Washburn W 27-6
 Oct. 27 Missouri Southern ... W 28-6
 Nov. 3 at Northwest Missouri W 37-30 OT
 Nov. 10 Truman L 35-42



WASHBURN
Ichabod Football

EMPORIA STATE UNIVERSITY

NOV. 2, 2002 • MOORE BOWL • TOPEKA, KAN. • 1 P.M. • SENIOR DAY

GENERAL

Location: Emporia, Kan.
Founded: 1863
Enrollment: 5,823
Affiliation: NCAA II
Conference: Mid-America Intercollegiate
Nickname: Hornets
Colors: Old Gold and Black
President: Dr. Kay Schallenkamp
Director of Athletics: Kent Weiser
Football SID: Don Weast
E-mail: weastdon@esumail.emporia.edu
Phone: 620.341.5526
Fax: 620.341.5808
Press Box Phone: 620.341.5020



Dave Wiemers



Dontaye McCoy

FOOTBALL

Head Coach: Dave Wiemers
 Alma Mater: Washburn - 1990
 Record at ESU: 5-6, 1 year
 Overall Record: same
 Phone: 620.341.5504
Assistant Coaches: Todd Hafner, Clayt Birmingham, Jon Wiemers, Chet Pobolish, Larry Wiemers, Kenny Wilhite
2001 Record: 5-6
MIAA Record, Finish: 3-6, T7th
Basic Formations: Multiple • 4-4
Lettermen: Returning-43 • Lost-11
Returning Starters: Offense-8 • Defense-8 • Specialty-1

SERIES NOTES

Series Record: ESU leads 50-42-6
First meeting: ESU 11, WU 0 • 1899
Last meeting: ESU 39, WU 18 • 2001
Last WU win: 59-46 in 1988
Last ESU win: 39-18 in 2001
Largest WU win: 34-6 in 1956
Largest ESU win: 45-6 in 1928

2002 SCHEDULE

Sept. 5 Fort Hays State 7 p.m.
 Sept. 14 at East Central (OK) 7 p.m.
 Sept. 21 Truman 2 p.m.
 Sept. 28 at Central Missouri 2 p.m.
 Oct. 5 at Missouri Western 1 p.m.
 Oct. 12 Pittsburg State 2 p.m.
 Oct. 19 at Missouri-Rolla 6:30 p.m.
 Oct. 26 Southwest Baptist 2 p.m.
Nov. 2 at Washburn 1 p.m.
 Nov. 9 at Missouri Southern 2 p.m.
 Nov. 16 Northwest Missouri 2 p.m.

2001 RESULTS (5-6)

Aug. 30 at Fort Hays State W 38-21
 Sept. 8 East Central (OK) W 21-17
 Sept. 15 at Truman W 34-15
 Sept. 22 Central Missouri .. L 34-40 2OT
 Sept. 29 Missouri Western L 14-34
 Oct. 6 at Pittsburg State L 23-38
 Oct. 13 Missouri-Rolla W 31-19
 Oct. 20 at Southwest Baptist ... L 10-17
Oct. 27 Washburn W 39-18
 Nov. 3 Missouri Southern L 17-23
 Nov. 10 at Northwest Missouri ... L 3-44

UNIVERSITY OF MISSOURI-ROLLA

NOV. 9, 2002 • JACKLING FIELD/ALLGOOD-BAILEY STADIUM • ROLLA, MO • 1 P.M.

GENERAL

Location: Rolla, Mo.
Founded: 1870
Enrollment: 4,396
Affiliation: NCAA II
Conference: Mid-America Intercollegiate
Nickname: Miners
Colors: Silver and Gold
Chancellor: Dr. Gary Thomas
Director of Athletics: Mark Mullin
Football SID: John Kean
E-mail: jkean@umr.edu
Phone: 573.341.4140
Fax: 573.341.4880
Press Box Phone: 573.341.4057



Kirby Cannon



Shawn Stephens

FOOTBALL

Head Coach: Kirby Cannon
 Alma Mater: Southwest Missouri-1981
 Record at UMR: 4-29, 3 years
 Overall Record: Same
 Phone: 573.341.4957
Assistant Coaches: Shawn Corbett, Travis Boulware, Jason Koltz, Joe Pfankuch
2001 Record: 2-9
MIAA Record, Finish: 0-9, 10th
Basic Formations: Multiple I • 4-3
Lettermen: Returning-41 • Lost-14
Returning Starters: Offense-9 • Defense-9 • Specialty-1

SERIES NOTES

Series Record: WU leads 8-5
First meeting: UMR 20, WU 7 • 1989
Last meeting: WU 42, UMR 14 • 2001
Last WU win: 42-14 in 2001
Last UMR win: 19-0 in 1994
Largest WU win: 45-0 in 1996
Largest UMR win: 38-14 in 1993

2002 SCHEDULE

Sept. 1 at Harding 7 p.m.
 Sept. 8 Drake 6:30 p.m.
 Sept. 15 at Northwest Missouri ... 1 p.m.
 Sept. 22 Truman 6:30 p.m.
 Sept. 29 at Central Missouri 1 p.m.
 Oct. 6 Missouri Western 1 p.m.
 Oct. 13 Emporia State 6:30 p.m.
 Oct. 20 at Pittsburg State 2 p.m.
 Oct. 27 at Southwest Baptist 2 p.m.
Nov. 3 Washburn 1 p.m.
 Nov. 10 Missouri Southern 1 p.m.

2001 RESULTS (2-9)

Sept. 1 Quincy W 45-12
 Sept. 8 at Kentucky Wesleyan .. W 30-10
 Sept. 15 Northwest Missouri L 0-49
 Sept. 22 at Truman L 0-61
 Sept. 29 Central Missouri L 10-31
 Oct. 6 at Missouri Western L 14-34
 Oct. 13 at Emporia State L 19-31
 Oct. 20 Pittsburg State L 3-31
 Oct. 27 Southwest Baptist L 3-17
Nov. 3 at Washburn L 14-42
 Nov. 10 Missouri Southern L 14-42

SOUTHWEST BAPTIST UNIVERSITY

NOV. 16, 2002 • PLASTER STADIUM • BOLIVAR, MO • 2 P.M. • SENIOR DAY

GENERAL

Location: Bolivar, Mo.
Founded: 1878
Enrollment: 3,000
Affiliation: NCAA II
Conference: Mid-America Intercollegiate
Nickname: Bearcats
Colors: Purple and White
President: Dr. C. Pat Taylor
Director of Athletics: Dennis Roland
Football SID: Joey Roberts
E-mail: jrrobert@sbniv.edu
Phone: 471.328.1799
Fax: 417.328.1745
Press Box Phone: 417.328.1738



Ray Richards



Chris Lowe

FOOTBALL

Head Coach: Ray Richards
 Alma Mater: Northern Michigan-1981
 Record at SBU: 6-5, 1 year
 Overall Record: same
 Phone: 417.328.1787

Assistant Coaches: Tony Hatmaker,
 Jonathan Polson, Ray Caldwell, Danny
 White, Ryan McCallum, Rick Scholten

2001 Record: 2-9

MIAA Record, Finish: 4-5, 6th

Basic Formations: Multiple-I • 4-3

Lettermen: Returning-39 • Lost-11

Returning Starters: Offense-6 •

Defense-8 • Specialty-0

SERIES NOTES

Series Record: WU leads 9-4

First meeting: SBU 34, WU 19 • 1989

Last meeting: SBU 48-20 • 2001

Last WU win: 58-21 in 2000

Last SBU win: 48-20 in 2001

Largest WU win: 58-21 in 2000

Largest SBU win: 48-20 in 2001

2002 SCHEDULE

Aug. 29 Tennessee-Martin 7 p.m.
 Sept. 1 Kentucky Wesleyan 7 p.m.
 Sept. 13 at Missouri Southern 6 p.m.
 Sept. 22 Northwest Missouri 2 p.m.
 Sept. 29 at Truman 2 p.m.
 Oct. 6 Central Missouri 2 p.m.
 Oct. 13 at Missouri Western 2 p.m.
 Oct. 20 at Emporia State 2 p.m.
 Oct. 27 Missouri-Rolla 2 p.m.
 Nov. 3 at Pittsburg State 2 p.m.
Nov. 10 Washburn 2 p.m.

2001 RESULTS (6-5)

Aug. 25 Quincy W 19-0
 Sept. 1 at Kentucky Wesleyan W 54-20
 Sept. 13 Missouri Southern W 41-39
 Sept. 22 at Northwest Missouri L 10-52
 Sept. 29 Truman L 14-43
 Oct. 6 at Central Missouri L 17-49
 Oct. 13 Missouri Western L 12-21
 Oct. 20 Emporia State W 17-10
 Oct. 27 at Missouri-Rolla W 17-3
 Nov. 3 Pittsburg State L 20-27
Nov. 10 at Washburn W 48-20

2002 MIAA COMPOSITE SCHEDULE

Thursday, August 29

Winona (Minn.) State @ MWSC 6 p.m.
 SBU @ Tennessee-Martin 7 p.m.

Saturday, August 31

CMSU @ Lincoln (Mo.) 7 p.m.
 Langston (Okla.) @ PSU (HOF) 7 p.m.
 UMR @ Harding (Ark.) 7 p.m.

Thursday, September 5

Fort Hays (Kan.) State @ ESU 7 p.m.

Saturday, September 7

Nebraska-Omaha @ NWMSU 1 p.m.
 TSU @ Drake (Iowa) 1 p.m.
 Greenville (Ill.) @ MSSC 6 p.m.
 MWSC @ South Dakota 6:30 p.m.
 Kentucky Wesleyan @ SBU 7 p.m.
 Wisconsin-LaCrosse @ WU 7 p.m.

Saturday, September 14

NWMSU @ Minnesota State-Mankato 1 p.m.
 Quincy (Ill.) @ TSU 1:30 p.m.
 MSSC @ Northeastern (Okla.) State 6 p.m.
 Drake (Iowa) @ UMR 6:30 p.m.
 Bacone (Okla.) @ PSU 7 p.m.
 ESU @ East Central (Okla.) 7 p.m.
 Sterling (Kan.) @ CMSU 7 p.m.
 WU @ Fort Hays (Kan.) State 7 p.m.

Saturday, September 21

*UMR @ NWMSU (FD) 1 p.m.
 *TSU @ ESU (FD) 2 p.m.
 *CMSU @ MWSC (FD) 6 p.m.
 *SBU @ MSSC 6 p.m.
 *PSU @ WU (FD) 7 p.m.

Saturday, September 28

*ESU @ CMSU (FD) 2 p.m.
 *MWSC @ PSU (FD) 2 p.m.
 *NWMSU @ SBU (FD) 2 p.m.
 *WU @ MSSC 6 p.m.
 *TSU @ UMR (HOF) 6:30 p.m.

Thursday, October 3

*UMR @ CMSU 7 p.m.

Saturday, October 5

*ESU @ MWSC (HOF) 1 p.m.
 *UMR @ CMSU 1 p.m.
 *MSSC @ PSU 2 p.m.
 *SBU @ TSU (FD) 2 p.m.
 *NWMSU @ WU 7 p.m.

Saturday, October 12

*MSSC @ NWMSU 1 p.m.
 *MWSC @ UMR (HC) 1 p.m.
 *CMSU @ SBU (HC) 2 p.m.
 *PSU @ ESU 2 p.m.
 *WU @ TSU (HC) 2 p.m.

Thursday, October 17

*PSU vs. NWMSU @ Arrowhead Stadium,
 Kansas City, Mo. 7:30 p.m.

Saturday, October 19

*WU @ CMSU 1 p.m.
 *SBU @ MWSC (HC) 2 p.m.
 *TSU @ MSSC 6 p.m.
 *ESU @ UMR (FD) 6:30 p.m.

Saturday, October 26

*MWSC @ WU (HC/HOF) 1 p.m.
 *NWMSU @ TSU (HOF) 1 p.m.
 *MSSC @ CMSU (HC) 2 p.m.
 *SBU @ ESU (HC) 2 p.m.
 *UMR @ PSU 2 p.m.

Saturday, November 2

*CMSU @ NWMSU (HC) 1 p.m.
 *ESU @ WU 1 p.m.
 *PSU @ TSU 1 p.m.
 *MWSC @ MSSC (HC) 2 p.m.
 *UMR @ SBU 2 p.m.

Saturday, November 9

*NWMSU @ MWSC 1 p.m.
 *TSU @ CMSU 1 p.m.
 *WU @ UMR 1 p.m.
 *ESU @ MSSC 2 p.m.
 *SBU @ PSU 2 p.m.

Saturday, November 16

*MSSC @ UMR 1 p.m.
 *MWSC @ TSU 1 p.m.
 *CMSU @ PSU 2 p.m.
 *NWMSU @ ESU 2 p.m.
 *WU @ SBU 2 p.m.

Saturday, November 23

NCAA Division II Playoffs
 First Round @ campus sites

Saturday, November 30

NCAA Division II Playoffs
 Quarterfinals @ campus sites

Saturday, December 7

NCAA Division II Playoffs
 Semifinals @ campus sites

Mineral Water Bowl
 MIAA vs. NSIC @ Roosevelt Field
 Excelsior Springs, Mo. 1 p.m.

Saturday, December 14

NCAA Division II Championship Game @
 Florence, Ala.

*=MIAA Game; HC=Homecoming;
 FD=Family/Parents Day
 HOF=Hall of Fame Day

Games to be produced and telecast in the
 Kansas City area by Metro Sports are TBA.
 All times are Central Daylight/Standard.
 Dates and time are subject to change.



WASHBURN
Ichabod Football

Wisconsin-LaCrosse WU Leads Series 2-1-0

1999 WU 27-24
2000 WU 26-6
2001 UWL 18-37

Fort Hays State WU Leads Series 34-21-3

1919 WU 7-6
1928 FHSU 6-2
1929 WU 27-0
1930 WU 31-7
1931 WU 27-7
1932 WU 12-0
1933 Tied 0-0
1934 FHSU 23-12
1935 FHSU 12-6
1941 WU 21-0
1942 WU 21-13
1946 Tied 20-20
1947 WU 47-14
1948 Tied 6-6
1949 WU 35-13
1950 WU 7-0
1951 WU 34-6
1952 WU 20-14
1953 FHSU 7-6
1954 FHSU 27-6
1955 WU 27-7
1956 WU 32-19
1957 FHSU 19-16
1958 WU 19-6
1959 WU 19-12
1960 WU 33-7
1961 FHSU 14-7
1962 FHSU 33-14
1963 WU 46-0
1964 WU 14-7
1965 FHSU 25-0
1966 FHSU 7-0
1967 FHSU 35-0
1968 WU 9-6
1969 WU 27-6
1970 FHSU 27-8
1971 WU 34-10
1972 WU 31-29
1973 WU 19-14
1974 WU 14-7
1975 WU 27-8
1976 WU 23-19
1977 WU 30-22
1978 FHSU 17-10
1979 FHSU 20-6
1980 FHSU 28-17
1981 FHSU 7-0
1982 FHSU 34-7
1983 WU 24-3
1984 WU 26-14
1985 FHSU 30-0
1986 WU 40-35
1987 WU 49-12
1988 FHSU 22-14
1996 FHSU 21-6
1997 WU 31-14
1998 FHSU 24-12
1999 WU 17-14

Pittsburg State PSU Leads Series 55-18-1

1920 WU 7-0*
1921 PSU 21-7
1922 PSU 6-0

1923 PSU 10-0
1924 PSU 20-0
1928 WU 12-0
1929 WU 12-7+
1930 WU 13-7
1931 WU 15-0
1932 WU 27-7+
1933 WU 6-0
1934 PSU 18-13
1941 Tied 7-7
1942 PSU 19-0
1943 PSU 27-7
1943 PSU 39-0
1944 PSU 26-6
1946 WU 12-7
1947 WU 13-12
1948 WU 25-7
1949 WU 27-19
1950 PSU 39-6
1951 PSU 23-0
1952 PSU 17-7
1953 WU 36-13
1954 WU 13-12
1955 PSU 12-7
1956 PSU 27-0
1957 PSU 21-6
1958 PSU 13-7
1959 PSU 26-6
1960 PSU 27-6
1961 PSU 40-0
1962 PSU 27-0
1963 PSU 21-20
1964 WU 17-7+
1965 PSU 20-7
1966 PSU 24-20
1967 PSU 38-12
1968 PSU 14-0
1969 WU 19-17
1970 PSU 13-7
1971 PSU 27-0
1972 PSU 21-7
1973 PSU 21-14
1974 PSU 15-14
1975 PSU 20-16
1976 WU 28-16
1977 WU 28-21
1978 PSU 14-27#
1979 PSU 46-12
1980 WU 38-36
1981 PSU 35-12
1982 PSU 38-14
1983 PSU 29-21
1984 PSU 21-20
1985 PSU 35-18
1986 PSU 21-7
1986 PSU 58-24
1987 PSU 44-0
1988 PSU 23-14
1989 PSU 61-0
1990 PSU 17-0
1991 PSU 21-0
1992 PSU 48-29
1993 PSU 55-18
1994 PSU 62-13
1995 PSU 31-7
1996 PSU 43-14
1997 PSU 40-11
1998 PSU 72-12
1999 PSU 27-8
2000 PSU 31-28
2001 PSU 21-51

+PSU records reflect different score
*Later forfeited by WU
#Later forfeited by PSU

Missouri Southern MSSC Leads Series 20-11-1

1970 Tied 21-21
1971 MSSC 14-10
1972 MSSC 14-3
1973 WU 9-3
1974 WU 35-17
1975 MSSC 21-9
1976 MSSC 35-21
1977 MSSC 38-21
1978 MSSC 20-7
1979 WU 20-19
1980 MSSC 35-9
1981 MSSC 12-0
1982 MSSC 20-0
1983 WU 24-10
1984 WU 31-29
1985 WU 19-6
1986 WU 25-7
1987 MSSC 32-14
1988 WU 35-23
1989 MSSC 23-6
1990 MSSC 30-6
1991 MSSC 31-6
1992 MSSC 44-14
1993 MSSC 36-21
1994 MSSC 38-16
1995 MSSC 25-0
1996 MSSC 32-31
1997 MSSC 17-14
1998 WU 49-37
1999 WU 35-28
2000 WU 24-22
2001 WU 29-28

Northwest Missouri NWMSU Leads Series 15-5-0

1944 NWMSU .. 27-0
1944 NWMSU .. 28-0
1984 NWMSU .. 47-0
1985 WU 38-24
1986 WU 38-24
1987 NWMSU .. 29-27
1988 WU 33-12
1989 NWMSU .. 34-21
1990 WU 14-0
1991 NWMSU .. 29-3
1992 NWMSU .. 22-21
1993 NWMSU .. 61-36
1994 WU 48-14
1995 NWMSU .. 42-21
1996 NWMSU .. 33-14
1997 NWMSU .. 17-14
1998 NWMSU .. 38-31
1999 NWMSU .. 35-10
2000 NWMSU .. 63-21
2001 NWMSU .. 17-52

Truman TSU Leads Series 16-3-0

1958 TSU 26-13
1959 TSU 6-0
1960 TSU 39-12
1961 TSU 27-9
1962 TSU 39-0
1963 WU 7-6*
1989 WU 21-3*
1990 TSU 44-17
1991 TSU 14-7
1992 TSU 42-8
1993 TSU 34-0
1994 TSU 50-31

1995 TSU 41-17
1996 TSU 38-21
1997 TSU 37-7
1998 TSU 38-28
1999 WU 52-18
2000 TSU 45-42
2001 TSU 26-27
*Later forfeited by WU

Central Missouri WU Leads Series 15-16-2

1902 WU 6-0
1914 WU 6-0
1915 WU 19-7
1943 Tied 0-0
1944 WU 12-2
1945 WU 25-0
1960 CMSU ... 35-14
1961 WU 27-15
1962 WU 20-0
1963 WU 34-0*
1964 WU 31-0
1965 Tied 7-7
1966 CMSU ... 38-7
1967 CMSU ... 14-0
1968 CMSU ... 34-0
1969 CMSU ... 17-0
1985 WU 31-3
1986 WU 37-14
1987 CMSU ... 26-17
1988 WU 28-27
1989 CMSU ... 29-7
1990 CMSU ... 24-7
1991 CMSU ... 21-0
1992 WU 13-10
1993 CMSU ... 41-19
1994 CMSU ... 43-10
1995 WU 37-21
1996 WU 23-7
1997 CMSU ... 20-14
1998 CMSU ... 37-0
1999 CMSU ... 32-18
2000 CMSU ... 28-17
2001 CMSU ... 34-58

Missouri Western MWSC Leads Series 16-12-2

1972 WU 58-3
1973 Tied 13-13
1974 WU 37-0
1975 MWSC ... 27-24
1976 WU 26-15
1977 Tied 7-7
1978 MWSC ... 53-25
1979 WU 23-21
1980 MWSC ... 45-14
1981 MWSC ... 52-0
1982 MWSC ... 37-21
1983 WU 24-21
1984 MWSC ... 37-21
1985 MWSC ... 13-10
1986 WU 21-14
1987 WU 31-6*
1988 WU 17-10
1989 WU 28-21*
1990 WU 21-10
1991 MWSC ... 35-23
1992 MWSC ... 41-17
1993 MWSC ... 41-10
1994 MWSC ... 60-28
1995 MWSC ... 17-6
1996 WU 21-7
1997 MWSC ... 13-12

1998 WU 35-27
1999 MWSC ... 42-10
2000 MWSC ... 23-13
2001 MWSC ... 6-27
*Later forfeited by WU

Emporia State ESU Leads Series 50-42-6

1899 ESU 11-0
1901 WU 6-0
1902 WU 6-0
1903 Tied 0-0
1904 WU 21-0
1905 WU 29-6
1906 WU 6-0
1907 WU 18-0
1908 WU 6-0
1909 WU 24-6
1910 ESU 14-12
1911 WU 8-0
1912 ESU 7-6
1913 WU 41-7
1914 ESU 19-0
1915 Tied 7-7
1916 ESU 23-7
1917 Tied 0-0
1918 WU 22-3
1919 WU 20-6
1920 Tied 7-7
1921 WU 10-7+
1922 ESU 34-0
1923 Tied 7-7
1924 ESU 18-0
1925 ESU 6-0
1926 ESU 35-0
1927 ESU 20-7
1928 ESU 45-6
1929 WU 6-2
1930 WU 13-6
1931 WU 20-7
1932 Tied 0-0
1933 ESU 7-6
1934 ESU 14-6
1935 WU 12-7
1936 ESU 14-7
1937 ESU 12-6
1938 WU 19-6
1939 WU 12-0
1940 ESU 38-7
1941 ESU 20-12
1942 ESU 12-0
1946 WU 20-12
1947 ESU 12-6
1948 ESU 7-0
1949 ESU 19-14
1950 ESU 27-19
1951 WU 14-13
1952 ESU 7-6
1953 WU 21-0
1954 WU 14-6
1955 WU 26-6
1956 WU 34-6
1957 WU 25-0
1958 ESU 27-6
1959 ESU 24-13
1960 ESU 7-6
1961 ESU 26-10
1962 WU 7-6
1963 WU 32-6
1964 WU 19-6
1965 WU 21-0
1966 ESU 14-0
1966 ESU 12-6
1967 ESU 34-7

1968 ESU 47-19
1969 ESU 28-14
1970 WU 34-21
1971 ESU 3-0
1972 ESU 41-7
1973 WU 20-10
1974 WU 36-15
1975 WU 42-13
1976 WU 21-0
1977 WU 40-12
1978 WU 17-7
1979 ESU 17-11
1980 ESU 45-7
1981 WU 17-10
1982 ESU 20-13
1983 WU 41-7
1984 ESU 14-0
1985 WU 25-18
1986 ESU 22-16
1987 WU 28-21*
1988 WU 59-46
1991 ESU 49-18
1992 ESU 25-18
1993 ESU 37-19
1994 ESU 43-7
1995 ESU 25-24
1996 ESU 40-35
1997 ESU 64-35
1998 ESU 35-27
1999 ESU 45-20
2000 ESU 35-21
2001 ESU 19-38


+ESU records reflect different score
*Later forfeited by WU

Missouri-Rolla WU Leads Series 8-5-0

1989 UMR 20-7
1990 WU 13-7
1991 UMR 28-13
1992 UMR 26-21
1993 UMR 38-14
1994 UMR 19-0
1995 WU 21-10
1996 WU 45-0
1997 WU 27-13
1998 WU 24-7
1999 WU 53-18
2000 WU 34-14
2001 WU 42-14

Southwest Baptist WU Leads Series 9-4-0

1989 SBU 34-19
1990 WU 24-9
1991 WU 14-6
1992 WU 21-17
1993 SBU 25-20
1994 WU 31-14
1995 WU 37-20
1996 WU 24-20
1997 WU 25-7
1998 SBU 26-20
1999 WU 36-0
2000 WU 58-21
2001 SBU 20-48



Brandon Rainer finished his Washburn career second on the all-time rushing chart with 2,182 yards, and 11th on the all-time total offense chart. His 31 touchdowns place him third on the all-time scoring list with 186 points.

Game #1

Washburn..... 18

Wisconsin-La Crosse..... 37

Sept. 1, 2001 • Veterans Memorial • La Crosse, Wis.

The Washburn Ichabods football team season opener started just as they wanted it to - a five play, 44 yard drive leading to its first score. From there it was a frustrating day that watched the Ichabods turn the ball over 10 times leading to 24 points as the Eagles sent the 'Bods packing with a 37-18 loss.

After forcing the Eagles to go three and out on its first possession the Ichabods marched the pigskin down the field with Reggie Jones capping the drive with a five-yard run.

After forcing another Eagle three and out, the Ichabods took possession and sophomore signal caller Tyler Schuerman was forced out of the game after being sacked in the sixth play of the game with a knee injury. Redshirt freshman Dustin Hickel was forced into action.

Hickel, seeing his first game action in an Ichabod uniform finished the game 16 for 35 for 195 yards passing. He also rushed for 49 yards and one touchdown.

Senior Chris Whittle led the Ichabods with five catches for 62 yards. Fellow senior Colon McNeal had three catches for 36 yards and junior Cody Snyder, in his first action since suffering an ACL injury last season grabbed two catches for 34 yards.

On defense, junior cornerback Patrick Hayes recorded 11 tackles and redshirt freshman linebacker Larry Schimbri picked up 10 tackles, including four for loss and two sacks.



Score by Quarters	1	2	3	4	Score
Washburn	7	3	0	8	18
Wisconsin-LaCrosse	7	14	13	3	37

Record: (0-1)
Record: (1-0)

Scoring Summary:

1st
11:11 WU - Jones, Reggie 5 yd run (Bowers, Jason kick), 5-44 1:41, WU 7 - UW-L 0
06:23 UW-L - Rizzo, Matt 4 yd pass from Boraas, Josh (Jensen, Jedediah kick), 3-6 0:42, WU 7 - UW-L 7
2nd
14:49 WU - Bowers, Jason 34 yd field goal, 14-41 6:34, WU 10 - UW-L 7
04:32 UW-L - Smith, Mike 1 yd run (Morris, Bryan kick), 7-80 2:27, WU 10 - UW-L 14
03:14 UW-L - Moline, Ross 23 yd run (Jensen, Jedediah kick), 5-49 1:06, WU 10 - UW-L 21
3rd 13:18 UW-L - Moline, Ross 2 yd run (Morris, Bryan kick), 2-4 0:37, WU 10 - UW-L 28
08:42 UW-L - Jensen, Jedediah 24 yd field goal, 6-20 2:13, WU 10 - UW-L 31
01:34 UW-L - Jensen, Jedediah 29 yd field goal, 14-49 4:49, WU 10 - UW-L 34
4th
07:23 UW-L - Jensen, Jedediah 27 yd field goal, 7-69 2:58, WU 10 - UW-L 37
06:07 WU - Hickel, Dustin 16 yd run (Hickel, Dustin rush), 5-46 1:16, WU 18 - UW-L 37

Team Statistics	ICHABODS	EAGLES
FIRST DOWNS	24	12
RUSHES-YARDS (NET)	48-127	36-46
PASSING YDS (NET)	228	227
Passes Att-Comp-Int	37-17-5	34-17-0
TOTAL OFFENSE PLAYS-YARDS	85-355	70-273
Fumble Returns-Yards	0-0	0-0
Punt Returns-Yards	3-37	1-18
Kickoff Returns-Yards	4-105	3-44
Interception Returns-Yards	0-0	5-27
Punts (Number-Avg)	2-35.5	8-31.9
Fumbles-Lost	6-5	1-1
Penalties-Yards	12-116	7-87
Possession Time	30:04	29:56
Sacks By: Number-Yards	3-23	4-36

RUSHING: Washburn-Hickel, Dustin 20-49; Rainer, Brandon 10-39; Jones, Reggie 6-16; Johnson, Joshua 4-16; Zandevakili, And 2-6; Crain, Corey 4-6; Schuerman, Tyler 2-minus 5. Wisconsin-LaCrosse-Moline, Ross 14-48; Smith, Mike 10-20; Mocadlo, Andrew 6-3; Eagles 1-minus 2; Boraas, Josh 5-minus 23.

PASSING: Washburn-Hickel, Dustin 16-35-5-195; Schuerman, Tyler 1-1-0-33; Ichabods 0-1-0-0. Wisconsin-LaCrosse-Boraas, Josh 17-34-0-227.

RECEIVING: Washburn-Whittle, Chris 5-62; McNeal, Colon 3-36; Snyder, Cody 2-34; Johnson, Joshua 2-27; Archie, Quentin 2-27; Humphrey, Darryl 2-9; Crain, Corey 1-33. Wisconsin-LaCrosse-Rizzo, Matt 10-134; Janke, Chester 3-10; Kettenhofen, J 2-42; Burnoski, Scott 1-37; Zellner, Dan 1-4.

INTERCEPTIONS: Washburn-None. Wisconsin-LaCrosse-Unertl, Jeremy 2-27; Lancaster, Nate 2-0; Ott, Jason 1-0.

Stadium: Veterans Stadium Attendance: 3919
Kickoff time: 1:00 pm End of Game: 4:14 pm Total elapsed time: 3:14
Temperature: 72 Wind: 5-10 N Weather: Sunny - Beautiful!!

Ichabods committ 10 turnovers leading to 24 points for the Eagles. WU quarterback Tyler Schuerman injures knee in sixth play of game. Dustin Hickel goes 16-35 for 195 yards. Chris Whittle collects five receptions for 62 yards.

Game #2

Lincoln..... 20

Washburn..... 31

Sept. 8, 2001 • Moore Bowl • Topeka, Kan.

The Washburn Ichabods spotted the Lincoln Blue Tigers 14 points, but came back for a 31-20 win Moore Bowl.

Lincoln got on the board early capitalizing on an Ichabod turnover, one of six on the evening, with a 3-play, 16 yard drive. Later in the first, the Blue Tigers make good on another Ichabod turnover to go up 14-0.

The Ichabods would crack the scoreboard on a 1-yard Brandon Rainer touchdown run with 1:21 left in the first quarter. Rainer would score the 'Bods next touchdown with another 1-yard run capping a 9-play, 76-yard drive.

Lincoln would score for its final time with 1:15 left in the half. But the Ichabods would score before the half ended with a Dustin Hickel 10-yard touchdown scamper. The Ichabods would then add scores on a 20-yard touchdown reception by Joshua Johnson and a 27-yard field goal by Jason Bowers.

Hickel rushed for 97 yards and was 10-29 for 229 yards passing. Colon McNeal had three receptions for 98 yards. On the defensive side of the ball, Larry Schembri recorded nine tackles with two for loss. Jeremy Potts has eight stops including one for loss, one fumble recovery and one interception.

The Ichabods racked up 19 first downs and 379 yards in total offense while holding the Blue Tigers to 197 and forcing six turnovers. They also held the Lincoln offense to two of 10 on third down conversions.



Score by Quarters	1	2	3	4	Score
Lincoln	14	6	0	0	20
Washburn	7	14	7	3	31

Record: (0-2)
Record: (1-1)

Scoring Summary:

1st Quarter
10:42 LINCOLN - Williams, T. 3 yd run (Tate, Alex kick), 3-31 0:50, LINCOLN 7 - WU 0
05:52 LINCOLN - Spriggs, Michael 16 yd run (Tate, Alex kick), 3-16 1:29, LINCOLN 14 - WU 0
01:21 WU - Rainer, Brandon 1 yd run (Bowers, Jason kick), 4-47 1:12, LINCOLN 14 - WU 7
2nd Quarter
05:31 WU - Rainer, Brandon 1 yd run (Bowers, Jason kick), 9-76 3:44, LINCOLN 14 - WU 14
01:15 LINCOLN - Williams, T. 1 yd run (Tate, Alex kick failed), 8-37 4:16, LINCOLN 20 - WU 14
00:06 WU - Hickel, Dustin 10 yd run (Bowers, Jason kick), 5-52 1:09, LINCOLN 20 - WU 21
3rd Quarter
12:25 WU - Johnson, Joshua 20 yd pass from Hickel, Dustin (Bowers, Jason kick), 1-20 0:05, LINCOLN 20 - WU 28
4th Quarter
14:10 WU - Bowers, Jason 27 yd field goal, 9-29 4:47, LINCOLN 20 - WU 31

Team Statistics	BLUE TIGERS	ICHABODS
FIRST DOWNS	11	19
RUSHES-YARDS (NET)	41-98	50-150
PASSING YDS (NET)	99	229
Passes Att-Comp-Int	20-7-2	22-10-3
TOTAL OFFENSE PLAYS-YARDS	61-197	72-379
Fumble Returns-Yards	1-30	0-0
Punt Returns-Yards	1-27	2-3
Kickoff Returns-Yards	4-104	4-83
Interception Returns-Yards	3-24	2-3
Punts (Number-Avg)	4-32.2	2-32.5
Fumbles-Lost	4-4	5-4
Penalties-Yards	14-99	14-124
Possession Time	26:05	33:55
Sacks By: Number-Yards	1-6	2-17

RUSHING: Lincoln-Grubbs, Deion 6-47; Williams, T. 19-40; Spriggs, Michael 8-13; Every, Toranza 1-5; Young, Brian 3-5; Tucker, Earnest 2-3; Cork, Kevin 1-0; Thomas, Cole 1-minus 15. Washburn-Hickel, Dustin 31-97; Rainer, Brandon 6-17; Humphrey, Darryl 1-13; McNeal, Colon 1-8; Johnson, Joshua 1-8; Jones, Reggie 6-7; Crain, Corey 1-1; Zandevakili, And 1-0; Snyder, Cody 1-0; Ichabods 1-minus 1.

PASSING: Lincoln-Young, Brian 4-10-0-37; Spriggs, Michael 3-10-2-62. Washburn-Hickel, Dustin 10-22-3-229.

RECEIVING: Lincoln-Every, Toranza 2-50; Coachman, Royce 2-20; Mays, Patrick 2-17; Grace, Jerome 1-12. Washburn-McNeal, Colon 3-98; Whittle, Chris 2-38; Humphrey, Darryl 2-23; Archie, Quentin 1-38; Johnson, Joshua 1-20; Snyder, Cody 1-12.

INTERCEPTIONS: Lincoln-Devose, Travis 1-3; Willis, Dewith 1-11; Johnson, Brad 1-10. Washburn-Potts, Jeremy 1-0; Hayes, Patrick 1-minus 3.

Stadium: Moore Bowl Attendance: 2950
Kickoff time: 6:00 pm End of Game: 9:15 pm Total elapsed time: 3:15
Temperature: 70 Wind: 10-15 S Weather: Partly Cloudy

Ichabods racks up 379 yards in total offense. Dustin Hickel picks up 97 yards rushing, 10-22 for 229 yds 1 TD passing.

Game #3 Washburn..... 21 Pittsburg State..... 51 Sept. 15, 2001 • Carnie Smith Stadium • Pittsburg, Kan.

PITTSBURG, KAN. - It took just two minutes and two seconds for the Pittsburg State steamroller to get going as the No. 10 ranked Gorillas topped the Ichabods 51-21. The win was the 22nd straight over the Ichabods.


The Gorillas would open the lead to 22-0 when the Ichabods would light the scoreboard on a 1-yard touchdown run by Tyler Schuerman.

The Ichabods would scrap back to within 16 as Darold Smith picked up a backward lateral and return it 37-yards for a touchdown. A two-point conversion pass from Schuerman to Cody Snyder would follow the fumble recovery to make the score 30-14.

Washburn would score once more on a 41-yard touchdown reception by Colon McNeal in a 10-play drive to cut the score to 44-21. The Gorillas would add one more touchdown for the final margin.

Schuerman led the Ichabods on the ground with 77 yards rushing on 21 carries and a rushing touchdown. Brandon Rainer would carry the ball five times for 25 yards.

Schuerman also passed for 122 yards on 11 completions and one touchdown. McNeal led the 'Bods with 55 receiving yards on three catches and one touchdown. Larry Schembri recorded double-figure tackles for the third straight game with 10 and added a fumble recovery. Ryan Huske has eight and Jeremy Potts had six and a forced fumble.



Score by Quarters	1	2	3	4	Score
Washburn	0	6	8	7	21
Pittsburg State	16	14	14	7	51

Record: (1-2, 0-1)
Record: (3-0, 1-0)

Scoring Summary:

1st
12:58 PSU - Chatmon,Anthony 45 yd run (Chappell,Daniel kick), 4-57 2:02, WU 0 - PSU 7
08:46 PSU - Chatmon,Anthony 53 yd run (Chappell,Daniel kick failed), 4-65 1:22, WU 0 - PSU 13
01:09 PSU - Chappell,Daniel 42 yd field goal, 7-46 2:36, WU 0 - PSU 16
2nd
11:52 PSU - Bell,Aaron 83 yd pass from Philpot,Neal (Walker,Lateef rush failed), 5-93 3:08, WU 0 - PSU 22
03:14 WU - Schuerman,Tyler 1 yd run (Bowers,Jason kick blocked), 6-44 2:23, WU 6 - PSU 22
02:18 PSU - Chatmon,Anthony 50 yd pass from Philpot,Neal (McNally,Pat pass), 2-52 0:56, WU 6 - PSU 30
3rd
09:34 WU - Smith,Darold 37 yd fumble recovery (Snyder,Cody pass), , WU 14 - PSU 30
06:11 PSU - McNally,Pat 47 yd pass from Chatmon,Anthony (Owen,Jesse rush), 6-61 3:23, WU 14 - PSU 38
02:02 PSU - Philpot,Neal 5 yd run (Rudolph,Kyle rush failed), 8-45 3:22, WU 14 - PSU 44
4th
12:24 WU - McNeal,Colon 41 yd pass from Schuerman,Tyler (Bowers,Jason kick), 10-79 4:38, WU 21 - PSU 44
10:10 PSU - Philpot,Neal 1 yd run (Chappell,Daniel kick), 2-7 0:58, WU 21 - PSU 51

Team Statistics	ICHABODS	GORILLAS
FIRST DOWNS	17	17
RUSHES-YARDS (NET)	44-124	45-296
PASSING YDS (NET)	128	225
Passes Att-Comp-Int	24-12-0	9-5-0
TOTAL OFFENSE PLAYS-YARDS	68-252	54-521
Fumble Returns-Yards	1-37	0-0
Punt Returns-Yards	0-0	5-42
Kickoff Returns-Yards	8-161	4-129
Interception Returns-Yards	0-0	0-0
Punts (Number-Avg)	6-47.0	0-0.0
Fumbles-Lost	1-1	5-3
Penalties-Yards	6-60	3-25
Possession Time	33:16	26:44
Sacks By: Number-Yards	0-0	1-12

RUSHING: Washburn-Schuerman,Tyler 21-77; Rainer,Brandon 5-25; Jones,Reggie 5-24; Humphrey,Darryl 4-13; Crain,Corey 1-8; McNeal,Colon 1-0; Hickel,Dustin 6-0; Ichabods 1-minus 23. Pittsburg State-Chatmon,Anthony 12-138; Philpot,Neal 22-126; Nowack,Neil 3-28; Hankins,Anthony 3-2; Walker,Lateef 1-2; Owen,Jesse 2-2; Team 2-minus 2.

PASSING: Washburn-Schuerman,Tyler 11-22-0-122; Hickel,Dustin 1-2-0-6. Pittsburg State-Philpot,Neal 4-8-0-178; Chatmon,Anthony 1-1-0-47.

RECEIVING: Washburn-McNeal,Colon 3-55; Humphrey,Darryl 2-14; Whittle,Chris 2-12; Jones,Reggie 2-1; Crain,Corey 1-30; Archie,Quentin 1-8; Huelsman,Chris 1-8. Pittsburg State-Chatmon,Anthony 2-88; McNally,Pat 2-54; Bell,Aaron 1-83.

INTERCEPTIONS: Washburn-None. Pittsburg State-None.

Stadium: Carnie Smith Stadium Attendance: 8277

Kickoff time: 7:00 pm End of Game: 9:50 pm Total elapsed time: 2:50
Temperature: 76 deg. Wind: 10-12 E Weather: Overcast

Game #4 Missouri Southern..... 28 Washburn..... 29 Sept. 22, 2001 • Moore Bowl • Topeka, Kan.

TOPEKA - In what was nothing new for the Ichabod-Lion series, it went down to the final possession as Washburn scored its fourth straight win over the Lions 29-28. It marked the fifth straight season the winning team scored on the games' final possession. The winning drive watched the Ichabods travel 80 yards in eight plays wrapping up with a Colon McNeal 5-yard touchdown reception with seven seconds left and a two-point conversion reception by Chris Whittle for the one-point win.

The Ichabods jumped on the scoreboard first with a 97-yard drive capped by a Tyler Schuerman 3-yard touchdown run. Schuerman would finish with 412 yards in total offense with 306 of that come in the air. Missouri Southern wouldn't waste anytime tying the game as they scored 1:13 after the Ichabods.

Darryl Humphrey would put the 'Bods back up with a 12-yard touchdown reception. But the Lions would score the next two touchdowns to take a 21-14 lead into the break.

McNeal would then catch what would be his first TD on the night on a 32-yard pass reception. The Lions would go up with 5:29 remaining in the game cashing in on a fumble by the Ichabods. On the night, the Ichabods would cough up the ball six times, losing three of them.

The Ichabods racked up 591 yards in total offense while the Lions tallied 393. The Ichabods were also 3-of-3 on fourth down conversions.



Score by Quarters	1	2	3	4	Score
Missouri Southern	7	14	0	7	28
Washburn	7	7	7	8	29

Record: (1-2, 0-2)
Record: (2-2, 1-1)

Scoring Summary:

1st
02:40 WU - Schuerman,Tyler 3 yd run (Bowers,Jason kick), 11-97 6:13, MSSC 0 - WU 7
01:27 MSSC - Douglas,Aaron 3 yd pass from Chapman,Josh (Graham,Zac kick), 3-80 1:13, MSSC 7 - WU 7
2nd
14:00 WU - Humphrey,Darryl 12 yd pass from Schuerman,Tyler (Bowers,Jason kick), 6-79 2:27, MSSC 7 - WU 14
06:55 MSSC - Chapman,Josh 2 yd run (Graham,Zac kick failed), 5-38 2:01, MSSC 13 - WU 14
03:40 MSSC - Chapman,Josh 59 yd run (Ballard,Joey pass), 5-69 1:02, MSSC 21 - WU 14
3rd
02:18 WU - McNeal,Colon 32 yd pass from Schuerman,Tyler (Bowers,Jason kick), 9-76 2:56, MSSC 21 - WU 21
4th
05:29 MSSC - Chapman,Josh 1 yd run (Graham,Zac kick), 20-85 9:19, MSSC 28 - WU 21
00:07 WU - McNeal,Colon 5 yd pass from Schuerman,Tyler (Whittle,Chris pass), 8-80 2:07, MSSC 28 - WU 29

	LIONS	ICHABODS
FIRST DOWNS	22	22
RUSHES-YARDS (NET)	51-275	43-285
PASSING YDS (NET)	118	306
Passes Att-Comp-Int	21-10-1	28-14-1
TOTAL OFFENSE PLAYS-YARDS	72-393	71-591
Fumble Returns-Yards	0-0	0-0
Punt Returns-Yards	0-0	1-2
Kickoff Returns-Yards	3-44	5-100
Interception Returns-Yards	1-0	1-0
Punts (Number-Avg)	4-44.8	2-35.5
Fumbles-Lost	3-1	6-3
Penalties-Yards	3-26	9-65
Possession Time	33:21	26:39
Sacks By: Number-Yards	0-0	1-10

RUSHING: Missouri Southern-Chapman,Josh 21-172; Whitney,Antonio 15-52; Ballard,Joey 12-43; Winfrey,Craig 1-5; Childers,Jesse 1-4; Team 1-minus 1. Washburn-Schuerman,Tyler 26-106; Rainer,Brandon 7-96; Humphrey,Darryl 5-44; Johnson,Joshua 1-24; Crain,Corey 1-5; Huelsman,Chris 1-5; Snyder,Cody 1-4; Jones,Reggie 1-1.

PASSING: Missouri Southern-Chapman,Josh 10-21-1-118. Washburn-Schuerman,Tyler 14-28-1-306.

RECEIVING: Missouri Southern-Combs,Josh 3-18; Winfrey,Craig 2-23; Whitney,Antonio 1-36; Ballard,Joey 1-16; McClure,Rodney 1-12; Childers,Jesse 1-10; Douglas,Aaron 1-3. Washburn-McNeal,Colon 6-123; Humphrey,Darryl 4-95; Archie,Quentin 2-53; Whittle,Chris 1-22; Huelsman,Chris 1-13.

INTERCEPTIONS: Missouri Southern-Trotter,Steven 1-0. Washburn-Wilson,Dan 1-0.

Stadium: Moore Bowl Attendance: 3540

Kickoff time: 6 p.m. End of Game: 9:07 pm Total elapsed time: 3:07
Temperature: 78 Wind: 15-25 N Weather: Cool & partly cloudy

Ichabods drive 80 yards in 8 plays in 2:07 for winning drive capped by Colon McNeal's TD reception and Chris Whittle's 2-point conversion. Ichabods record 591 total offense

Game #5

Washburn 17

Northwest Missouri 52

Sept. 29, 2001 • Rickenbrode Stadium • Maryville, Mo.

Washburn led early, but a 21-point run in the second half was all the Bearcats needed to put away the Ichabods 52-17. With the loss, the Ichabods fell to 2-3 overall and 1-2 in the MIAA.

After a Northwest Missouri field goal, the Ichabods drove 62 yards in six plays and quarterback Tyler Schuerman ran in from eight yards out to put the Ichabods in the lead. However, the Bearcats would score three touchdowns over the next 10 minutes to take a 24-7 lead.

Washburn would cut the lead to 10 on a 42-yard touchdown reception by Colon McNeal. But on the ensuing drive, the Bearcats would go 64 yards on one pass play to go up 31-17. A Jason Bowers 45-yard field goal before the half would cut the lead to 14, but it would be the last points the Ichabods would score.

Schuerman led the Ichabods in rushing with 60 yards on 15 carries and the one touchdown. He also passed for 149 yards. Chris Huelsman, making his first start picked up two receptions for a team-leading 73 yards.

Jeremy Potts and Eric Taylor each had 10 tackles. Taylor had three tackles for loss as well.



Score by Quarters	1	2	3	4	Score	
Washburn	7	10	0	0	- 17	Record: (2-3, 1-2)
Northwest Missouri	3	28	14	7	- 52	Record (4-1, 3-0)

Scoring Summary:

1st
10:23 NWMSU - Ibarra,Eddie 39 yd field goal, 11-23 4:37, WU 0 - NWMSU 3
03:48 WU - Schuerman,Tyler 8 yd run (Bowers,Jason kick), 6-62 2:58, WU 7 - NWMSU 3
2nd
14:55 NWMSU - Rector,Jamaica 4 yd run (Ibarra,Eddie kick), 10-90 3:53, WU 7 - NWMSU 10
07:37 NWMSU - Rector,Jamaica 5 yd pass from McMenamin,John (Ibarra,Eddie kick), 14-49 4:51, WU 7 - NWMSU 17
03:56 NWMSU - Hackett,Ryan 6 yd run (Ibarra,Eddie kick), 3-21 1:03, WU 7 - NWMSU 24
02:41 WU - McNeal,Colon 42 yd pass from Schuerman,Tyler (Bowers,Jason kick), 3-81 1:15, WU 14 - NWMSU 24
02:26 NWMSU - Douglas,Maurice 64 yd pass from McMenamin,John (Ibarra,Eddie kick), 1-64 0:15, WU 14 - NWMSU 31
00:10 WU - Bowers,Jason 45 yd field goal, 7-40 2:16, WU 17 - NWMSU 31
3rd
06:43 NWMSU - Findley,Jared 11 yd pass from McMenamin,John (Ibarra,Eddie kick), 9-70 3:46, WU 17 - NWMSU 38
02:17 NWMSU - Otte,John 55 yd pass from Hackett,Ryan (Ibarra,Eddie kick), 2-90 0:24, WU 17 - NWMSU 45
4th
09:18 NWMSU - Shafar,Sean 5 yd run (Ibarra,Eddie kick), 12-68 5:42, WU 17 - NWMSU 52

	ICHABODS	BEARCATS
FIRST DOWNS	15	30
RUSHES-YARDS (NET)	29-124	44-186
PASSING YDS (NET)	149	404
Passes Att-Comp-Int	16-7-1	37-24-0
TOTAL OFFENSE PLAYS-YARDS	45-273	81-590
Fumble Returns-Yards	0-0	0-0
Punt Returns-Yards	0-0	4-26
Kickoff Returns-Yards	7-131	3-72
Interception Returns-Yards	0-0	1-24
Punts (Number-Avg)	6-34.3	0-0.0
Fumbles-Lost	2-0	0-0
Penalties-Yards	10-82	11-108
Possession Time	24:55	35:05
Sacks By: Number-Yards	0-0	3-27

RUSHING: Washburn-Schuerman,Tyler 15-60; Huelsman,Chris 4-22; Humphrey,Darryl 3-16; Rainer,Brandon 5-13; Snyder,Cody 1-11; Zandevakili,Andre 1-2. Northwest Mo. St. U.-Douglas,Maurice 2-35; Hackett,Ryan 12-34; Skaggs,Geromy 8-32; Mandl,T.J. 5-26; Shafar,Sean 4-22; Hampton,Andy 2-19; Rector,Jamaica 2-6; Johnson,Johnny 3-6; Wessel,Todd 2-3; Hardy,Bart 2-3; McMenamin,John 2-0.

PASSING: Washburn-Schuerman,Tyler 7-16-1-149. Northwest Mo. St. U.-McMenamin,John 12-17-0-233; Mandl,T.J. 7-14-0-88; Hampton,Andy 4-5-0-28; Hackett,Ryan 1-1-0-55.

RECEIVING: Washburn-Huelsman,Chris 2-73; Humphrey,Darryl 2-23; McNeal,Colon 1-42; Whittle,Chris 1-12; 32 1-minus 1. Northwest Mo. St. U.-Rector,Jamaica 6-57; Otte,John 4-89; Douglas,Maurice 3-127; Hackett,Ryan 2-43; Findley,Jared 2-25; Blanche,Reid 2-12; Stewart,Mark 1-20; Burke,Chris 1-13; Glasnapp,Nick 1-9; Shafar,Sean 1-7; Skaggs,Geromy 1-2.

INTERCEPTIONS: Washburn-None. Northwest Mo. St. U.-Miller,Ryan 1-24.

Stadium: Rickenbrode Stadium Attendance: 7500
Kickoff time: 1:30 pm End of Game: 4:25 pm Total elapsed time: 2:55
Temperature: 65 Wind: E 5-13 Weather: Sunny,clear,gorgeous

Game #6

Truman State 27

Washburn 26

Oct. 6, 2001 • Moore Bowl • Topeka, Kan.

In a game that was a roller coaster of emotions, the Truman Bulldogs' Austin Lepper hit a 46-yard field goal as time expired to damper homecoming for the Ichabods in a 27-26 win.

The Ichabods started the afternoon by spotting the Bulldogs 14 points as Truman scored on a pair of touchdown drives in the first and second quarter. The Ichabods would get back in it and take the lead into the break ridding the wave of three Washburn rushing touchdowns by Brandon Rainer. Rainer scored on rushes of 2-, 10- and 1-yard runs. He finished the day with 100 yards on 13 carries and became only the second Ichabod in school history to rush for more than 2,000 yards in a career. Truman would cut the lead the three on a Leeper 36-yard field goal and then take the lead on a touchdown run 24-20.

The Ichabod defense would then make a stand and stop the Bulldogs at 50 and take over with 1:52 remaining. The Ichabods would take the lead with 40 seconds left on a Colon McNeal touchdown reception from Tyler Schuerman. McNeal finished the day with nine receptions for 109 yards.

Joe Corcoran led the Ichabod defense with 18 tackles. He had three for loss, a forced fumble, a pass break up and a quarterback sack in his first start.



Score by Quarters	1	2	3	4	Score	
Truman	7	7	3	10	- 27	Record: (5-1, 3-1)
Washburn	0	20	0	6	- 26	Record (2-4, 1-3)

Scoring Summary:

1st
04:44 TRUMAN - Heinecke,Marc 4 yd pass from Howe,Eric (Lepper,Austin kick), 7-53 2:38, TRUMAN 7 - WU 0
2nd
13:44 TRUMAN - Pugh,Alfonso 6 yd pass from Howe,Eric (Lepper,Austin kick), 8-78 3:29, TRUMAN 14 - WU 0
07:59 WU - Rainer,Brandon 2 yd run (Bowers,Jason kick), 13-80 5:45, TRUMAN 14 - WU 7
03:07 WU - Rainer,Brandon 10 yd run (Bowers,Jason kick), 3-13 1:38, TRUMAN 14 - WU 14
00:05 WU - Rainer,Brandon 1 yd run (Bowers,Jason kick failed), 7-40 1:12, TRUMAN 14 - WU 20
3rd
04:46 TRUMAN - Lepper,Austin 35 yd field goal, 11-36 5:12, TRUMAN 17 - WU 20
4th
08:56 TRUMAN - Swenson,Carl 2 yd run (Lepper,Austin kick), 7-70 2:19, TRUMAN 24 - WU 20
00:40 WU - McNeal,Colon 33 yd pass from Schuerman,Tyler (Bowers,Jason kick blocked), 5-50 1:12, TRUMAN 24 - WU 26
00:00 TRUMAN - Lepper,Austin 46 yd field goal, 7-55 0:40, TRUMAN 27 - WU 26

	BULLDOGS	ICHABODS
FIRST DOWNS	24	20
RUSHES-YARDS (NET)	36-119	41-183
PASSING YDS (NET)	292	190
Passes Att-Comp-Int	44-31-0	30-16-2
TOTAL OFFENSE PLAYS-YARDS	80-411	71-373
Fumble Returns-Yards	0-0	1-5
Punt Returns-Yards	3-25	0-0
Kickoff Returns-Yards	5-80	5-103
Interception Returns-Yards	2-46	0-0
Punts (Number-Avg)	4-31.0	5-41.0
Fumbles-Lost	2-2	1-0
Penalties-Yards	6-40	8-58
Possession Time	31:58	28:02
Sacks By: Number-Yards	0-0	1-12

RUSHING: Truman-Howe,Eric 12-51; Redding,Mike 12-49; Cosmano,Brian 7-13; Jensen,Geoff 1-4; Swenson,Carl 1-2; Pugh,Alfonso 2-0; Heinecke,Marc 1-0. Washburn-Rainer,Brandon 13-100; Schuerman,Tyler 11-52; Humphrey,Darryl 6-11; Crain,Corey 3-10; Jones,Reggie 1-8; Johnson,Joshua 2-7; Zandevakili,And 1-2; Wimpy,Jeff 1-1; Huelsman,Chris 3-minus 8.

PASSING: Truman-Howe,Eric 31-44-0-292. Washburn-Schuerman,Tyler 16-30-2-190.

RECEIVING: Truman-Blakley,Andrew 10-76; Jensen,Geoff 9-99; Pugh,Alfonso 9-95; Riney,Jason 1-12; McCloskey,J.D. 1-6; Heinecke,Marc 1-4. Washburn-McNeal,Colon 9-110; Humphrey,Darryl 2-17; Rainer,Brandon 2-10; Huelsman,Chris 1-26; Crain,Corey 1-22; Archie,Quentin 1-5.

INTERCEPTIONS: Truman-Wright,Dominick 1-20; Walter,Justin 1-26. Washburn-None.

Stadium: Moore Bowl Attendance: 4015
Kickoff time: 2:00 pm End of Game: 5:22 pm Total elapsed time: 3:22
Temperature: 64 Wind: 5-10 N Weather: Sunny and Clear

Austin Lepper kicks 46 yarder as time expires for winner. Ichabods lose on homecoming for only the 3rd time in the last 12. With his 100 yards, Brandon Rainer goes over the 2,000-yard mark - 2,009 for career. He also scored 3 TD's.

Game #7

Central Missouri 58

Washburn 34


Oct. 11, 2000 • Moore Bowl • Topeka, Kan.

The Central Missouri State Mules scored 31 straight points in the second half and turned a close game at the break into a 58-34 win.

The Ichabods would get on the board early after their opening kickoff was fumbled by the Mules' Kevin Nickerson. Washburn would then run go 30 yards in five plays capped by a Tyler Schuerman scamper. All 30 yards on the ground were gained by Schuerman. The Ichabods would then capitalize on another Mule turnover and convert it into a 7 yard touchdown run by Brandon Rainer.

The Mules would come back and tie the score on a pair of Todd Devoe touchdown receptions from Dennis Gile of 53 and 19 yards respectively. Gile would pass for 380 yards completing 24 of 33 passes with two interceptions and five touchdowns. Kegan Coleman would score another TD for CMSU putting the Mules in front.

The Ichabods would tie the score on another Rainer TD run. The Mules would answer with another touchdown. Entering the game for the injured Schuerman, Hickel would score on a 68 yard touchdown run near the end of the first half. The PAT was blocked.



Score by Quarters	1	2	3	4	Score	
Central Missouri	7	20	14	17	- 58	Record: (7-0, 5-0)
Washburn	14	13	7	0	- 34	Record (2-5, 1-4)

Scoring Summary:

1st

12:50 WU - Schuerman, Tyler 3 yd run (Bowers, Jason kick), 5-30 2:01, CMSU 0 - WU 7
07:25 WU - Rainer, Brandon 7 yd run (Bowers, Jason kick), 9-40 3:08, CMSU 0 - WU 14
00:17 CMSU - Devoe, Todd 53 yd pass from Gile, Dennis (Wilson, Pat kick), 5-80 1:53, CMSU 7 - WU 14

2nd

12:21 CMSU - Devoe, Todd 19 yd pass from Gile, Dennis (Wilson, Pat kick), 5-56 1:30, CMSU 14 - WU 14
09:52 CMSU - Coleman, Kegan 38 yd pass from Gile, Dennis (Wilson, Pat kick), 2-45 0:50, CMSU 21 - WU 14
02:55 WU - Rainer, Brandon 2 yd run (Bowers, Jason kick), 14-72 6:57, CMSU 21 - WU 21
02:32 CMSU - Gile, Dennis 23 yd run (Wilson, Pat kick failed), 1-23 0:23, CMSU 27 - WU 21
01:10 WU - Hickel, Dustin 68 yd run (Bowers, Jason kick blocked), 3-81 1:22, CMSU 27 - WU 27

3rd

12:48 WU - Hickel, Dustin 4 yd run (Bowers, Jason kick), 6-56 2:12, CMSU 27 - WU 34
11:23 CMSU - Coleman, Kegan 43 yd pass from Gile, Dennis (Wilson, Pat kick), 6-78 1:25, CMSU 34 - WU 34
07:43 CMSU - Devoe, Todd 27 yd pass from Gile, Dennis (Wilson, Pat kick), 5-42 1:45, CMSU 41 - WU 34

4th

12:15 CMSU - Wilson, Pat 32 yd field goal, 13-74 5:27, CMSU 44 - WU 34
08:40 CMSU - Thompson, Lee 1 yd run (Wilson, Pat kick), 7-26 3:21, CMSU 51 - WU 34
03:06 CMSU - Thompson, Lee 7 yd run (Wilson, Pat kick), 4-36 1:41, CMSU 58 - WU 34

	MULES	ICHABODS
FIRST DOWNS	27	23
RUSHES-YARDS (NET)	30-141	60-327
PASSING YDS (NET)	380	116
Passes Att-Comp-Int	33-24-2	21-7-2
TOTAL OFFENSE PLAYS-YARDS	63-521	81-443
Fumble Returns-Yards	0-0	0-0
Punt Returns-Yards	3-22	0-0
Kickoff Returns-Yards	6-157	10-196
Interception Returns-Yards	2-24	2-0
Punts (Number-Avg)	0-0.0	3-38.0
Fumbles-Lost	3-3	0-0
Penalties-Yards	3-35	13-103
Possession Time	23:01	36:59
Sacks By: Number-Yards	2-17	0-0

RUSHING: Central Mo. State-Thompson, Lee 21-104; Gile, Dennis 4-20; Coleman, Kegan 4-15; Nickerson, Kevin 1-2. Washburn-Hickel, Dustin 21-130; Schuerman, Tyler 17-97; Rainer, Brandon 10-50; Humphrey, Darryl 2-17; Johnson, Joshua 2-15; Huelsman, Chris 5-14; Jones, Reggie 1-6; Zandevakili, And 1-0; Ichabods 1-minus 2.

PASSING: Central Mo. State-Gile, Dennis 24-33-2-380. Washburn-Hickel, Dustin 6-14-2-105; Schuerman, Tyler 1-7-0-11.

RECEIVING: Central Mo. State-Devoe, Todd 9-154; Thomas, Nate 5-75; Thomas, Marcus 5-47; Coleman, Kegan 2-81; Nickerson, Kevin 2-11; Carter, Mike 1-12. Washburn-Whittle, Chris 2-60; McNeal, Colon 2-30; Gant, Matt 1-12; Archie, Quentin 1-11; Huelsman, Chris 1-3.

Stadium: Moore Bowl Attendance: 2750
Kickoff time: 7:08 pm End of Game: 10:38 Total elapsed time: 3:30
Scorer: WUSD;
Temperature: 64 Wind: 10-15 W Weather: Clear, cool

Game #8

Washburn 6

Missouri Western 27

Oct. 20, 2001 • Spratt Stadium • St. Joseph, Mo.

The Washburn Ichabods fell to 2-6 and 1-5 in the MIAA with their 27-6 loss to Missouri Western.

The Ichabods trailed 13-6 after a pair of Jason Bowers' field goals of 30 and 40 yards. Those points would be the only put on the board for the Ichabods.

Even though the Ichabods racked up more first downs, rushing yards, passing yards and time of possession, the Griffons used a pair of touchdown drives of 36 and 95 yards to put the game out of reach.

The Ichabods racked up 400 total yards of offense compared to 292 of the Griffons, but the Ichabods could not get it in the endzone.

Dustin Hickel, starting in place of the injured Tyler Schuerman at quarterback was 21 of 36 for 197 yards. He also led the Ichabods on the ground with 69 yards rushing.

Colon McNeal grabbed seven receptions for 53 yards and Chris Whittle had four receptions for 53 yards as well.



Score by Quarters	1	2	3	4	Score	
Washburn	0	6	0	0	- 6	Record: (2-6, 1-5)
Missouri Western	6	7	7	7	- 27	Record: (6-2, 4-2)

Scoring Summary:

1st

09:11 MWSC - Evans, Jerris 54 yd pass from Waterman, Kasey (Fowler, Dan kick failed), 2-69 0:31, WU 0 - MWSC 6

2nd

11:30 WU - Bowers, Jason 30 yd field goal, 10-43 4:28, WU 3 - MWSC 6
10:40 MWSC - Ziesel, Adam 18 yd pass from Waterman, Kasey (Fowler, Dan kick), 3-52 0:50, WU 3 - MWSC 13

02:59 WU - Bowers, Jason 40 yd field goal, 12-34 5:58, WU 6 - MWSC 13

3rd

03:40 MWSC - Evans, Jerris 15 yd pass from Waterman, Kasey (Fowler, Dan kick), 6-36 2:46, WU 6 - MWSC 20

4th

08:33 MWSC - Pitts, Derrick 64 yd run (Fowler, Dan kick), 6-95 3:20, WU 6 - MWSC 27

	ICHABODS	GRIFFONS
FIRST DOWNS	20	14
RUSHES-YARDS (NET)	48-203	22-96
PASSING YDS (NET)	197	196
Passes Att-Comp-Int	36-21-0	18-12-1
TOTAL OFFENSE PLAYS-YARDS	84-400	40-292
Fumble Returns-Yards	0-0	0-0
Punt Returns-Yards	1-9	0-0
Kickoff Returns-Yards	4-53	2-43
Interception Returns-Yards	1-13	0-0
Punts (Number-Avg)	5-30.6	4-33.2
Fumbles-Lost	1-1	1-1
Penalties-Yards	16-138	5-44
Possession Time	40:57	19:03
Sacks By: Number-Yards	2-14	2-10

RUSHING: Washburn-Hickel, Dustin 16-69; Rainer, Brandon 12-49; Snyder, Cody 7-29; Huelsman, Chris 5-25; Jones, Reggie 6-19; Johnson, Joshua 1-7; Humphrey, Darryl 1-5. Missouri Western-Pitts, Derrick 9-95; Smith, Matt 8-27; Griffons 1-minus 1; Waterman, Kasey 4-minus 25.

PASSING: Washburn-Hickel, Dustin 21-36-0-197. Missouri Western-Waterman, Kasey 12-18-1-196.

RECEIVING: Washburn-McNeal, Colon 7-53; Whittle, Chris 4-53; Huelsman, Chris 4-38; Snyder, Cody 3-35; Zandevakili, And 1-9; Humphrey, Darryl 1-7; Kraisinger, Kip 1-2. Missouri Western-Ziesel, Adam 5-48; Evans, Jerris 4-97; Pitts, Darwin 2-42; Kay, Josh 1-9.

INTERCEPTIONS: Washburn-Smith, Darold 1-13. Missouri Western-None.

Stadium: Spratt Stadium Attendance: 1896
Kickoff time: 1:00 pm End of Game: 3:45 pm Total elapsed time: 2:45
Temperature: 70 Wind: 10-15 Weather: Sunny



Game #9

Washburn..... 19

Emporia State 38

Oct. 27, 2001 • Welch Stadium • Emporia, Kan.

For the 11th straight time, Washburn fell to Emporia State 38-19 dropping the Ichabods' record to 2-7 and 1-6 in the MIAA.

The Hornets used the big scoring play against the Ichabods scoring on rushing plays of 60 and two 70 yard plays adding to the 337 yards of rushing on the afternoon. Emporia State jumped out to a 24-0 lead on three touchdown runs and a school-tying record 48 yards. The Ichabods would light the scoring column on a 1-yard touchdown by Reggie Jones with 24 seconds left in the first half.

In the second half, the Ichabods would score on their first drive with a 36-yard field goal by Jason Bowers. The Hornets would score the next two touchdowns to go up 38-10.

Hickel would lead the Ichabods with a career high 132 yards rushing on 34 carries. He also passed for 187 yards on 11 completions with one touchdown. Chris Whittle had three receptions for 81 yards. On defense, Joe Corcoran led the Ichabods with eight tackles.



Score by Quarters	1	2	3	4	Score	
Washburn	0	7	3	9	- 19	Record: (2-7, 1-6)
Emporia State	7	17	7	7	- 38	Record: (6-4, 3-4)

Scoring Summary:

1st

09:34 ESU - Wells,Shon 2 yd run (Gray,Justin kick), 13-43 5:26, WU 0 - ESU 7

2nd

14:32 ESU - Wells,Shon 17 yd run (Gray,Justin kick), 7-97 1:58, WU 0 - ESU 14

08:36 ESU - Paul,Tyler 70 yd run (Gray,Justin kick), 3-71 0:56, WU 0 - ESU 21

03:47 ESU - Gray,Justin 48 yd field goal, 8-34 3:38, WU 0 - ESU 24

00:24 WU - Jones,Reggie 1 yd run (Bowers,Jason kick), 4-47 0:58, WU 7 - ESU 24

3rd

12:50 WU - Bowers,Jason 36 yd field goal, 5-19 2:10, WU 10 - ESU 24

00:43 ESU - Wells,Shon 70 yd run (Gray,Justin kick), 3-68 1:02, WU 10 - ESU 31

4th

12:21 ESU - Copeland,Kelton 60 yd run (Gray,Justin kick), 3-65 1:41, WU 10 - ESU 38

04:23 WU - Ichabods safety, , WU 12 - ESU 38

00:03 WU - Huelsman,Chris 3 yd pass from Hickel,Dustin (Bowers,Jason kick), 7-48 1:09, WU 19 - ESU 38

	ICHABODS	HORNETS
FIRST DOWNS	18	17
RUSHES-YARDS (NET)	53-208	37-337
PASSING YDS (NET)	187	105
Passes Att-Comp-Int	31-11-2	20-10-3
TOTAL OFFENSE PLAYS-YARDS	84-395	57-442
Fumble Returns-Yards	0-0	0-0
Punt Returns-Yards	2-12	4-13
Kickoff Returns-Yards	5-128	3-54
Interception Returns-Yards	3-8	2-0
Punts (Number-Avg)	5-44.2	3-41.7
Fumbles-Lost	3-2	2-0
Penalties-Yards	4-39	4-26
Possession Time	37:30	22:27
Sacks By: Number-Yards	0-0	2-12

RUSHING: Washburn-Hickel,Dustin 34-132; Smith,Travis 3-39; Humphrey,Darryl 2-15; Huelsman,Chris 2-12; Jones,Reggie 8-9; Johnson,Joshua 2-5; Zandevakili,And 1-minus 1; McNeal,Colon 1-minus 3. Emporia State-Wells,Shon 10-98; Paul,Tyler 5-80; Copeland,Kelton 8-76; Johnson,Ryan 1-42; Sanders,Josh 5-32; Price Kaylon 4-11; Gonzalez,Jovani 2-1; Perry,Jody 1-minus 1; Team 1-minus 2.

PASSING: Washburn-Hickel,Dustin 11-31-2-187. Emporia State-Copeland,Kelton 8-15-1-84; Majors,Ryan 2-4-1-21; Hatfield,Tad 0-1-1-0.

RECEIVING: Washburn-Whittle,Chris 3-81; Fowler,Kyle 2-28; Huelsman,Chris 2-15; Jones,Reggie 2-9; McNeal,Colon 1-46; Humphrey,Darryl 1-8. Emporia State-Williams,Daniel 5-51; Ferguson,Jason 3-44; Johnson,Ryan 1-9; Sanders,Josh 1-1.

INTERCEPTIONS: Washburn-Hayes,Patrick 1-0; Schembri,Larry 1-8; Simmons,Chris 1-0. Emporia State-Bell,Jordan 1-0; Kennedy,Jason 1-0.

Stadium: Welch Stadium Attendance: 4511

Kickoff time: 2:00 pm End of Game: 4:50 pm Total elapsed time: 2:50

Temperature: 52 Wind: 10-15 S Weather: Sunny and crisp

Game #10

Missouri-Rolla 14

Washburn. 42

Nov. 2, 2001 • Moore Bowl • Topeka, Kan.

The Washburn Ichabods snapped a five-game losing streak as they pounded Missouri-Rolla 42-14. The Ichabods opened a 21-0 lead and kept Missouri-Rolla scoreless until the 3:40 mark in the second quarter.

The Ichabods got things going with a 23-yard touchdown run by quarterback Tyler Schuerman. It was the first of two scoring runs Schuerman would have on the day.

Brandon Rainer scored on a 14-yard plunge late in the first quarter and he would add another score in the fourth quarter on a three-yard run.

In the second half, the Ichabods would score 21 unanswered points starting with a 26-yard touchdown reception by Colon McNeal from Schuerman. Dustin Hickel would get into the act on a 4-yard run in the fourth quarter.

The Ichabods racked up 436 yards of total offense and held the Miners to 194 yards. Rainer and Schuerman each recorded 58 yards rushing and two touchdowns. Schuerman passed for 97 yards and one touchdown. Darryl Humphrey recorded two catches for 46 yards and McNeal finished with 41 yards receiving and one touchdown.

On defense, the Ichabods' Darold Smith recorded 10 tackles. The Ichabods also had 14 tackles for loss for 71 yards.



Score by Quarters	1	2	3	4	Score	
Missouri-Rolla	0	7	0	7	- 14	Record: (2-8, 0-8)
Washburn	14	7	7	14	- 42	Record: (3-7, 2-6)

Scoring Summary:

1st

04:07 WU - Schuerman,Tyler 23 yd run (Bowers,Jason kick), 2-23 0:13, UMR 0 - WU 7

00:31 WU - Rainer,Brandon 14 yd run (Bowers,Jason kick), 4-50 1:26, UMR 0 - WU 14

2nd

12:17 WU - Schuerman,Tyler 6 yd run (Bowers,Jason kick), 7-72 2:30, UMR 0 - WU 21

03:40 UMR - Mahoney,Mike 1 yd run (Mendrygal,Alex kick), 11-35 5:51, UMR 7 - WU 21

3rd

06:10 WU - McNeal,Colon 26 yd pass from Schuerman,Tyler (Bowers,Jason kick), 9-60 3:15, UMR 7 - WU 28

4th

07:33 WU - Rainer,Brandon 3 yd run (Bowers,Jason kick), 7-34 3:41, UMR 7 - WU 35

02:02 WU - Hickel,Dustin 4 yd run (Bowers,Jason kick), 6-15 2:34, UMR 7 - WU 42

01:04 UMR - Boyer,Darron 68 yd pass from Brown,Scott (Mendrygal,Alex kick), 3-74 0:58, UMR 14 - WU 42

	MINERS	ICHABODS
FIRST DOWNS	12	23
RUSHES-YARDS (NET)	37-59	54-306
PASSING YDS (NET)	135	130
Passes Att-Comp-Int	24-12-0	18-9-2
TOTAL OFFENSE PLAYS-YARDS	61-194	72-436
Fumble Returns-Yards	0-0	1-20
Punt Returns-Yards	0-0	4-43
Kickoff Returns-Yards	7-151	1-17
Interception Returns-Yards	2-17	0-0
Punts (Number-Avg)	8-35.9	2-39.0
Fumbles-Lost	3-1	1-1
Penalties-Yards	2-10	6-62
Possession Time	27:25	32:35
Sacks By: Number-Yards	1-13	4-35

RUSHING: Missouri-Rolla-Okwuonu,Ken 23-80; Cameron,Shane 2-3; Phillips,Jae 3-2; Boyer,Darron 1-1; Mahoney,Mike 4-minus 2; Brown,Scott 4-minus 25. Washburn-Rainer,Brandon 10-58; Schuerman,Tyler 11-58; Humphrey,Darryl 6-48; Hickel,Dustin 7-47; Johnson,Joshua 8-44; Huelsman,Chris 2-20; Zandevakili,And 1-14; Jones,Reggie 5-12; Smith,Travis 2-8; Ichabods 2-minus 3.

PASSING: Missouri-Rolla-Brown,Scott 8-18-0-106; Mahoney,Mike 4-5-0-29; Siller,Jason 0-1-0-0. Washburn-Schuerman,Tyler 6-13-1-97; Hickel,Dustin 3-5-1-33.

RECEIVING: Missouri-Rolla-Boyer,Darron 4-88; Siller,Jason 4-35; Moss,Clint 1-6; Fischer,Brett 1-4; Matthias,Josh 1-1; Ennis,Ken 1-1. Washburn-McNeal,Colon 3-41; Humphrey,Darryl 2-46; Johnson,Joshua 2-12; Archie,Quentin 1-17; Whittle,Chris 1-14.

INTERCEPTIONS: Missouri-Rolla-Bullocks,Drew 1-17; Elrod,Jason 1-0. Washburn-None.

Stadium: Moore Bowl Attendance: 1750

Kickoff time: 1 p.m. End of Game: 3:46 pm Total elapsed time: 2:46

Temperature: 70 Wind: 5-10 NE Weather: Beautiful! Sunny!

Ichabods snap 5-game losing streak. UMR loses 35th straight MIAA game.

Game #11

Southwest Baptist 48

Washburn 20

Nov. 10, 2001 • Moore Bowl • Topeka, Kan.

The Washburn Ichabods fell 48-20 in their season finale to Southwest Baptist. The loss ends the Ichabods season with a 3-8 record and a 2-7 mark in the MIAA. Southwest Baptist finishes the season with a 6-5 mark and a 4-5 MIAA mark. It was the first winning season for the Bearcats since 1991.

The Bearcats got on the board early and often as they jumped out to a 42-0 lead on the Ichabods. It wasn't until the 7:52 mark of the third quarter the Ichabods would get on the scoreboard via a 35-yard touchdown reception from Tyler Schuerman to Colon McNeal. McNeal finished the day with two touchdown receptions in his final game as an Ichabod.

The Ichabods other score came on a 10-yard reception by Andre Zandevakili from Schuerman.

Darryl Humphrey led the Ichabods with 59 yards rushing. Schuerman passed for 126 yards with 10 completions and Dustin Hickel completed three passes and one touchdown.

McNeal finished with 98 yards receiving and two touchdowns with five receptions and fellow senior Chris Whittle had five catches for 53 yards.

Jason Ross led the Ichabod defense with seven tackles and Ryan Huske had three tackles for 10 yards in loss. Corey Crain, in his first start at cornerback had an interception, a pass break up and a tackle for loss.



Score by Quarters	1	2	3	4	Score
Southwest Baptist	7	28	7	6	48
Washburn	0	0	7	13	21

Record: (6-5, 4-5)
Record: (3-8, 2-7)

Scoring Summary:

1st Quarter

04:36 SBU - Reed,Eugene 43 yd run (Mattson,Steve kick), 2-43 0:14, SBU 7 - WU 0

2nd Quarter

12:50 SBU - Reed,Eugene 80 yd pass from Lowe,Chris (Mattson,Steve kick), 1-80 0:11, SBU 14 - WU 0

07:56 SBU - Boykin,Deon 25 yd run (Mattson,Steve kick), 5-47 1:57, SBU 21 - WU 0

00:29 SBU - Whitley,Kevin 25 yd pass from Lowe,Chris (Mattson,Steve kick), 9-67 4:15, SBU 28 - WU 0

00:03 SBU - Reed,Eugene 25 yd pass from Lowe,Chris (Mattson,Steve kick), 2-25 0:12, SBU 35 - WU 0

3rd Quarter

10:10 SBU - Green,Marc 19 yd pass from Lowe,Chris (Mattson,Steve kick), 2-25 0:48, SBU 42 - WU 0

07:52 WU - McNeal,Colon 35 yd pass from Schuerman,Tyler (Bowers,Jason kick), 6-62 2:18, SBU 42 - WU 7

4th Quarter

10:45 WU - Zandevakili,And 10 yd pass from Schuerman,Tyler (Bowers,Jason kick), 8-68 3:15, SBU 42 - WU 14

10:32 SBU - Boykin,Deon 43 yd run (Mattson,Steve kick failed), 1-43 0:13, SBU 48 - WU 14

02:40 WU - McNeal,Colon 36 yd pass from Hickel,Dustin (Bowers,Jason kick blocked), 13-65 7:52, SBU 48 - WU 20

Team Statistics

	BEARCATS	ICHABODS
FIRST DOWNS	20	20
RUSHES-YARDS (NET)	25-225	53-209
PASSING YDS (NET)	265	182
Passes Att-Comp-Int	32-18-1	31-13-1
TOTAL OFFENSE PLAYS-YARDS	57-490	84-391
Fumble Returns-Yards	1-15	0-0
Punt Returns-Yards	5-81	0-0
Kickoff Returns-Yards	2-1	5-147
Interception Returns-Yards	1-19	1-0
Punts (Number-Avg)	3-35.7	6-40.0
Fumbles-Lost	1-1	1-1
Penalties-Yards	8-63	10-108
Possession Time	23:05	36:55
Sacks By: Number-Yards	7-53	0-0

RUSHING: Southwest Baptist-Boykin,Deon 10-125; Reed,Eugene 11-60; Lowe,Chris 3-29; Green,Marc 1-11. Washburn-Humphrey,Darryl 9-59; Johnson,Joshua 6-48; Zandevakili,And 4-32; Schuerman,Tyler 15-32; Hickel,Dustin 8-16; Rainer,Brandon 10-16; McNeal,Colon 1-6.

PASSING: Southwest Baptist-Lowe,Chris 17-31-1-270; Eaton,Billy 1-1-0-minus 5. Washburn-Schuerman,Tyler 10-23-1-126; Hickel,Dustin 3-8-0-56.

RECEIVING: Southwest Baptist-Green,Marc 7-83; Whitley,Kevin 3-34; Hicks,Michael 3-32; Reed,Eugene 2-105; Davis,Kenneth 2-16; Pogue,Mitch 1-minus 5. Washburn-McNeal,Colon 5-98; Whittle,Chris 5-53; Smith,Travis 1-12; Zandevakili,And 1-10; Rainer,Brandon 1-9.

INTERCEPTIONS: Southwest Baptist-Maiwelmal,Joey 1-19. Washburn-Crain,Corey 1-0.

Stadium: Moore Bowl Attendance: 1550

Kickoff time: 1 p.m. End of Game: 4:15 pm Total elapsed time: 3:15

Temperature: 68 Wind: Calm Weather: Sunny,Clear

MIAA Game. Bearcats record first winning season since 1991. Ichabods finish season 3-8, 2-7 in the MIAA. SBU finishes 6-5, 4-5 in the MIAA.

2001 Season Bests

Individual Highs

Washburn Ichabods

Rushes	34	Hickel,Dustin at ESU
Yards Rushing	132	Hickel,Dustin at ESU
TD Rushes	3	Rainer,Brandon vs TSU
Long Rush	68	Hickel,Dustin vs CMSU
Pass attempts	36	Hickel,Dustin at MWSC
Pass completions	21	Hickel,Dustin at MWSC
Yards Passing	306	Schuerman,Tyler vs MSSC
TD Passes	3	Schuerman,Tyler vs MSSC
Long Pass	51	Schuerman,Tyler vs MSSC
Receptions	9	McNeal,Colon vs TSU

Yards Receiving	123	McNeal,Colon vs MSSC
TD Receptions	2	McNeal,Colon vs MSSC
		McNeal,Colon vs SBU
Long Reception	51	Humphrey,Darryl vs MMSSC
Field Goals	2	Bowers,Jason at MWSC
Long Field Goal	45	Bowers,Jason at NWMSU
Punts	6	Roth,Eric at PSU
		Roth,Eric at NWMSU
		Roth,Eric vs SBU
Punting Avg	47.0	Roth,Eric at PSU
Long Punt	60	Roth,Eric at PSU

Long Punt Return	26	Hopson,Cowan at UWL
Long Kickoff Return	62	McNeal,Colon at ESU
Tackles	18	Corcoran,Joe vs TSU
Sacks	2	Schembri,Larry at UWL
Interceptions	1	Potts,Jeremy vs LU
		Hayes,Patrick vs LU
		Wilson,Dan vs MSSC
		Wimpy,Jeff vs CMSU
		Hayes,Patrick vs CMSU
		Smith,Darold at MWSC
		Hayes,Patrick at ESU
		Simmons,Chris at ESU
		Schembri,Larry at ESU
		Crain,Corey vs SBU

Opponent

23	Okwuonu,Ken, UMR
172	Chapman,Josh, MSSC
3	Chapman,Josh, MSSC
	Wells,Shon, ESU
77	Chapman,Josh, MSSC
44	Howe,Eric, TSU
31	Howe,Eric, TSU
380	Gile,Dennis, CMSU
5	Gile,Dennis, CMSU
83	Philpot,Neal, PSU
10	Rizzo,Matt, UWL
	Blakley,Andrew, TSU
154	Devoe,Todd, CMSU
3	Devoe,Todd, CMSU
83	Bell,Aaron, PSU
3	Jensen,Jedediah, UWL
48	Gray,Justin, ESU
8	Morris,Bryan, UWL
	Penn,Dustin, vs UMR
44.8	Stanley,Dan, MSSC
52	Stanley,Dan, MSSC
	Amon,Pat, ESU
46	Williams,Donald, SBU
62	Every,Toranza, LU
21	Walker,Eric, MWSC
two tied with 2	
two tied with 2	

Team Highs

Washburn Ichabods

Rushes	60	vs CMSU
Yards Rushing	327	vs CMSU
Yards Per Rush	6.6	vs MSSC
TD Rushes	5	vs CMSU
		vs UMR
Pass attempts	37	at UWL
Pass completions	21	at MWSC
Yards Passing	306	vs MSSC
Yards Per Pass	10.9	vs MSSC
TD Passes	3	vs MSSC
		vs SBU
Total Plays	85	at UWL
Total Offense	591	vs MSSC
Yards Per Play	8.3	vs MSSC
Points	42	vs UMR
Sacks By	5	vs UMR
First Downs	24	at UWL
Penalties	16	at MWSC
Penalty Yards	138	at MWSC
Turnovers	10	at UWL
Interceptions By	3	at ESU

Opponents

Rushes	51	vs MSSC
Yards Rushing	337	at ESU
Yards Per Rush	9.1	at ESU
TD Rushes	5	at ESU
Pass attempts	44	vs TSU
Pass completions	31	vs TSU
Yards Passing	404	at NWMSU
Yards Per Pass	25.0	at PSU
TD Passes	5	vs CMSU
Total Plays	81	at NWMSU
Total Offense	590	at NWMSU
Yards Per Play	9.6	at PSU
Points	58	vs CMSU
Sacks By	7	vs SBU
First Downs	30	at NWMSU
Penalties	14	vs LU
Penalty Yards	108	NWMSU
Turnovers	6	vs LU
Interceptions By	5	UWL



2001 RECORD:	OVERALL	HOME	AWAY
WASHBURN	(3-8-0)	(3-3-0)	(0-5-0)
MIAA	(2-7-0)	(2-3-0)	(0-4-0)
NON-CONFERENCE	(1-1-0)	(1-0-0)	(0-1-0)

DATE	OPPONENT	SCORE	ATTEND
Sep 01, 2001	at Wisconsin-LaCrosse	L 18-37	3919
Sep 08, 2001	LINCOLN	W 31-20	2950
*Sep 15, 2001	at Pittsburg State	L 21-51	8277
*Sep 22, 2001	MISSOURI SOUTHERN	W 29-28	3540
*Sep 29, 2001	at Northwest Mo. St. U.	L 17-52	7500
*Oct 06, 2001	TRUMAN	L 26-27	4015
*Oct 11, 2001	CENTRAL MO. STATE	L 34-58	2750
*Oct 20, 2001	at Missouri Western	L 6-27	1896
*Oct 27, 2001	at Emporia State	L 19-38	4511
*Nov 02, 2001	MISSOURI-ROLLA	W 42-14	1750
*Nov 10, 2001	SOUTHWEST BAPTIST	L 20-48	1550
*MIAA Game			

Team Statistics

	Washburn	Opponents
SCORING	263	400
Points Per Game	23.9	36.4
FIRST DOWNS	221	206
Rushing	131	86
Passing	78	99
Penalty	12	21
RUSHING YARDAGE	2246	1878
Yards gained rushing	2621	2200
Yards lost rushing	375	322
Rushing Attempts	523	404
Average Per Rush	4.3	4.6
Average Per Game	204.2	170.7
TDs Rushing	22	30
PASSING YARDAGE	2042	2446
Att-Comp-Int	294-137-19	292-170-10
Average Per Pass	6.9	8.4
Average Per Catch	14.9	14.4
Average Per Game	185.6	222.4
TDs Passing	12	24
TOTAL OFFENSE	4288	4324
Total Plays	817	696
Average Per Play	5.2	6.2
Average Per Game	389.8	393.1
KICK RETURNS: #-YARDS	58-1224	42-879
PUNT RETURNS: #-YARDS	13-106	26-254
INT RETURNS: #-YARDS	10-18	19-181
KICK RETURN AVERAGE	21.1	20.9
PUNT RETURN AVERAGE	8.2	9.8
INT RETURN AVERAGE	1.8	9.5
FUMBLES-LOST	27-18	25-17
PENALTIES-YARDS	108-955	66-563
Average Per Game	86.8	51.2
PUNTS-YARDS	44-1706	38-1339
Average Per Punt	38.8	35.2
Net punt average	33.0	32.4
TIME OF POSSESSION/GAME	32:53	27:06
3RD-DOWN CONVERSIONS	68/165	56/135
3rd-Down Pct	41%	41%
4TH-DOWN CONVERSIONS	17/31	14/23
4th-Down Pct	55%	61%
SACKS BY-YARDS	13-111	23-186
MISC YARDS	62	45
TOUCHDOWNS SCORED	35	54
FIELD GOALS-ATTEMPTS	6-13	9-11
PAT-ATTEMPTS	27-32	43-49
ATTENDANCE	16555	26103
Games/Avg Per Game	6/2759	5/5221

Score by Quarters	1st	2nd	3rd	4th	Total
Washburn	56	93	46	68	- 263
Opponents	81	162	79	78	- 400

Rushing

	GP	Att	Gain	Loss	Net	Avg	TD	Long	Avg/G
Hickel,Dustin	11	143	728	188	540	3.8	5	68	49.1
Schuerman,Tyler	8	118	590	113	477	4.0	6	36	59.6
Rainer,Brandon	10	88	478	15	463	5.3	9	60	46.3
Humphrey,Darryl	11	39	251	10	241	6.2	0	24	21.9
Johnson,Joshua	11	27	177	3	174	6.4	0	19	15.8
Jones,Reggie	10	39	104	2	102	2.6	2	11	10.2
Huelsman,Chris	10	22	101	11	90	4.1	0	18	9.0
Zandevakili,And	10	12	56	1	55	4.6	0	16	5.5
Smith,Travis	10	5	47	0	47	9.4	0	26	4.7
Snyder,Cody	6	10	44	0	44	4.4	0	11	7.3
Crain,Corey	9	10	30	0	30	3.0	0	8	3.3
McNeal,Colon	11	4	14	3	11	2.8	0	8	1.0
Wimpy,Jeff	11	1	1	0	1	1.0	0	1	0.1
Ichabods	7	5	0	29	-29	-5.8	0	0	-4.1
Total	11	523	2621	375	2246	4.3	22	68	204.2
Opponents	11	404	2200	322	1878	4.6	30	77	170.7

Passing

	GP	Effic	A-C-I	Pct	Yds	TD	Lng
Avg/G							
Hickel,Dustin	11	91.22	153-71-13	46.4	1008	3	46 91.6
Schuerman,Tyler	8	121.83	140-66-6	47.1	1034	9	51 129.2
Ichabods	7	0.00	1-0-0	0.0	0	0	0 0.0
Total	11	105.49	294-137-19	46.6	2042	12	51 185.6
Opponents	11	148.86	292-170-10	58.2	2446	24	83 222.4

Receiving

	GP	No.	Yds	Avg	TD	Long	Avg/G
McNeal,Colon	11	43	732	17.0	8	50	66.5
Whittle,Chris	10	26	407	15.7	0	41	40.7
Humphrey,Darryl	11	18	242	13.4	1	51	22.0
Huelsman,Chris	10	12	176	14.7	1	38	17.6
Archie,Quentin	9	9	159	17.7	0	41	17.7
Snyder,Cody	6	6	81	13.5	0	27	13.5
Johnson,Joshua	11	5	59	11.8	1	20	5.4
Rainer,Brandon	10	4	18	4.5	0	9	1.8
Jones,Reggie	10	4	10	2.5	0	5	1.0
Crain,Corey	9	3	85	28.3	0	33	9.4
Fowler,Kyle	8	2	28	14.0	0	21	3.5
Zandevakili,And	10	2	19	9.5	1	10	1.9
Gant,Matt	7	1	12	12.0	0	12	1.7
Smith,Travis	10	1	12	12.0	0	12	1.2
Kraisinger,Kip	10	1	2	2.0	0	2	0.2
Total	11	137	2042	14.9	12	51	185.6
Opponents	11	170	2446	14.4	24	83	222.4

Total Offense

	G	Plays	Rush	Pass	Total	Avg/G
Hickel,Dustin	11	296	540	1008	1548	140.7
Schuerman,Tyler	8	258	477	1034	1511	188.9
Rainer,Brandon	10	88	463	0	463	46.3
Humphrey,Darryl	11	39	241	0	241	21.9
Johnson,Joshua	11	27	174	0	174	15.8
Jones,Reggie	10	39	102	0	102	10.2
Huelsman,Chris	10	22	90	0	90	9.0
Zandevakili,And	10	12	55	0	55	5.5
Smith,Travis	10	5	47	0	47	4.7
Snyder,Cody	6	10	44	0	44	7.3
Crain,Corey	9	10	30	0	30	3.3
McNeal,Colon	11	4	11	0	11	1.0
Wimpy,Jeff	11	1	1	0	1	0.1
Ichabods	7	6	-29	0	-29	-4.1
Total	11	817	2246	2042	4288	389.8
Opponents	11	696	1878	2446	4324	393.1

Punt Returns

	No.	Yds	Avg	TD	Long
Hopson,Cowan	6	42	7.0	0	26
Huelsman,Chris	3	34	11.3	0	14
Hayes,Patrick	2	16	8.0	0	9
McNeal,Colon	2	14	7.0	0	14
Total	13	106	8.2	0	26
Opponents	26	254	9.8	0	46

Kick Returns

	No.	Yds	Avg	TD	Long
Hayes, Patrick	24	562	23.4	0	51
McNeal, Colon	13	323	24.8	0	62
Hopson, Cowan	5	85	17.0	0	27
Crain, Corey	4	91	22.8	0	33
Humphrey, Darryl	3	74	24.7	0	42
Kraisinger, Kip	3	17	5.7	0	17
Huelsman, Chris	2	49	24.5	0	25
Harris, Todd	2	9	4.5	0	5
Hoytal, John	1	0	0.0	0	0
Rainer, Brandon	1	14	14.0	0	14
Total	58	1224	21.1	0	62
Opponents	42	879	20.9	0	62

Scoring

	TD	FGs	Kick	Rush	Recv	Pass	DXP	Saf	Points
Rainer, Brandon	9	0-0	0-0	0-0	0	0-0	0	0	54
McNeal, Colon	8	0-0	0-0	0-0	0	0-0	0	0	48
Bowers, Jason	0	6-13	27-32	0-0	0	0-0	0	0	45
Schuerman, Tyler	6	0-0	0-0	0-0	0	2-2	0	0	36
Hickel, Dustin	5	0-0	0-0	1-1	0	0-0	0	0	32
Jones, Reggie	2	0-0	0-0	0-0	0	0-0	0	0	12
Johnson, Joshua	1	0-0	0-0	0-0	0	0-0	0	0	6
Huelsman, Chris	1	0-0	0-0	0-0	0	0-0	0	0	6
Zandevakili, And	1	0-0	0-0	0-0	0	0-0	0	0	6
Humphrey, Darryl	1	0-0	0-0	0-0	0	0-0	0	0	6
Smith, Darold	1	0-0	0-0	0-0	0	0-0	0	0	6
Whittle, Chris	0	0-0	0-0	0-0	1	0-0	0	0	2
Snyder, Cody	0	0-0	0-0	0-0	1	0-0	0	0	2
Ichabods	0	0-0	0-0	0-0	0	0-0	0	1	2
Total	35	6-13	27-32	1-1	2	2-2	0	1	263
Opponents	54	9-11	43-49	1-3	2	2-2	0	0	400

All-Purpose

	G	Rush	Rec	PR	KOR	IR	FR	Tot	Avg/G
McNeal, Colon	11	11	732	14	323	0	0	1080	98.2
Hayes, Patrick	10	0	0	16	562	-3	0	575	57.5
Humphrey, Darryl	11	241	242	0	74	0	0	557	50.6
Hickel, Dustin	11	540	0	0	0	0	0	540	49.1
Rainer, Brandon	10	463	18	0	14	0	0	495	49.5
Schuerman, Tyler	8	477	0	0	0	0	0	477	59.6
Whittle, Chris	10	0	407	0	0	0	0	407	40.7
Huelsman, Chris	10	90	176	34	49	0	0	349	34.9
Johnson, Joshua	11	174	59	0	0	0	0	233	21.2
Crain, Corey	9	30	85	0	91	0	0	206	22.9
Archie, Quentin	9	0	159	0	0	0	0	159	17.7
Hopson, Cowan	6	0	0	42	85	0	0	127	21.2
Snyder, Cody	6	44	81	0	0	0	0	125	20.8
Jones, Reggie	10	102	10	0	0	0	0	112	11.2
Zandevakili, And	10	55	19	0	0	0	0	74	7.4
Smith, Travis	10	47	12	0	0	0	0	59	5.9
Smith, Darold	11	0	0	0	0	13	37	50	4.5
Fowler, Kyle	8	0	28	0	0	0	0	28	3.5
Kitchener, Mike	11	0	0	0	0	0	25	25	2.3
Kraisinger, Kip	10	0	2	0	17	0	0	19	1.9
Gant, Matt	7	0	12	0	0	0	0	12	1.7
Harris, Todd	11	0	0	0	9	0	0	9	0.8
Schembri, Larry	11	0	0	0	0	8	0	8	0.7
Wimpy, Jeff	11	1	0	0	0	0	0	1	0.1
Ichabods	7	-29	0	0	0	0	0	-29	-4.1
Total	11	2246	2042	106	1224	18	62	5698	518.0
Opponents	11	1878	2446	254	879	181	45	5683	516.6

Punting

	No.	Yds	Avg	Long	TB	FC	I20	Blkd
Roth, Eric	44	1706	38.8	60	4	3	8	0
Total	44	1706	38.8	60	4	3	8	0
Opponents	38	1339	35.2	52	2	2	11	0

Field Goals

	FGM-FGA	Pct	01-19	20-29	30-39	40-49	50-99	Lg	Blk
Bowers, Jason	6-13	46.2	0-0	1-3	3-6	2-4	0-0	45	3

Defensive Statistics

	-Tackles-				-Sacks-		-Pass Def-	-Fumbles-			
	GP	UT	AT	Total	R	No-Yds	Int-Yds	BlUp	QH	Rc-Yds	FF
Schembri, Larry	11	44	46	90	15-57	4-0-34	1-8	2	1	2-0	2
Potts, Jeremy	11	31	39	70	5-23	1-0-15	1-0	5	1	1-0	2
Corcoran, Joe	11	33	32	65	9-36	2-0-13		6	1	2-0	1
Smith, Darold	11	44	18	62	1-1		1-13	6		1-37	
Hayes, Patrick	10	39	17	56	3-13		3-3	7		2-0	
Wimpy, Jeff	11	21	27	48	5-19	1-0-10	1-0	4			2
Ross, Jason	9	16	31	47	8-27	0-5-9					1
Kitchener, Mike	11	12	29	41	7-26					2-25	2
Taylor, Eric	11	12	23	35	7-20	1-0-5				1-0	
Simmons, Chris	7	16	19	35	1-2		1-0	2		1-0	
Gonzales, Rolly	10	13	13	26	6-31	2-0-16				1-0	
Harris, Todd	11	11	14	25				2		1-0	
Wilson, Dan	11	13	11	24	2-2		1-0	2		2-0	1
Huske, Ryan	11	9	15	24	8-36	1-5-18					1
Meyer, Blake	6	5	4	9							
Gordon, Chad	10	4	5	9	2-3						
Fowler, Kyle	8	5	3	8							
Durler, Matt	10	1	6	7							
Rainer, Brandon	10	4	2	6							
Crain, Corey	9	5	1	6	1-5		1-0	4			
Barth, Jacob	6	4	1	5						1-0	
Mayes, Jonathan	8	3	1	4	1-2						
Peel, Brian	7	1	3	4							
Cline, Dustin	4	3	1	4							
Bowers, Jason	11	2		2							
Otwell, Clayton	2	2		2							
Whittle, Chris	10	2		2							
Roth, Eric	11	2		2							
McNeal, Colon	11	2		2							
Tatum, Eric	9	1		1							
Johnson, Joshua	11	1		1							
Hickel, Dustin	11	1		1							
Archie, Quentin	9		1	1							
Grove, Anders	10	1		1							
Smith, Jermaine	10	1		1							
Kraisinger, Kip	10	1		1							
Wolff, Billy	10	1		1							
Ichabods	7										1
Total	11	366	362	728	81-303	13-111	10-18	40	17-62	14	
Opponents	11	463	350	813	75-314	23-186	19-181	51	18-45	11	

Time of Possession

Opponent	Score	Overall	1st	2nd	3rd	4th
at UWL	L 18-37	30:04	9:21	6:43	7:14	6:46
LU	W 31-20	33:55	8:58	6:45	9:06	9:06
at PSU	L 21-51	33:16	9:00	8:04	6:08	10:04
MSSC	W 29-28	26:39	7:40	6:37	9:00	3:22
at NWMSU	L 17-52	24:55	4:13	8:36	10:50	1:16
TSU	L 26-27	28:02	5:21	8:35	8:01	6:05
CMSU	L 34-58	36:59	9:19	11:25	9:08	7:07
at MWSC	L 6-27	40:57	9:08	12:14	10:17	9:18
at ESU	L 19-38	37:30	5:57	8:38	10:17	12:38
UMR	W 42-14	32:35	7:28	6:19	9:50	8:58
SBU	L 20-48	36:55	7:22	8:25	8:08	13:00
Washburn	Total	361:47	83:47	92:21	97:59	87:40
	Avg.	32:53	7:37	8:23	8:54	7:58
Opponents	Total	298:10	81:13	72:39	67:01	77:17
	Avg	27:06	7:23	6:36	6:05	7:01





Ralph McFillen
MIAA Commissioner



Matt Newbery
MIAA Sports
Information Director

MIAA Directory
10551 Barkley,
Suite 501
Overland Park,
KS 66212

913.341.3839
McFillen Phone
913.341.5887
McFillen Fax

913.341.3080
Newbery Phone
913.341.2995
Newbery Fax

The Mid-America Intercollegiate Athletics Association, a 10-member conference of NCAA Division II institutions in Missouri and Kansas, was first organized in 1912 as the Missouri Intercollegiate Athletic Association.

Over the past 15 years, the league has undergone several changes, highlighted by expansion and increased participation in national championships.

The MIAA has gained the reputation of being one of the top NCAA Division II conferences in the nation. MIAA student-athletes have won 11 national championships and more than 100 individual national titles.

The MIAA currently conducts conference championships in eight men's and eight women's sports.

Men's champions are crowned in football, cross country, basketball, indoor and outdoor track and field, baseball, tennis, and golf. Women's champions are determined in volleyball, cross country, soccer, basketball, indoor and outdoor track and field, softball and tennis.

Ralph McFillen was named to succeed Ken B. Jones as commissioner of the MIAA in January 1997, and took over in July of that year. He formerly served as commissioner of the Metro and Gulf South conferences.

Matt Newbery, formerly an assistant sports information director at Pittsburg State University, joined the conference in July 1994 as director of sports information.



Past MIAA Champions

1924 Truman	1951 Truman, Southwest Missouri State	1978 Southwest Missouri State
1925 Northwest Missouri State	1952 Truman, Northwest Missouri State	1979 Northwest Missouri State
1926 Central Missouri State	1953 Truman	1980 Missouri-Rolla
1927 Truman	1954 Truman	1981 Truman
1928 Truman, SW Missouri St.	1955 Southeast Missouri State	1982 Truman
1929 Truman	1956 Central Missouri State	1983 Central Missouri State
1930 Truman Missouri-Rolla Missouri-Rolla
1931 Northwest Missouri State	1957 Southeast Missouri State	1984 Northwest Missouri State
1932 Truman	1958 Southeast Missouri State	1985 Truman
1933 Truman	1959 Southeast Missouri State	1986 Central Missouri State
1934 Truman	1960 Truman	1987 Central Missouri State
1935 Truman	1961 Truman Southeast Missouri State
1936 Truman	1962 Southeast Missouri State	1988 Central Missouri State, Truman,
1937 Southeast Missouri State	1963 Southwest Missouri State Southeast Missouri State
1938 Northwest Missouri State	1964 Truman	1989 Pittsburg State
1939 Northwest Missouri State	1965 Truman	1990 Pittsburg State
1940 Southwest Missouri State	1966 Southwest Missouri State	1991 Pittsburg State
1941 Missouri-Rolla,	1967 Southeast Missouri State	1992 Pittsburg State
..... Northwest Missouri State	1968 Southeast Missouri State	1993 Missouri Southern
1942 Northwest Missouri State	1969 Truman, Southeast Missouri State	1994 Pittsburg State
..... Southeast Missouri State	1970 Central Missouri State, Truman	1995 Pittsburg State
1943-45 No MIAA Competition	1971 Truman	1996 Pittsburg State
1946 Southeast Missouri State	1972 Lincoln, Truman Northwest Missouri State
1947 Missouri-Rolla	1973 Southeast Missouri State	1997 Northwest Missouri State
1948 Northwest Missouri State	1974 Northwest Missouri State	1998 Northwest Missouri State
..... Southwest Missouri State	1975 Southeast Missouri State	1999 Northwest Missouri State
1949 Missouri-Rolla	1976 Truman, Southeast Missouri State	2000 Northwest Missouri State
1950 Missouri-Rolla	1977 Missouri-Rolla, Southeast Missouri	2001 Pittsburg State

MIAA Championship Titles

Truman 26	Pittsburg State 8	Missouri-Rolla 7
Southeast Missouri State 16	Central Missouri State 7	Missouri Southern 1
Northwest Missouri State 16	Southwest Missouri State 7	Lincoln University 1

MIAA Members

Central Missouri State University
Warrensburg, Mo.

Emporia State University
Emporia, Kan.

University of Missouri-Rolla
Rolla, Mo.

Missouri Southern State College
Joplin, Mo.

Missouri Western State College
St. Joseph, Mo.

Northwest Missouri State University
Maryville, Mo.

Pittsburg State University
Pittsburg, Kan.

Southwest Baptist University
Bolivar, Mo.

Truman State University
Kirksville, Mo.

Washburn University
Topeka, Kan.



	MIAA					Overall				
	W	L	PF	PA	Pct.	W	L	PF	PA	Pct.
x-Pittsburg State(6)	8	1	296	141	.889	11	2	467	186	.846
Central Missouri State(20)	7	2	333	259	.778	10	2	508	299	.833
Truman State	6	3	275	227	.667	8	3	366	263	.727
Missouri Western	6	3	257	175	.667	8	3	310	201	.727
Northwest Missouri	6	3	359	162	.667	7	4	416	205	.636
Southwest Baptist	4	5	196	264	.444	6	5	269	284	.545
Emporia State	3	6	204	248	.333	5	6	263	286	.455
Missouri Southern	3	6	198	252	.333	4	6	232	235	.400
Washburn	2	7	214	343	.222	3	8	263	400	.273
Missouri-Rolla	0	9	77	336	.000	2	9	152	360	.182

x = Won eighth MIAA championship, first since 1996
() = Rank in AFCA Division II Poll.

NCAA Division II Playoffs

Saturday, November 17

NCAA Division II Playoffs -- First round
@ PSU 20, Nebraska-Omaha 7

Saturday, November 24

NCAA Division II Playoffs -- Quarterfinals
@ North Dakota 38, PSU 0

Postseason Bowl Games

Saturday, December 1

Mineral Water Bowl @ Excelsior Springs, Mo.
CMSU 48, Minnesota-Duluth 17

2001 MIAA All-Conference Teams

Most Valuable Offensive Player

Jerris Evans, WR/KR, MWSC

Freshman of the Year

Jamaica Rector, WR/KR, NWMSU

Most Valuable Defensive Player

Earl Henry, LB, PSU

Coach of the Year

Ray Richards, SBU

First Team Offense

Eric Howe, TSU, QB, 6-1, 200, Sr.
Ken Okwuonu, UMR, RB, 5-11, 215, Sr.
Lee Thompson, CMSU, RB, 5-7, 195, So.
Andrew Blakley, TSU, WR, 5-9, 175, Jr.
Todd Devoe, CMSU, WR, 6-3, 200, Jr.
Jerris Evans, MWSC, WR, 5-11, 188, Sr.
Jamaica Rector, NWMSU, WR, 5-10, 175, Fr.
Pat McNally, PSU, TE, 6-5, 236, Sr.
*††Matt Howard, PSU, OL, 6-1, 271, Sr.
*†Seth Wand, NWMSU, OL, 6-7, 296, Jr.
Curt Lessman, NWMSU, OL, 6-3, 296, Sr.
Nick Ruud, TSU, OL, 6-3, 260, Jr.
Steve Wells, PSU, OL, 6-6, 304, Sr.
†John Young, CMSU, OL, 6-2, 290, Sr.
Eddie Ibarra, NWMSU, K, 6-2, 195, Jr.
Kevin Nickerson, CMSU, KR, 5-8, 175, Sr.
Four wide receivers & six linemen selected due to a tie in voting.

Honorable Mention Offense

Josh Chapman, MSSC, QB, 6-3, 195, Jr.
Chris Lowe, SBU, QB, 6-1, 180, Jr.
John McMenamin, NWMSU, QB, 6-4, 215, Jr.
Neal Philpot, PSU, QB, 6-4, 240, Fr.
Scott Brown, UMR, QB, 6-3, 178, So.
Tyler Schuerman, WU, QB, 6-3, 215, So.
Joey Ballard, MSSC, RB, 5-9, 185, Sr.
Brandon Rainer, WU, RB, 5-11, 220, Sr.
Eugene Reed, SBU, RB, 5-7, 170, Sr.
Shon Wells, ESU, RB, 5-8, 175, So.
Deon Boykin, SBU, RB, 5-9, 185, So.
Anthony Chatmon, PSU, RB, 5-11, 191, Sr.
Antonio Whitney, MSSC, RB, 5-4, 183, Sr.
Adam Ziesel, MWSC, WR, 6-1, 178, Jr.
Geoff Jensen, TSU, WR, 5-11, 175, Jr.
Wes Middleton, PSU, WR, 6-1, 196, Sr.

First Team Defense

*†Aaron McConnell, PSU, DL, 6-3, 285 So.
*Eric McDowell, MWSC, DL, 6-1, 213, So.
Brad Harris, PSU, DL, 6-3, 267, Sr.
Nick Heggeman, SBU, DL, 6-3, 260, Sr.
*†Earl Henry, PSU, LB, 5-11, 203, Sr.
Lloyd Thompson, CMSU, LB, 6-0, 200, Sr.
Eric Walker, MWSC, LB, 5-8, 214, Jr.
*Tyreece Whyte, MWSC, DB, 5-10, 180, Sr.
Aaron Hight, PSU, DB, 6-1, 193, Jr.
†Donte McCoy, ESU, DB, 6-1, 211, Jr.
†Travis Stepps, PSU, DB, 5-10, 195, Sr.
Pat Amon, ESU, P, 5-10, 155, Sr.
*=Unanimous selection
†=Repeat first-team choice from 2000
††=Repeat first-team choice from 1999 & 2000

Jason Siller, UMR, WR, 6-3, 180, So.
Chris Whittle, WU, WR, 6-1, 200, Sr.
Kevin Whitley, SBU, WR, 5-7, 160, Jr.
Mike Carter, CMSU, TE, 6-3, 220, Jr.
Jared Findley, NWMSU, TE, 6-2, 245, So.
Issa Banna, MWSC, OL, 6-1, 256, So.
Joe Johnson, CMSU, OL, 6-4, 305, Sr.
Clayton McCullah, SBU, OL, 6-0, 275, Jr.
Brandon Montgomery, TSU, OL, 6-2, 306, Jr.
Adam Navan, SBU, OL, 6-3, 270, So.
Steve Purdy, UMR, OL, 6-5, 292, Jr.
Dustin Perkins, MSSC, OL, 6-0, 258, Sr.
Wes Hill, ESU, OL, 6-6, 293, So.
Ryan Loneran, PSU, OL, 6-3, 276, Sr.
Alex Tuttle, NWMSU, OL, 6-4, 285, Jr.
Tim Watts, WU, OL, 6-4, 285, So.
Justin Gray, ESU, K, 5-10, 185, Fr.
Pat Wilson, CMSU, K, 5-8, 185, So.
Alex Mendrygal, UMR, K, 5-11, 170, Jr.

Second Team Offense

Kasey Waterman, MWSC, QB, 6-0, 186, Sr.
Ryan Hackett, NWMSU, RB, 5-8, 200, Sr.
Jesse Owen, PSU, RB, 5-11, 197, Sr.
Marc Green, SBU, WR, 6-2, 205, So.
Colon McNeal, WU, WR, 6-0, 195, Sr.
Alfonso Pugh, TSU, WR, 6-4, 205, Jr.
Ken Ennis, UMR, TE, 6-3, 235, Jr.
Jason Ferguson, ESU, TE, 6-3, 242, Sr.
Jason Riney, TSU, TE, 6-5, 255, Sr.
Joe Glab, NWMSU, OL, 6-3, 298, Sr.
Anders Grove, WU, OL, 6-3, 305, Sr.
Eric Martin, ESU, OL, 6-1, 300, So.
Brett Mingee, MWSC, OL, 6-2, 288, So.
Jerry Schwartz, CMSU, OL, 6-2, 295, Sr.
Austin Lepper, TSU, K, 6-1, 170, Jr.
Levi Neaville, PSU, KR, 5-10, 191, So.
Three wide receivers and three tight ends were selected due to voting ties

Defense

Justin Bowser, NWMSU, DL, 6-3, 290, Jr.
Mike Kitchner, WU, DL, 6-0, 285, So.
Rusty Miller, CMSU, DL, 6-0, 250, Sr.
L'Quincy Pryor, MSSC, DL, 6-2, 249, Sr.
Brian Schertz, NWMSU, DL, 6-0, 292, Jr.
Nick Weite, TSU, DL, 5-11, 250, Jr.
Lamaris Young, MWSC, DL, 6-2, 255, Sr.
James Jack, MWSC, DL, 6-1, 260, So.
Steve Stanhope, PSU, DL, 6-4, 282, Sr.
Chad Taake, UMR, DL, 6-2, 265, So.
Tom Blacett, PSU, LB, 5-11, 180, Sr.
Judd Lienhard, TSU, LB, 6-2, 232, Jr.
Chad Pratz, ESU, LB, 6-1, 215, Jr.
Tray Smitherman, MSSC, LB, 6-3, 230, Fr.
Bryan Johnson, TSU, LB, 6-3, 195, Sr.
Brent Matzke, ESU, LB, 6-0, 206, Jr.
Larry Schembri, WU, LB, 6-1, 220, Fr.
Joey Ballard, MSSC, DB, 5-9, 185, Sr.

Second Team Defense

Jason Chancellor, MWSC, DL, 6-1, 273, Jr.
Shawn Linder, SBU, DL, 6-2, 290, Jr.
Kevin Nelson, MSSC, DL, 6-3, 250, Sr.
Caleb White, PSU, DL, 6-2, 246, Jr.
Mike Best, MWSC, LB, 6-0, 218, Sr.
Shawn Stephens, UMR, LB, 6-1, 200, Jr.
Jake Willrich, TSU, LB, 6-0, 205, Jr.
Drew Bullocks, UMR, DB, 5-11, 175, Sr.
Derek Kent, TSU, DB, 5-10, 185, So.
Joey Maiwermal, SBU, DB, 6-3, 205, Fr.
Desmond Polk, MWSC, DB, 5-7, 160, So.
Marcel Smith, NWMSU, DB, 5-11, 185, Jr.
Chris Lutz, PSU, P, 5-11, 196, Jr.
Five backs selected due to a tie in voting.

Damien Purse, MSSC, DB, 5-8, 184, Sr.
Matt Reid, MSSC, DB, 6-2, 195, Sr.
Brian Riley, CMSU, DB, 6-0, 205, Jr.
Tony Sly, NWMSU, DB, 5-10, 210, Sr.
Pierre Thomas, MWSC, DB, 5-11, 181, So.
Justin Walter, TSU, DB, 5-9, 175, Jr.
Greg Zerr, CMSU, DB, 6-0, 185, Sr.
John Scott, ESU, DB, 6-0, 190, So.
Chad Smith, MWSC, DB, 5-9, 202, Sr.
Dan Stanley, MSSC, P, 6-1, 185, Fr.
Kenny Zordani, CMSU, P, 6-2, 230, So.
Dustin Penn, UMR, P, 6-1, 170, Jr.



2001 MIAA TEAM LEADERS

SCORING OFFENSE										RUSHING DEFENSE									
	G	TD	XP	2XP	DXP	FG	Saf	Pts	Avg		G	Rushes	Yards	Avg.	TD	Yds/G			
Pittsburg State	11	62	53	2	0	6	0	447	40.6	Pittsburg State	11	374	788	2.1	8	71.6			
Central Missouri	11	55	49	0	0	13	1	420	38.2	Missouri Western	11	413	1118	2.7	9	101.6			
Northwest Missouri	11	53	51	0	0	15	1	416	37.8	Southwest Baptist	11	424	1337	3.2	15	121.5			
Truman State	11	47	36	1	0	14	2	366	33.3	Truman State	11	408	1652	4.0	16	150.2			
Missouri Western	11	44	34	0	0	4	0	310	28.2	Central Missouri	11	426	1698	4.0	18	154.4			
Southwest Baptist	11	34	29	0	0	12	0	269	24.5	Northwest Missouri	11	413	1698	4.1	13	154.4			
Washburn	11	35	27	3	0	6	1	263	23.9	Missouri Southern	9	337	1474	4.4	13	163.8			
Emporia State	11	33	32	0	0	11	0	263	23.9	Washburn	11	404	1878	4.6	30	170.7			
Missouri Southern	9	27	19	1	0	5	0	198	22.0	Missouri-Rolla	11	450	2165	4.8	28	196.8			
Missouri-Rolla	11	18	15	1	0	9	0	152	13.8	Emporia State	11	507	2276	4.5	23	206.9			
SCORING DEFENSE										PUNTING									
	G	TD	XP	2XP	DXP	FG	Saf	Pts	Avg		G	Punts	Avg	Ret	Yds	Avg	Net/P		
Pittsburg State	11	20	13	1	0	2	0	141	12.8	Pittsburg State	11	35	40.6	14	88	2.5	38.1		
Missouri Western	11	23	19	0	0	14	1	201	18.3	Emporia State	11	54	40.1	33	301	5.6	34.6		
Northwest Missouri	11	25	22	0	0	11	0	205	18.6	Central Missouri	11	48	38.6	21	202	4.2	34.4		
Truman State	11	34	28	2	0	9	0	263	23.9	Washburn	11	44	38.8	26	254	5.8	33.0		
Central Missouri	11	37	33	0	0	9	0	282	25.6	Northwest Missouri	11	44	34.5	14	99	2.3	32.3		
Southwest Baptist	11	39	32	0	0	6	0	284	25.8	Missouri-Rolla	11	73	36.9	33	352	4.8	32.1		
Emporia State	11	37	29	0	0	11	1	286	26.0	Missouri Western	11	63	34.7	26	220	3.5	31.2		
Missouri Southern	9	34	31	1	0	5	0	252	28.0	Missouri Southern	9	48	38.8	33	404	8.4	30.4		
Missouri-Rolla	11	49	43	1	0	7	0	360	32.7	Southwest Baptist	11	64	33.4	23	246	3.8	29.5		
Washburn	11	54	43	3	0	9	0	400	36.4	Truman State	11	38	34.9	16	220	5.8	29.2		
TOTAL OFFENSE										TURNOVER MARGIN									
	G	Rush	Pass	Plays	Yards	Avg	TD	Yds/G			G	Fum	Int	Tot	Fum	Int	Tot	Mar	Per/G
Northwest Missouri	11	1730	3541	813	5271	6.5	51	479.2	Pittsburg State	11	13	23	36	16	7	23	+13	1.18	
Truman State	11	1680	3061	810	4741	5.9	44	431.0	Missouri-Rolla	11	13	13	26	10	7	17	+9	0.82	
Pittsburg State	11	3173	1359	722	4532	6.3	58	412.0	Truman State	11	13	15	28	5	14	19	+9	0.82	
Southwest Baptist	11	1479	2936	794	4415	5.6	30	401.4	Central Missouri	11	11	21	32	13	13	26	+6	0.55	
Central Missouri	11	1919	2474	745	4393	5.9	50	399.4	Missouri Western	11	12	16	28	10	16	26	+2	0.18	
Washburn	11	2246	2042	817	4288	5.2	34	389.8	Emporia State	11	9	14	23	7	14	21	+2	0.18	
Missouri Southern	9	1769	1611	676	3380	5.0	26	375.6	Northwest Missouri	11	7	17	24	11	12	23	+1	0.09	
Missouri Western	11	1185	2872	743	4057	5.5	41	368.8	Southwest Baptist	11	7	14	21	7	18	25	-4	-0.36	
Emporia State	11	2067	1554	710	3621	5.1	30	329.2	Missouri Southern	9	8	10	18	10	14	24	-6	-0.67	
Missouri-Rolla	11	1232	1446	690	2678	3.9	18	243.5	Washburn	11	17	10	27	18	19	37	-10	-0.91	
TOTAL DEFENSE										FIRST DOWNS									
	G	Rush	Pass	Plays	Yards	Avg	TD	Yds/G			G	Rush	Pass	Pen	Total				
Pittsburg State	11	788	1862	717	2650	3.7	17	240.9	Northwest Missouri	11	100	143	20	263					
Missouri Western	11	1118	2167	801	3285	4.1	19	298.6	Truman State	11	90	137	23	250					
Southwest Baptist	11	1337	2515	751	3852	5.1	36	350.2	Pittsburg State	11	153	52	19	224					
Truman State	11	1652	2220	726	3872	5.3	31	352.0	Washburn	11	131	78	12	221					
Central Missouri	11	1698	2265	771	3963	5.1	34	360.3	Central Missouri	11	102	98	18	218					
Northwest Missouri	11	1698	2313	786	4011	5.1	25	364.6	Southwest Baptist	11	67	121	25	213					
Missouri Southern	9	1474	1932	594	3406	5.7	31	378.4	Missouri Western	11	63	119	22	204					
Emporia State	11	2276	1921	808	4197	5.2	35	381.5	Missouri Southern	9	95	80	24	199					
Washburn	11	1878	2446	696	4324	6.2	54	393.1	Emporia State	11	99	68	13	180					
Missouri-Rolla	11	2165	2467	753	4632	6.2	47	421.1	Missouri-Rolla	11	71	54	14	139					
PASS OFFENSE										OPPONENT 1ST DOWNS									
	G	Att	Cmp	Int	Pct.	Yds	Avg	TD	Yds/G		G	Rush	Pass	Pen	Total				
Northwest Missouri	11	406	233	12	57.4	3541	8.7	26	321.9	Pittsburg State	11	57	79	25	161				
Truman State	11	393	247	14	62.8	3061	7.8	26	278.3	Missouri Southern	9	72	82	13	167				
Southwest Baptist	11	489	262	18	53.6	2936	6.0	19	266.9	Missouri Western	11	66	97	20	183				
Missouri Western	11	381	225	16	59.1	2872	7.5	25	261.1	Truman State	11	84	96	14	194				
Central Missouri	11	299	171	13	57.2	2474	8.3	20	224.9	Southwest Baptist	11	78	101	19	198				
Washburn	11	294	137	19	46.6	2042	6.9	12	185.6	Central Missouri	11	97	89	20	206				
Missouri Southern	9	279	151	14	54.1	1611	5.8	13	179.0	Washburn	11	86	99	21	206				
Emporia State	11	228	105	14	46.1	1554	6.8	7	141.3	Northwest Missouri	11	98	92	27	217				
Missouri-Rolla	11	243	122	7	50.2	1446	6.0	8	131.5	Emporia State	11	117	85	17	219				
Pittsburg State	11	161	75	7	46.6	1359	8.4	17	123.5	Missouri-Rolla	11	123	101	10	234				
PASS DEFENSE										PENALTIES									
	G	Att	Cmp	Int	Pct.	Yds	Avg	TD	Yds/G			G	No	Yds					
Pittsburg State	11	343	175	23	51.0	1862	5.4	9	169.3	Missouri Southern		9	62	534					
Emporia State	11	301	152	14	50.5	1921	6.4	12	174.6	Missouri-Rolla		11	76	635					
Missouri Western	11	388	206	16	53.1	2167	5.6	10	197.0	Emporia State		11	77	678					
Truman State	11	318	187	15	58.8	2220	7.0	15	201.8	Pittsburg State		11	79	767					
Central Missouri	11	345	176	21	51.0	2265	6.6	16	205.9	Truman State		11	85	792					
Northwest Missouri	11	373	182	17	48.8	2313	6.2	12	210.3	Southwest Baptist		11	91	794					
Missouri Southern	9	257	128	10	49.8	1932	7.5	18	214.7	Central Missouri		11	90	828					
Washburn	11	292	170	10	58.2	2446	8.4	24	222.4	Missouri Western		11	101	852					
Missouri-Rolla	11	303	175	13	57.8	2467	8.1	19	224.3	Northwest Missouri		11	98	855					
Southwest Baptist	11	327	171	14	52.3	2515	7.7	21	228.6	Washburn		11	108	955					
RUSHING OFFENSE										TIME OF POSSESSION									
	G	Att	Yds	Avg	TD	Yds/G					G	Total Time	Avg/G						
Pittsburg State	11	561	3173	5.7	41	288.5				Washburn	11	361:47	32:53						
Washburn	11	523	2246	4.3	22	204.2				Missouri Southern	9	293:49	32:38						
Missouri Southern	9	397	1769	4.5	13	196.6				Northwest Missouri	11	344:57	31:21						
Emporia State	11	482	2067	4.3	23	187.9				Southwest Baptist	11	331:56	30:10						
Central Missouri	11	446	1919	4.3	30	174.5				Truman State	11	328:36	29:52						
Northwest Missouri	11	407	1730	4.3	25	157.3				Missouri-Rolla	11	326:25	29:40						
Truman State	11	417	1680	4.0	18	152.7				Pittsburg State	11	326:01	29:38						
Southwest Baptist	11	305	1479	4.8	11	134.5				Central Missouri	11	318:53	28:59						
Missouri-Rolla	11	447	1232	2.8	10	112.0				Emporia State	11	314:28	28:35						
Missouri Western	11	362	1185	3.3	16	107.7													

RUSHING	Team	CI	G	Att	Yds	Avg	TD	Yds/G
Chapman,Josh	MSSC	JR	9	154	922	6.0	8	102.4
Philpot,Neal	PSU	FR	11	197	1044	5.3	15	94.9
Thompson,Lee	CMSU	SO	11	218	1016	4.7	16	92.4
Hackett,Ryan	NWMSU	SR	9	148	700	4.7	8	77.8
Okwuonu,Ken	UMR	SR	11	216	814	3.8	5	74.0

PASS AVG/GAME	Team	CI	G	Att	Cmp	Int	Pct.	Yds	TD	Avg/G
McMenamin,John	NWMSU	JR	8	277	161	10	58.1	2436	18	304.5
Howe,Eric	TSU	SR	11	357	228	13	63.9	2838	24	258.0
Waterman,Kasey	MWSC	SR	1	361	217	15	60.1	2817	25	256.1
Lowe,Chris	SBU	JR	11	458	249	17	54.4	2708	19	246.2
Gile,Dennis	CMSU	JR	11	271	156	1	57.6	2208	16	200.7
9. Hickel,Dustin	WU	FR	11	153	71	13	46.4	1008	3	91.6

TOTAL OFFENSE	Team	CI	G	Rush	Pass	Plays	Total	Yds/G
Chapman,Josh	MSSC	JR	9	922	1538	415	2460	273.3
Howe,Eric	TSU	SR	11	17	2838	413	2855	259.5
Lowe,Chris	SBU	JR	11	107	2708	489	2815	255.9
Waterman,Kasey	MWSC	SR	11	-25	2817	407	2792	253.8
Gile,Dennis	CMSU	JR	11	127	2208	310	2335	212.3
8. Hickel,Dustin..	WU	FR	11	540	1008	296	1548	140.7

RECEPTIONS/GAME	Team	CI	G	Rec	Yds	TD	Avg/C	Rec/G
Blakley,Andrew	TSU	JR	11	77	974	6	12.6	7.00
Rector,Jamaica	NWMSU	FR	9	61	1081	9	17.7	6.78
Evans,Jerris	MWSC	SR	11	73	1041	9	14.3	6.64
Green,Marc	SBU	SO	11	68	820	4	12.1	6.18
Ziesel,Adam	MWSC	JR	11	54	867	9	16.1	4.91
9. McNeal,Colon	WU	SR	11	43	732	8	17.0	3.91

RECEIVE YDS/GAME	Team	CI	G	Rec	Yds	TD	Avg/C	Yds/G
Rector,Jamaica	NWMSU	FR	9	61	1081	9	17.7	120.1
Evans,Jerris	MWSC	SR	11	73	1041	9	14.3	94.6
Blakley,Andrew	TSU	JR	11	77	974	6	12.6	88.5
Devoe,Todd	CMSU	JR	11	40	926	9	23.1	84.2
Ziesel,Adam	MWSC	JR	11	54	867	9	16.1	78.8
7. McNeal,Colon	WU	SR	11	43	732	8	17.0	66.5

ALL PURPOSE	Team	CI	G	Rush	Rev	PR	KR	Yds	Avg/G
Rector,Jamaica	NWMSU	FR	9	69	1081	182	302	1634	181.6
Evans,Jerris	MWSC	SR	11	20	1041	322	32	1415	128.6
Pugh,Alfonso	TSU	JR	10	90	588	132	438	1248	124.8
Whitney,Antonio	MSSC	SR	9	485	261	0	377	1123	124.8
Nickerson,Kevin	CMSU	SR	11	27	252	402	611	1292	117.5

INTERCEPTIONS	Team	CI	G	Int	Yds	TD	Int/G
Sly,Tony	NWMSU	SR	11	6	62	0	0.55
Thomas,Pierre.	MWSC	SO	10	5	75	0	0.50
Bullocks,Drew	UMR	SR	11	5	60	0	0.45
Riley,Brian	CMSU	JR	11	5	79	1	0.45
Henry,Earl	PSU	SR	11	5	140	2	0.45

PASS EFFICIENCY	Team	CI	G	Att	Cmp	Int	Pct.	Yds	TD	Eff.
McMenamin,John	NWMSU	JR	8	277	161	10	58.1	2436	18	146.2
Howe,Eric	TSU	SR	11	357	228	13	63.9	2838	24	145.5
Waterman,Kasey	MWSC	SR	11	361	217	15	60.1	2817	25	140.2
Philpot,Neal	PSU	FR	11	148	67	7	45.3	1219	15	138.4
Gile,Dennis	CMSU	JR	11	271	156	11	57.6	2208	16	137.4
10. Hickel,Dustin	WU	FR	11	153	71	13	46.4	1008	3	91.2

PUNT RETURNS	Team	CI	G	Ret	Yds	TD	Avg
Evans,Jerris	MWSC	SR	11	22	322	1	14.6
Nickerson,Kevin	CMSU	SR	11	28	402	1	14.4
Baker,Lamar	UMR	SO	11	17	196	0	11.5
Kennedy,Jason	ESU	SO	10	16	164	1	10.3
Pugh,Alfonso	TSU	JR	10	13	132	0	10.2

KICKOFF RETURNS	Team	CI	G	Ret	Yds	TD	Avg
Neville,Levi	PSU	SO	11	15	445	0	29.7
Coleman,Kegan	CMSU	FR	11	14	386	0	27.6
Jordan,Pat	NWMSU	FR	11	13	357	0	27.5
Rector,Jamaica.	NWMSU	FR	9	11	302	0	27.5
Pugh,Alfonso	TSU	JR	10	16	438	1	27.4
6. McNeal,Colon	WU	SR	11	13	323	0	24.8
8. Hayes,Patrick	WU	JR	10	24	562	0	23.4

PUNTING	Team	CI	G	Punt	Yds	Avg
Amon,Pat	ESU	SR	11	51	2137	41.9
Zordani,Kenny	CMSU	SR	10	43	1749	40.7
Stanley,Dan	MSSC	FR	9	46	1833	39.8
Penn,Dustin	UMR	SR	11	69	2685	38.9
Roth,Eric	WU	JR	11	44	1706	38.8

SCORING	Team	CI	G	TD	XPT	FG	Pts	Pts/G
Ibarra,Eddie	NWMSU	SR	11	0	51	15	96	8.7
Thompson,Lee	CMSU	SO	11	16	0	0	96	8.7
Philpot,Neal	PSU	FR	11	15	0	0	90	8.2
Wilson,Pat	CMSU	SO	11	0	49	13	88	8.0
Lepper,Austin	TSU	JR	11	0	36	14	78	7.1

SCORING (KICK)	Team	CI	G	PATs	FGs	Pts	Pts/G
Ibarra,Eddie	NWMSU	SR	11	51-52	15-21	96	8.7
Wilson,Pat	CMSU	SO	11	49-54	13-20	88	8.0
Lepper,Austin	TSU	JR	11	36-45	14-18	78	7.1
Chappell,Daniel	PSU	JR	11	53-57	6-10	71	6.5
Gray,Justin	ESU	FR	11	32-33	11-14	65	5.9
7. Bowers,Jason	WU	FR	11	27-32	6-13	45	4.1

FIELD GOALS	Team	CI	G	FG	FGA	Pct.	FG/G
Ibarra,Eddie	NWMSU	SR	11	15	21	71.4	1.36
Lepper,Austin	TSU	JR	11	14	18	77.8	1.27
Wilson,Pat	CMSU	SO	11	13	20	65.0	1.18
Gray,Justin	ESU	FR	11	11	14	78.6	1.00
Mendrygal,Alex	UMR	JR	11	9	15	60.0	0.82
8. Bowers,Jason	WU	FR	11	6	13	46.2	0.55

FIELD GOAL PCT	Team	CI	G	FG	FGA	Long	Pct.
Gray,Justin	ESU	FR	11	11	14	48	78.6
Lepper,Austin	TSU	JR	11	14	18	50	77.8
Ibarra,Eddie	NWMSU	SR	11	15	21	43	71.4
Graham,Zac	MSSC	FR	9	5	7	32	71.4
Wilson,Pat	CMSU	SO	11	13	20	45	65.0
8. Bowers,Jason	WU	FR	11	6	13	45	46.2

PAT KICKING PCT	Team	CI	G	Made	Att	Pct.
Ibarra,Eddie	NWMSU	SR	11	51	52	98.1
Gray,Justin	ESU	FR	11	32	33	97.0
Mendrygal,Alex	UMR	JR	11	15	16	93.8
Chappell,Daniel	PSU	JR	11	53	57	93.0
Wilson,Pat	CMSU	SO	11	49	54	90.7
7. Bowers,Jason	WU	FR	11	27	32	84.4

TACKLES	Team	CI	G	POS	UA	A	TT	AVG/G	Sack
Henry,Earl	PSU	SR	11	LB	48	81	129	11.7	2.0
Pratz,Chad	ESU	SR	9	LB	46	57	103	11.4	1.0
Walker,Eric	MWSC	JR	11	LB	65	59	124	11.3	0.0
Kent,Derek	TSU	SO	11	LB	61	59	120	10.9	2.5
Stephens,Shawn	UMR	JR	11	LB	68	40	108	9.8	2.0
9. Schembri,Larry	WU	FR	11	LB	44	46	90	8.2	4.0

TACKLE FOR LOSS	Team	CI	Num	Yards
McConnell,Aaron	PSU	SO	24	89
Sutton,Grant	NWMSU	SO	15	41
Schembri,Larry	WU	FR	15	57
Harris,Brad	PSU	SR	15	64
Heggeman,Nick	SBU	SR	14	66

SACKS	Team	CI	G	Pos	UA	A	Yds	Total
Harris,Brad	PSU	SR	11	DL	7	0	36	7.0
McDowell,Eric	MWSC	SO	11	DL	5	1	41	5.5
Heggemann,Nick	SBU	SR	11	DE	4	2	33	5.0
McConnell,Aaron	PSU	SO	11	DL	4	2	52	5.0
Witt,Ransom	SBU	JR	11	LB	4	0	32	4.0
6. Schembri,Larry	WU	FR	11	LB	4	0	34	4.0

FUMBLES FORCED	Team	CI	Num
McCoy,Dontaye	ESU	JR	4
Best,Mike	MWSC	SR	3
Kent,Derek	TSU	SO	3
Riley,Brian	CMSU	JR	3
Stephens,Shawn	UMR	JR	3



TEAM RECORDS

(Regular Season Records Unless Otherwise Noted)

SCORING

Most Points Scored

Game: 94 SMSU vs. SBU, 9-24-27
Season: 537 NWMSU, 2000 (11 games)

Highest Scoring Average

Season: 48.8 NWMSU, 2000 (537 pts. in 11 games)

Most Touchdowns Scored

Game: 15 SMSU vs. SBU, 9-24-27
Season: 69 NWMSU, 1998 (11 games)

Most Conversions Made Kicking

Game: 10 PSU vs. Southwestern Assemblies of God (Texas), 8-25-01
Season: 65 NWMSU, 2000 (11 games)

Most 2-Point Conversions Made

Game: 5 ESU vs. UMR, 11-8-97
Season: 13 Emporia State, 1997 (11 games)

Most Field Goals Made

Game: 6 CMSU vs. SEMSU, 11-2-85
Season: 19 UMR, 1979 (11 games)

Most Defensive Extra Points

Att./Season: 2 MSSC 1996
Md./Season: 1 MWSC, 1994; SBU 1994

Most Safeties

Game: 3 ESU vs. CMSU, 9-18-99
Season: 5 CMSU, 1999 (11 games)

FIRST DOWNS

Most Total First Downs

Game: 36 NWMSU vs. ESU, 11-14-98
Season: 273 NWMSU, 1998 (11 games)

Most First Downs Rushing

Game: 29 UMR vs. LU, 10-25-86
Season: 200 NWMSU, 1992 (11 games)

Most First Downs Passing

Game: 25 ESU vs. NWMSU, 11-7-92
Season: 164 TSU, 1985 (11 games)

TOTAL OFFENSE

Most Total Offensive Plays

Game: 99 TSU vs. SMSU, 10-5-85
 99 NWMSU vs. LU, 11-5-77
Season: 922 Emporia State, 1995 (11 games)

Most Yards Total Offense

Game: 796 NWMSU vs. ESU, 11-7-92
Season: 5846 ESU, 1997 (11 games)

RUSHING

Most Rushing Attempts

Game: 87 PSU vs. CMSU, 10-14-89
Season: 743 PSU, 1989 (11 games)

Most Yards Gained Rushing

Game: 627 NWMSU vs. ESU, 11-7-92
Season: 3892 PSU, 1992 (11 games)

Highest Average Per Carry (min. 25/game)

Game: 10.4 PSU vs. MSSC, 10-24-92 (51-528 yards)
Season: 6.0 PSU, 1992 (651-3892 yards)

Most Touchdowns Rushing

Game: 9 WU vs. Lincoln (Mo.), 9-9-00;
 PSU vs. Southwestern Assemblies of God (Texas), 8-25-01
Season: 46 PSU, 1989 (11 games)

PASSING

Most Pass Attempts

Game: 76 ESU vs. Fort Hays (Kan.) State, 9-2-95
Season: 623 ESU, 1995 (11 games)

Highest Average Per Attempt

Season: 10.16 NWMSU, 2000 (289-2935 yards)

Most Pass Completions

Game: 39 ESU vs. TSU, 11-4-95
Season: 322 ESU, 1995 (11 games)

Highest Average Per Completion

Season: 21.2 NWMSU, 1992 (35-743 yards)

Highest Completion Percentage

Season: 63.2 SBU, 1992
 (199-of-315, 2534 yards)

Most Yards Gained Passing

Game: 514 ESU vs. UMR, 10-7-95
Season: 3862 ESU, 1995 (11 games)

Most Touchdowns Passing

Game: 6 CMSU vs. LU, 10-24-87
Season: 32 TSU, 1985 (11 games) &
 MWSC, 2000 (11 games)

PUNTING

Most Punts

Game: 14 SBU vs. CMSU, 11-9-96
 SBU vs. PSU, 10-11-97
Season: 98 Lincoln, 1981 (11 games)
Highest Punting Average
Season: 45.7 Southwest Mo. St., 1965 (49-2240 yds.)

PUNT RETURNS

Most Punt Returns

Game: 9 UMR vs. Missouri Valley, 9-8-79;
 WU vs. Fort Hays (Kan.) State,
 9-11-99; NWMSU vs. SBU, 9-25-99
Season: 49 PSU, 1995 (10 games)
Highest Average Punt Return (min. 2/game)
Season: 20.3 NWMSU, 1966 (21-426 yards)

Most Punt Returns for Touchdowns

Game: 2 CMSU vs. Quincy (Ill.), 9-9-00
Season: 3 CMSU, 2000

KICKOFF RETURNS

Most Kickoff Returns

Game: 12 SBU vs. MWSC, 10-5-96;
 SBU vs. TSU, 9-16-00
Season: 72 SBU, 2000 (11 games)
Highest Average Kickoff Return (min. 3/game)
Season: 24.8 MSSC, 1992 (38-944 yds.)
Most Kickoff Returns for Touchdowns
Game: 1 Several times
Season: 2 Five times, most recently:
 TSU, 2000 (11 games)

FUMBLES

Most Fumbles

Game: 11 UMR vs. NWMSU, 10-29-55;
 SBU vs. MSSC, 9-30-00
Season: 54 NWMSU, 1988 (11 games)

Most Fumbles Lost

Game: 8 SBU vs. MSSC, 9-30-00
Season: 34 SBU, 2000 (11 games)

Fewest Fumbles

Season: 7 TSU, 1997 (10 games)

Fewest Fumbles Lost

Season: 3 TSU, 1997 (10 games)

PENALTIES

Most Penalties

Game: 19 six times, most recently:
 CMSU vs. Quincy (Ill.), 8-28-99
Season: 123 ESU, 1997 (11 games)

Most Yards Penalized

Game: 184 SBU vs. WU, 11-13-93
Season: 1084 Southeast Mo. St., 1980 (11 games)

Fewest Penalties

Game: 0 Several Times
Season: 36 UMR, 1990 (10 games)

Fewest Yards Penalized

Game: 0 Several Times
Season: 278 UMR, 1964 (9 games)

TOTAL DEFENSE

Most Plays by an Opponent

Game: 99 LU vs. NWMSU, 11-5-77
Season: 833 SBU, 1993 (11 games)

Fewest Total Yards Allowed

Game: 10 PSU vs. Bacone (Okla.), 9-8-01
 (-38 rush, 48 pass)
Season: 1715 UMR, 1949 (925 rush, 790 pass)

Fewest First Downs Allowed

Game: 1 PSU vs. WU, 10-28-89
 (1 rushing, 0 passing, 0 penalty)
Season: 99 UMR, 1956
 (61 rushing, 32 passing, 6 penalty)

Most Opponent Fumbles Recovered

Game: 6 three times, most recently:
 PSU vs. MSSC, 10-26-91

Season: 23 UMR, 1978; MWSC 1997

Most Punts Blocked

Game: 3 SBU vs. NWMSU, 9-16-95
Season: 6 SBU, 1995 (10 games)

Most Field Goals Blocked

Game: 2 PSU vs. Friends (Kan.), 9-7-91
Season: 5 NWMSU, 1989

RUSHING DEFENSE

Fewest Rushing Attempts Allowed

Game: 16 PSU vs. CMSU, 10-14-89
Season: 294 UMR, 1949 (8 games)

Fewest Rushing Yards Allowed

Game: -67 CMSU vs. LU, 10-30-82
Season: 346 UMR, 1980 (10 games)



Fewest Rushing Touchdowns Allowed

Season: 1 NWMSU, 1931 (9 games)

Fewest Rushing First Downs Allowed

Game: 0 CMSU vs. LU, 10-31-81

PSU vs. CMSU, 11-16-91

Season: 33 UMR, 1980 (10 games)

PASSING DEFENSE

Fewest Passing Attempts Allowed

Game: 1 UMR vs. NWMSU, 10-13-90

Season: 94 UMR, 1955 (9 games)

Fewest Passing Completions Allowed

Game: 0 four times, most recently:

WU vs. CMSU, 11-7-98

Season: 30 UMR, 1951 (8 games)

Fewest Passing Yards Allowed

Game: 0 five times, most recently:

MWSC vs. PSU, 9-22-01

Season: 456 UMR, 1951 (8 games)

Fewest Passing Touchdowns Allowed

Season: 0 NWMSU, 1931 (9 games)

Fewest Passing First Downs Allowed

Game: 0 eight times, most recently:

MWSC vs. PSU, 9-22-01

Season: 42 NWMSU, 1967 (9 games)

Lowest Completion Percentage Allowed

Season: 32.8 UMR, 1952 (38-116, 8 games)

INTERCEPTIONS

Most Interceptions

Game: 8 three times, most recently:

SEMSU vs. CMSU, 10-1-88

Season: 35 UMR, 1978 (11 games)

Most Interceptions Returned for Touchdowns

Game: 1 Several Times

Season: 4 UMR, 1969 (9 games)

SCORING DEFENSE

Fewest Points Allowed

Season: 6 NWMSU, 1931 (9 games)

Lowest Opponent Scoring Average

Season: 0.7 NWMSU, 1931 (9 games)

Most Shutouts

Season: 8 NWMSU, 1931 (9 games)

FREQUENCIES

Most Victories in a Season (Includes playoffs)

15 NWMSU, 1998

Most Defeats in a Season

11 NWMSU, 1978 & 1994; LU, 1976 & 1981;

UMR, 1998 & 1999

Most 300-plus Rushing Games in a Season

8 PSU, 1992 (11 games)

PSU, 1991 (11 games)

Most 300-plus Passing Games in a Season

8 ESU, 1995 (11 games)

CONSECUTIVES

Most Consecutive Victories

27 TSU, 1931-35

Most Consecutive Games Without A Defeat

27 PSU, 9-21-91 to 12-12-92 (26-0-1)

27 TSU, 1931-35 (27-0-0)

Most Consecutive Defeats

28 Lincoln, 1976-78

Most Consecutive Games Without Being Shutout

148 PSU, 9-2-89 to 11-17-01

Most Consecutive Shutouts Posted

7 NWMSU, 1931

Most Consecutive Games Without a Tie

256 TSU, 10-14-78 to present

Most Consecutive Conference Wins

41 NWMSU, 9-20-97 to 10-13-01

Most Conference Games Without a Defeat

41 NWMSU, 9-20-97 to 10-13-01

Most Consecutive Winning Seasons

13 PSU, 1989-present

Most Consecutive Games Scoring 40-plus Points

4 PSU, 10-12-91 to 11-2-91

PSU, 10-26-96 to 11-16-96

NWMSU, 9-5 to 9-26-98

MWSC, 8-28-99 to 9-25-99

Most Consecutive Games, 300-plus Rushing

5 PSU, 10-10-92 to 11-7-92

Most Consecutive Games, 300-plus Passing

7 TSU, 10-19-85 to 9-6-86

INDIVIDUAL RECORDS

SCORING

Most Points Scored

Game: 46 Brian Shay, ESU vs. UMR, 11-8-97

Season: 198 Brian Shay, ESU, 1997

Career: 544 Brian Shay, ESU, 1995-98

Most Touchdowns Scored

Game: 7 Brian Shay, ESU vs. UMR, 11-8-97

Season: 32 Brian Shay, ESU, 1997

Career: 88 Brian Shay, ESU, 1995-98

Most Point-After Kicks Attempted

Game: 11 Daniel Chappell, PSU vs. Southwestern Assemblies of God (Texas), 8-25-01

Season: 68 David Purnell, NWMSU, 1998

Career: 215 David Purnell, NWMSU, 1996-99

Most Point-After Kicks Made

Game: 10 Daniel Chappell, PSU vs. Southwestern Assemblies of God (Texas), 8-25-01

Season: 61 David Purnell, NWMSU, 1998

Career: 203 David Purnell, NWMSU, 1996-99

Most Consecutive Point-After Kicks Made

Season: 56 David Purnell, NWMSU, 8-28 to 11-13-99

Career: 60 David Purnell, NWMSU, 11-14-98 to 11-13-99

Most Two-Point Conversions Made

Game: 2 Jarett Vito, ESU vs. TSU, 11-4-95

Season: 4 Jarett Vito, ESU, 1995 & 1997

Brian Shay, ESU, 1996

Career: 10 Jarett Vito, ESU, 1995-98

Most Field Goals Attempted

Game: 6 Steve Huff, CMSU vs. SEMSU, 11-2-85

Season: 25 Shane Meyer, CMSU, 1997

Career: 109 Mike Wood, SEMSU, 1974-77

Most Field Goals Made

Game: 6 Steve Huff, CMSU vs. SEMSU, 11-2-85

Season: 18 Shane Meyer, CMSU, 1997

Career: 64 Mike Wood, SEMSU, 1974-77

Highest Field Goal Percentage

Season (min. 10 made):

.923 Eivind Listerud, UMR, 1993 (12-of-13)

Career (min. 20 made):

.804 David Purnell, NWMSU, 1996-99 (41-of-51)

Most Consecutive Field Goals Made

11 Josh Barcus, PSU 9-19-98 to 10-24-98

Most Points Scored by a Placekicker

Game: 19 Steve Huff, CMSU vs. SEMSU, 11-2-85

(6 FG, 1 PAT)

Season: 96 Dave Purnell, NWMSU, 1997;

Eddie Ibarra, NWMSU, 2001

Career: 271 Josh Barcus, PSU, 1995-98

Most Defensive Extra Points Scored

Game: 1 Stevie Wallace, SBU vs. MWSC, 11-5-94

Mitchell Mason, MWSC vs. Southwest

(Minn.) State, 9-3-94

Season: 1 Stevie Wallace, SBU, 1994

Mitchell Mason, MWSC, 1994

RUSHING

Most Rushing Attempts

Game: 50 Chris Brooks, CMSU vs. TSU, 11-11-89

Season: 342 Brian Shay, ESU, 1996

Career: 1007 Brian Shay, ESU, 1995-98

Most Yards Gained Rushing

Half: 226 Brian Shay, ESU vs. CMSU, 11-16-96

(2nd)

Game: 361 Brian Shay, ESU vs. WU, 10-5-96

Season: 2265 Brian Shay, ESU, 1998

Career: 6958 Brian Shay, ESU, 1995-98

Highest Average Per Carry

Season: 7.9 Darren Dawson, PSU, 1989

(150 att.-1184 yards)

Career: 7.1 Darren Dawson, PSU, 1989-91

(496 att.-3530 yards)

Most Times Gaining 100-plus Yards Rushing

Season: 11 Ronald Moore, PSU, 1992 (11 games)

Brian Shay, ESU, 1996 (11 games)

Brian Shay, ESU, 1998 (11 games)

Career: 33 Brian Shay, ESU, 1995-98 (44 games)

Most Yards by a Quarterback

Game: 286 Joseph Johnson, NWMSU vs. ESU, 11-7-92

Season: 1241 Joseph Johnson, NWMSU, 1992

Career: 2730 Jeremy Wilson, NWMSU, 1988-91

Most Touchdowns Rushing

Game: 7 Brian Shay, ESU vs. UMR, 11-8-97

Season: 29 Brian Shay, ESU, 1997

Brian Shay, ESU, 1998

Career: 81 Brian Shay, ESU, 1995-98

PASSING

Most Pass Attempts

Game: 70 Chris Hegg, TSU vs. Central (Ohio) St., 11-9-85

Season: 503 Chris Hegg, TSU, 1985

Career: 1274 Kasey Waterman, MWSC, 1998-2001



Most Pass Completions

Game: 39 Pete Jelovic, ESU vs. TSU, 11-4-95
Season: 284 Chris Hegg, TSU, 1985
Career: 714 Kasey Waterman, MWSC, 1998-2001

Most Yards Gained Passing

Game: 473 John McMenamin, NWMSU vs. CMSU, 10-27-01
Season: 3741 Chris Hegg, TSU, 1985
Career: 9846 Kasey Waterman, MWSC, 1998-2001

Most Touchdowns Passing

Game: 6 Jeff Phillips, CMSU vs. LU, 10-24-87;
 Kasey Waterman, MWSC vs. UMR, 9-16-00
Season: 32 Chris Hegg, TSU, 1985
Career: 95 Kasey Waterman, MWSC, 1998-2001

Highest Completion Percentage

Season (min. 100 comp.):
 65.6 Trevor Spradley, SBU, 1991 (168-of-256)
Career (min. 200 comp.):
 61.9 Trevor Spradley, SBU, 1990-92 (441-of-712)

Most Yards Gained Per Attempt

Season (min. 100 att.):
 9.7 Jeff Moreland, PSU, 1991 (117-1131 yards)
Career (min. 200 att.):
 8.9 Jeff Moreland, PSU, 1991-1995
 (327-2920 yds.)

Most Yards Gained Per Completion

Season(min. 100 comp.):
 18.7 Matt Cook, MSSC, 1991 (141-2637 yards)
Career (min. 200 comp.):
 18.4 Bill Foster, CMSU, 1976-79 (271-4975 yds.)

Most Consecutive Pass Completions

18 Travis Miles, NWMSU vs. WU, 10-28-00

Most Consecutive Attempts Without an Interception

199 Zack Siegrist, PSU, 10-19-96 to 9-19-98

Most Consecutive Games with a TD Pass

24 Matt Cook, MSSC, 1990-93

RECEIVING

Most Pass Receptions

Game: 21 Jarett Vito, ESU vs. TSU, 11-4-95
Season: 94 Jarett Vito, ESU, 1995
Career: 226 Jarett Vito, ESU, 1995-98

Most Yards Gained Receiving

Game: 254 Rod Smith, MSSC vs. SBU, 10-19-91
Season: 1439 Rod Smith, MSSC, 1991
Career: 3234 Lester McCoy, ESU, 1997-2000

Highest Average Per Reception

Season (min. 40 rec.):
 24.0 Rod Smith, MSSC, 1991 (60-1439 yards)
Career (min. 80 rec.):
 20.9 Ronnie West, PSU, 1990-91 (85-1779 yards)

Most Touchdowns Receiving

Game: 4 Eric Holm, TSU vs. LU, 11-8-80
 Rod Smith, MSSC vs. TSU, 10-2-93
Season: 16 Lester McCoy, ESU, 1999
Career: 33 Rod Smith, MSSC, 1989-93 &
 Lester McCoy, ESU, 1997-2000

INTERCEPTIONS

Most Pass Interceptions

Game: 5 Gary Evans, TSU vs. UMR, 10-18-75
 Bruce Johnson, LU vs. Kentucky State, 10-5-74
Season: 13 Tom Thrower, SEMSU, 1958
Career: 29 Bill Grantham, UMR, 1977-80

Most Touchdowns on Interception Returns

Game: 1 Several Players
Season: 2 five times, most recently:
 Earl Henry, PSU, 2001
Career: 3 Fred White, UMR, 1967-70
 Earl Henry, PSU, 2000-01

Most Consecutive Games with an Interception

8 Darin Nix, UMR, 11-6-93 to 10-8-94

TOTAL OFFENSE

Most Offensive Plays

Game: 76 Chris Hegg, TSU vs. Central (Ohio) St., 11-9-85
Season: 594 Chris Hegg, TSU, 1985
Career: 1449 Kasey Waterman, MWSC 1998-2001

Most Yards Total Offense

Game: 475 John McMenamin, NWMSU vs. CMSU, 10-27-01
Season: 3782 Chris Hegg, TSU, 1985
Career: 9874 Kasey Waterman, MWSC 1998-2001

ALL-PURPOSE YARDS

Most All-Purpose Yards

Game: 469 Brian Shay, ESU vs. WU, 10-30-97
Season: 2819 Brian Shay, ESU, 1998
Career: 9301 Brian Shay, ESU, 1995-98

PUNTING

Most Punts

Game: 14 Aaron Hafner, SBU vs. CMSU, 11-9-96
 Javon Collins, SBU vs. PSU, 10-11-97
Season: 98 John Tassi, LU, 1981
Career: 298 Dustin Penn, UMR, 1998-2001

Highest Punting Average

Season (min. 35 punts):
 46.0 Brian Moorman, PSU, 1997 (36-1657 yards)
Career (min. 70 punts):
 44.0 Brian Moorman, PSU, 1995-98 (157-6903 yds.)

PUNT RETURNS

Most Punt Returns

Game: 9 Craig Heath, UMR vs. Missouri Valley, 9-8-79;
 Colon McNeal, WU vs. Fort Hays (Kan.) 9-11-99 State, 9-11-99
Season: 39 Michael Mundt, PSU, 1994
Career: 105 Kevin Nickerson, CMSU 1998-2001

Highest Average Per Punt Return

Season (min. 10 ret.):
 21.3 Tony Miles, NWMSU 1999 (19-405 yards)
Career (min. 20 ret.):
 21.2 Gene Huffman, UMR, 1948-51 (29-804 yards)

Most Touchdowns on Punt Returns

Game: 2 Kevin Nickerson, CMSU vs. Quincy (Ill.), 9-9-00
Season: 3 Kevin Nickerson, CMSU, 2000
Career: 8 Kevin Nickerson, CMSU, 1998-2001

KICKOFF RETURNS

Most Kickoff Returns

Game: 9 Elliot Jackson, UMR vs. PSU, 11-4-95
 Joe Wingate, NWMSU vs. UMR, 10-17-70
Season: 42 Bobby Yates, CMSU, 1990
Career: 99 Joe Wingate, NWMSU, 1970-73

Highest Average Per Kickoff Return

Season (min. 15 ret.):
 31.7 Karl Evans, MSSC, 1992 (18-571 yards)
Career (min. 30 ret.):
 30.0 Karl Evans, MSSC, 1991-92 (32-959 yards)

Most Touchdowns on Kickoff Returns

Game: 1 Several Players
Season: 2 four times, most recently:
 Alfonso Pugh, TSU 2000
Career: 3 Alfonso Pugh, TSU 1999-present

MISCELLANEOUS

Longest Field Goal

61 Mike Wood, SEMSU vs. LU, 11-15-75

Longest Punt

88 Mike Miletich, TSU vs. CMSU, 10-22-88

Longest Pass Completion

98 Matt Cook to Rod Smith, MSSC vs. MWSC, 9-28-91

Longest Rushing Play

97 Fred Tabron, SMSU vs. NWMSU, 11-14-70

Longest Interception Return

100 Bruce Johnson, LU vs. UMR, 11-23-72

Longest Punt Return

97 Frank Ricchi, UMR vs. NWMSU, 1949

Longest Kickoff Return

100 10 times, most recently:
 Ryan Johnson, ESU vs. CMSU, 9-18-99
 Kerry Byers, MSSC vs. TSU, 10-23-99

SINGLE-GAME RUSHING

Player	Yds.	Att.	Avg.	TDs
1. Brian Shay, ESU vs. WU, 10-5-96	361	39	9.8	5
2. Albert Bland, MSSC vs. WU, 10-29-94	321	32	10.0	5
3. Dale Mills, TSU vs. UMR, 11-12-60	306	37	8.3	5
Jarrett Anderson, TSU vs. ESU, 11-9-96	306	26	11.8	6
5. Brian Shay, ESU vs. CMSU, 11-16-96	305	47	6.5	3

SINGLE-SEASON RUSHING

Player	Yds.	Att.	Avg.	TDs
1. Brian Shay, ESU 1998	2265	293	7.7	29
2. Jarrett Anderson, TSU 1996	2140	321	6.7	27
3. Brian Shay, ESU 1996	2103	342	6.1	18
4. Brian Shay, ESU 1997	1912	269	7.1	29
5. Ronald Moore, PSU 1992	1864	239	7.8	26
6. Chad Guthrie, TSU 1991	1649	302	5.5	17
7. Mike Harris, TSU 1978	1598	329	4.9	8
8. Tony Williams, MWSC 1996	1597	250	6.4	17
9. Elliott Eley, CMSU 1987	1591	312	5.1	13
10. Karl Evans, MSSC 1992	1586	327	4.9	14



CAREER RUSHING

Player	Yds.	Att.	Avg.	TDs
1. Brian Shay, ESU 1995-98	6958	1007	6.9	81
2. Jarrett Anderson, TSU 1993-96	6166	979	6.3	69
3. Dale Mills, TSU 1957-60	4502	751	6.0	61
4. Ronald Moore, PSU 1989-92	4299	619	7.0	52
5. Chad Guthrie, TSU 1989-92	3967	770	5.2	38
6. Steve Powell, TSU 1974-77	3643	639	5.7	31
7. Darren Dawson, PSU 1989-91	3530	496	7.1	44
8. Ed Tillison, NWMSU 1987-91	3456	597	5.8	24
9. Terry Ryan, UMR 1975-78	3432	841	4.1	29
10. Tony Williams, MWSC 1994-97	3396	567	5.9	34

SINGLE-GAME PASSING

Player	Yds.	Att.-C.	Pct.	TDs
1. John McMenamin, NWMSU vs CMSU, 10-27-01	473	55-33	60.0	3
2. Pete Jelovic, ESU vs. TSU, 11-4-95	471	58-39	67.2	4
3. Curtis West, ESU vs. NWMSU, 11-7-92	454	61-35	57.0	4
4. Chris Hegg, TSU vs. Central St., 11-9-85	447	70-31	44.3	4
5. Don Cummings, TSU vs. SMSU, 11-7-70	435	43-18	41.9	3

SINGLE-SEASON PASSING

Player, School, Year	Yds.	Att.-C.	Pct.	TDs
1. Chris Hegg, TSU 1985	3782	503-284	56.5	32
2. Eric Howe, TSU 1999	2966	410-220	53.7	19
3. Eric Howe, TSU 2000	2945	388-218	56.2	25
4. Chris Greisen, NWMSU 1998	2937	332-200	60.2	25
5. Jeff Phillips, CMSU 1987	2854	370-204	55.1	19
6. Eric Howe, TSU 2001	2838	357-228	63.9	24
7. Kasey Waterman, MWSC 2001	2817	361-217	60.1	25
8. Kasey Waterman, MWSC 2000	2808	353-200	56.7	29
9. Travis Miles, NWMSU 2000	2723	248-155	62.5	25
10. Chris Lowe, SBU 2001	2708	458-249	54.4	19



Former Ichabod quarterback Joe Schartz (1993-96) is the all-time total offense record holder at Washburn and is seventh on the MIAA's career chart. He threw passes to the No. 2 ranked Michael Dritelein (1992-95) on the MIAA career charts.

CAREER PASSING

Player, School, Years	Yds.	Att.-C.	Pct.	TDs
1. Kasey Waterman, MWSC, 98-2001	9846	1273-714	56.1	95
2. Eric Howe, TSU, 1998-2001	9097	1203-687	57.1	70
3. Paul Kaiser, CMSU 1993-95, 97	7233	982-513	52.2	58
4. Matt Cook, MSSC 1989-93	6715	816-411	50.4	63
5. Scott Loveland, CMSU 1981-84	6547	1169-557	47.6	32
6. Jeff Frost, TSU 1987-90	6529	1022-484	47.4	50
7. Jeff Phillips, CMSU 1986-88	6294	892-496	55.6	46
8. Pete Jelovic, ESU, 1995-97	5970	776-462	59.5	42
9. Tom Hayes, TSU 1981-83	5939	828-460	55.6	34
10. Trevor Spradley, SBU 1990-92	5881	712-441	61.9	29

SINGLE-GAME RECEIVING

Player	Yds.	Rec.	Avg.	TDs
1. Rod Smith, MSSC vs. SBU, 10-19-91	254	8	31.8	3
2. Mike Berentes, TSU vs. SMSU, 11-7-70	248	10	24.8	2
3. Terren Adams, MWSC vs. WU, 11-16-91	238	11	21.6	3
4. Eddie Coates, CMSU vs. E. Illinois, 10-4-69	228	10	22.8	1
Tom Newlin, SBU vs. UMR, 10-8-88	228	11	20.7	1

SINGLE-SEASON RECEIVING

Player, School, Yr.	Yds.	Rec.	Avg.	TDs
1. Rod Smith, MSSC 1991	1439	60	24.0	15
2. Lester McCoy, ESU 1999	1277	84	15.2	16
3. Terren Adams, MWSC 1991	1232	61	20.2	12
4. Russell Evans, TSU 1986	1167	82	14.2	6
5. Marc Nardella, WU 1998	1136	64	17.8	6
6. Steve Hansley, NWMSU 1984	1123	57	19.7	11
7. Farron Haley, SEMSU 1989	1116	72	15.5	7
8. Michael Dritelein, WU 1995	1112	48	23.2	8
Terren Adams, MWSC 1992	1112	62	17.9	14
10. Jamaica Rector, NWMSU 2001	1081	61	17.7	9

CAREER RECEIVING

Player, School, Yr.	Yds.	Rec.	Avg.	TDs
1. Lester McCoy, ESU 1997-2000	3234	193	16.8	33
2. Michael Dritelein, WU 1992-95	3103	170	18.3	18
3. Tony Miles, NWMSU, 1997-2000	3079	169	18.2	30
4. Steve Hansley, NWMSU 1983-85	2898	186	15.6	25
5. Rod Smith, MSSC 1989-93	2882	146	19.7	33
6. Jerris Evans, MWSC 1998-2001	2850	197	14.5	26
7. Rich Otte, TSU 1980-83	2821	202	14.0	16
8. Jarett Vito, ESU 1995-98	2608	226	11.5	25
9. Chet Pobolish, ESU 1995-98	2595	193	13.4	18
10. Dan Anderson, NWMSU 1982-85	2494	186	13.4	16

SINGLE-GAME TOTAL OFFENSE

Player	Pass	Rush	Total
1. John McMenamin, NWMSU vs CMSU, 10-27-01	473	2	475
2. Josh Chapman, MSSC vs. UMR, 11-10-01	272	192	464
3. Curtis West, ESU vs. NWMSU, 11-7-92	454	3	457
4. Joseph Johnson, NWMSU vs. ESU, 11-7-92	169	286	455
5. Pete Jelovic, ESU vs. TSU, 11-4-95	471	-17	454

SINGLE-SEASON TOTAL OFFENSE

Player, School, Yr.	Pass	Rush	Total
1. Chris Hegg, TSU 1985	3741	41	3782
2. Chris Greisen, NWMSU 1998	2937	20	2957
3. Eric Howe, TSU 1999	2966	-29	2937
4. Eric Howe, TSU 2000	2945	-53	2892
5. Eric Howe, TSU 2001	2838	17	2855

SINGLE-SEASON TOTAL OFFENSE (continued)

6. Chris Lowe, SBU 2001	2708	107	2815
7. Kasey Waterman, MWSC 2001	2817	-25	2792
8. Kasey Waterman, MWSC 2000	2808	-25	2783
9. Matt Cook, MSSC 1991	2637	131	2768
10. Travis Miles, NWMSU 2000	2723	3	2726

CAREER TOTAL OFFENSE

Player, School, Yr.	Pass	Rush	Total
1. Kasey Waterman, MWSC 1998-2001	9846	28	9874
2. Eric Howe, TSU 1998-2001	9097	-57	9040
3. Paul Kaiser, CMSU 1993-95 1997	7233	320	7553
4. Brian Shay, ESU, 1995-98	0	6958	6958
5. Matt Cook, MSSC 1989-93	6715	156	6871
6. Brad Cornelsen, MSSC, 1995-98	4398	2273	6671
7. Joe Schartz, WU 1993-96	5527	1095	6622
8. Jeff Frost, TSU 1987-90	6529	-25	6504
9. Scott Loveland, CMSU 1981-84	6547	-331	6216
10. Jarrett Anderson, TSU 1993-96	0	6166	6166

SINGLE-GAME SCORING

Player.....	Points
1. Brian Shay, ESU vs. UMR, 11-8-97.....	46
2. Louis Stark, SMSU vs. SBU, 9-24-27.....	37
3. Jarrett Anderson, TSU vs. ESU, 11-9-96.....	36
4. Dale Mills, TSU vs. UMR, 11-12-60.....	34
5. Brian Shay, ESU vs. WU, 10-5-96.....	32
6. Nine players tied at.....	30
Most recently by Brian Shay, ESU vs. SBU, 9-29-98	

SINGLE-SEASON SCORING


Player, School, Yr.....	Points
1. Brian Shay, ESU, 1997.....	198
2. Brian Shay, ESU, 1998.....	176
3. Jarrett Anderson, TSU 1996.....	168
4. Ronald Moore, PSU 1992.....	166
5. Chad Guthrie, TSU 1992.....	134
Brian Shay, ESU 1996.....	134
7. Dale Mills, TSU 1959.....	124
8. Dale Mills, TSU 1958.....	122
9. David Jansen, NWMSU 1999.....	120
10. Dale Mills, TSU 1960.....	118

CAREER SCORING

Player, School, Yrs.....	Points
1. Brian Shay, ESU, 1995-98.....	544
2. Jarrett Anderson, TSU 1993-96.....	440
3. Dale Mills, TSU 1957-60.....	407
4. Ronald Moore, PSU 1989-92.....	338
5. David Purnell, NWMSU 1996-99.....	326
6. Chad Guthrie, TSU 1989-92.....	272
7. Josh Barcus, PSU, 1995-98.....	271
8. Darren Dawson, PSU 1989-91.....	264
9. Sharron Washington, TSU 1963-66.....	254
Mike Wood, SEMSU 1974-77.....	254
Shane Meyer, CMSU 1995-98.....	254



***Former Washburn
quarterback Joe
Schartz (1993-96)
is the Ichabods'
all-time leading
passer with 5,527
yards and all-time
total offensive
leader with 6,622
yards.***



Rushing Leaders

Rushing Attempts

Career • 665, Dino DeLisa, 1983-85
 Season • 262, Dino DeLisa, 1983
 Game • 42, Dino DeLisa vs. Emporia State, 1985 (166 yds.)

Rushing Yards

Career • 2,794, Dino DeLisa, 1983-85
 Season • 1,185, Dino DeLisa, 1983
 By a sr. • 947, Les Williams, 1988
 By a jr. • 979, Art Fletcher, 1948
 By a so. • 1,185, Dino DeLisa, 1983
 By a fr. • 708, Tyler Schuerman, 2000
 Game • 241, Kevin McCormick vs. Missouri Valley, 1971

Rushing Average

Career • 5.6, Willie Sapp, 1995-97 & Bill Baker, 1951-53
 Season • 7.1, Allen Moore, 1991

Rushing Touchdowns

Career • 31, Brandon Rainer, 1998-2001
 Season • 16, Tyler Schuerman, 2000
 By a sr. • 13, Kevin McCormick, 1971
 By a jr. • 9, Ray Gerstenkorn, 1974
 By a so. • 14, Dino DeLisa, 1983
 By a fr. • 16, Tyler Schuerman, 2000
 Game • 5, Art Fletcher vs. Benedictine, 1948

Most Rushing Touchdowns in a Season

Tyler Schuerman, 2000	16
Dino DeLisa, 1983	14
Kevin McCormick, 1971	13
Nick Cummings, 1994	10
Brandon Rainer, 2001	9
Dino DeLisa, 1984	8
Gary Yager, 1975	8
Willie Sapp, 1997	8
Brandon Rainer, 1998	8

Most Rushing Touchdowns in a Game

Art Fletcher, 1948, vs Benedictine	5
------------------------------------	---

Career Leaders

	Yards	Att.	Avg	TD
Dino DeLisa, 1983-85	2,794	665	4.2	29
1983	1,185	262	4.5	14
1984	721	188	3.8	8
1985	888	215	4.1	7
Brandon Rainer, 1998-2001	2,182	459	4.8	31
Les Williams, 1986-90	2,030	485	4.2	16
Leroy Harmon, 1945-49	1,927			
Willie Sapp, 1995-97	1,816	322	5.6	14
Art Fletcher, 1946-49	1,698			
Bill Baker, 1951-53	1,670	299	5.6	
Kevin McCormick, 1969-71	1,581	472	3.4	20
Brent Cripps, 1974-77	1,506	414	3.6	18
Nick Cummings, 1992-94	1,448	335	4.3	14
Mickey Romano, 1964-66	1,284	318	4.0	4

Season Leaders

	Yards	Att.	Avg	TD
Dino DeLisa, 1983	1,185	262	4.5	14
Art Fletcher, 1948	979	180	5.4	
Les Williams, 1988	947	206	4.6	5
Phil Brooks, 1989	936	188	5.0	6
Dino DeLisa, 1985	888	215	4.1	7
Kevin McCormick, 1971	862	172	5.0	13
Willie Sapp, 1997	819	146	5.6	8
Greg Lane, 1990	758	178	4.3	3
Gary Yager, 1974	748	184	4.1	8
Dino DeLisa, 1984	721	188	3.8	8

Longest Run from Scrimmage

Melvin Myricks, 1965 94 yards

Yearly Rushing Leaders

Year	Name	Yards	Att.	Avg.	TD
2001	Dustin Hickel	540	143	3.8	5
2000	Tyler Schuerman	708	189	3.7	16
1999	Brandon Rainer	619	137	4.5	6
1998	Lydell Flowers	526	93	5.7	0
1997	Willie Sapp	819	146	5.6	8
1996	Keith Coleman	475	104	4.6	4
1995	Willie Sapp	559	90	5.9	3
1994	Nick Cummings	643	135	4.8	10
1993	Nick Cummings	400	112	3.6	1
1992	Nick Cummings	405	88	4.6	3
1991	Allen Moore	618	87	7.1	2
1990	Greg Lane	758	178	4.3	3
1989	Phillip Brooks	936	188	5.0	6
1988	Les Williams	947	206	4.6	5
1987	Johnny Perkins	510	123	4.1	7
1986	Les Williams	418	107	3.9	7
1985	Dino DeLisa	888	215	4.1	7
1984	Dino DeLisa	721	188	3.8	8
1983	Dino DeLisa	1,185	262	4.5	14
1982	Ron Davis	343	108	3.2	4
1981	Ron Davis	347	94	3.7	4
1980	Alan Greig	144	41	3.5	0
1979	Mark Samich	338	93	3.6	0
1978	Jim Rodden	486	143	3.4	4
1977	Clarence Taylor	583	109	5.3	5
1976	Brent Cripps	572	158	3.6	7
1975	Gary Yager	748	184	4.1	8
1974	Gary Yager	439	119	3.7	3
1973	Cory Heiniger	378	99	3.8	2
1972	Jeff Roether	513	91	5.6	4
1971	Kevin McCormick	862	172	5.0	13
1970	Kevin McCormick	690	212	3.3	7
1969	Steve Alston	437	160	2.7	6
1968	Charlie King	291	78	3.7	3
1967	Steve Alston	288	93	3.1	1
1966	Mickey Romano	594	141	4.2	3
1965	Melvin Myricks	466	114	4.1	3
1964	Mickey Romano	485	86	5.6	
1963	Bobby Jones	393	82	4.7	2
1962	Frank Pickens	356	75	4.7	3
1961	Gacek	369	72	5.1	0



**Dino DeLisa
(1983-85)**



**Willie Sapp
(1995-97)**



Former Washburn fullback Brandon Rainer (1998-2001) finished his career second on the all-time rushing chart with 2,182 yards on 459 carries and became the only Ichabod to rush for more than 30 touchdowns in a career record-ing 31 in his career.




**WASHBURN
Ichabod Football**



**Joe Schartz
(1993-96)**



**Mike Grogan
(1974-77)**



**Mike Atkins
(1977-80)**

Passing Leaders

Passing Attempts

Career • 866, Mike Atkins, 1977-80
Season • 345, Mike Atkins, 1980
Game • 63, Mike Atkins vs. Wayne State, 1980

Passing Completions

Career • 442, Mike Atkins, 1977-80
Season • 183, Mike Atkins, 1980
Game • 34, Mike Atkins vs. Wayne State, 1980

Passing Yardage

Career • 5,527, Joe Schartz, 1993-96
Season • 2,338, Barry Griffiths, 1988
By a sr. • 2,388, Barry Griffiths, 1988
By a jr. • 1,678, Mike Atkins, 1979
By a so. • 1,374, Mike Atkins, 1978
By a fr. • 1,936, Tyler Schuerman, 2000
Game • 418, Mike Atkins vs. Missouri Western, 1979

Pass Completion Percentage

Career (min 500 att.) • .510, Mike Atkins, 1977-80
Season • .602, Mark Elliott, 1983
Game • .900, Jerry Raushelbach vs. Mo. Valley, 1980 (9-of-10)

Passing Touchdowns

Career • 32, Mike Grogan, 1974-77
Season • 23, Barry Griffiths, 1988
Game • 6, Barry Griffiths vs. Emporia State, 1988

Pass Interceptions Thrown

Career • 62, Mike Atkins, 1977-80
Season • 20, Mike McCartney, 1985; Mike Atkins, 1980

Passing Yardage Per Completion

Career • 18.0, Joe Schartz, 1993-96
Season • 18.6, Joe Schartz, 1995

Most Touchdown Passes in a Career

Mike Grogan, 1974-77	32
Joe Schartz, 1993-96	31
Mike Atkins, 1977-80	31
Barry Griffiths, 1987-88	23
Barry Griffiths, 1995-99	19
Tyler Schuerman, 2000-present	19
Kyle Kingston, 1986-87	15

Most Touchdown Passes in a Season

Barry Griffiths, 1988	23
Barry Galbraith, 1999	16
Mike Atkins, 1980	13
Kyle Kingston, 1987	12
Mike Atkins, 1980	11
Joe Schartz, 1993	10
Tyler Schuerman, 2000	10

Most Touchdown Passes in a Game

Barry Griffiths, 1988, vs ESU	6
-------------------------------	---

Longest Pass from Scrimmage

Barry Griffiths to Troy Slusser, 1988 vs ESU	95 yards
--	----------



Former Washburn quarterback Mike Grogan (1974-77) is the Ichabods' all-time passing touchdown leader with 32. He is third on the all-time chart in passing yards with 3,761.

Career Leaders

Joe Schartz, 1993-96	5,527	307	728	.422	31	54
1993	1,430	109	233	.468	7	14
1994	1,359	74	181	.409	4	16
1995	1,452	78	149	.524	10	15
1996	1,286	81	165	.491	10	9
Mike Atkins, 1977-80	5,437	442	866	.510	31	62
Mike Grogan, 1974-77	3,761	292	596	.490	32	40
Aaron Battle, 1994-98	3,479	244	481	.507	14	15
Tyler Schuerman, 2000-pr	2,970	200	385	.519	19	19
Barry Galbraith, 1995-99	2,684	181	319	.567	19	9
Mark Elliott, 1980-83	2,604	182	418	.435	13	26
Barry Griffiths, 1987-88	2,395	139	296	.470	23	13
Kyle Kingston, 1986-87	2,381	146	304	.480	15	21
Jeremy Smith, 1992-93	2,036	160	305	.525	10	15
Leroy Harmon, 1945-49	1,997					
Larry Elliott, 1956-58	1,934	131	297	.441		

Season Leaders

Barry Griffiths, 1988	2,338	135	275	.479	23	11
Barry Galbraith, 1999	2,269	151	262	.576	16	7
Aaron Battle, 1998	2,131	266	149	.560	10	7
Mike Atkins, 1980	2,106	183	345	.530	13	20
Tyler Schuerman, 2000	1,936	134	245	.547	10	13
Mike Atkins, 1979	1,678	130	248	.524	11	15
Kyle Kingston, 1987	1,629	97	191	.507	12	15
Joe Schartz, 1995	1,452	78	149	.524	10	15
Joe Schartz, 1993	1,430	109	233	.468	7	14
Mark Elliott, 1981	1,388	90	246	.366	7	18
Mike Atkins, 1978	1,374	112	237	.473	5	17
Mike McCartney, 1985	1,369	119	245	.486	9	20
Joe Schartz, 1994	1,359	74	181	.409	4	16

Yearly Passing Leaders

Year	Name	Yards	Cmp.	Att.	Pct.	TD	Int.
2001	Tyler Schuerman	1,034	66	140	.471	9	6
2000	Tyler Schuerman	1,936	134	245	.547	10	13
1999	Barry Galbraith	2,269	151	262	.576	16	7
1998	Aaron Battle	2,131	149	266	.560	10	7
1997	Aaron Battle	1,175	83	179	.464	3	6
1996	Joe Schartz	1,286	81	165	.491	10	9
1995	Joe Schartz	1,452	78	149	.524	10	15
1994	Joe Schartz	1,359	74	181	.409	4	16
1993	Joe Schartz	1,430	109	233	.468	7	14
1992	Jeremy Smith	917	72	135	.533	6	8
1991	Dan Holloway	657	56	122	.459	2	6
1990	Dave Weimers	399	26	91	.286	1	9
1989	Mark Johnson	924	81	197	.411	4	9
1988	Barry Griffiths	2,338	135	275	.479	23	11
1987	Kyle Kingston	1,629	97	191	.507	12	15
1986	Jim Bernard	988	75	155	.484	5	7
1985	Mike McCartney	1,369	119	245	.486	9	20
1984	Tim Beasley	282	28	82	.341	2	6
1983	Mark Elliot	1,074	80	133	.602	5	5
1982	Jeff Leiker	959	77	186	.414	6	12
1981	Mark Elliot	1,388	90	246	.370	7	18
1980	Mike Atkins	2,106	183	345	.530	13	20
1979	Mike Atkins	1,678	130	248	.520	11	15
1978	Mike Atkins	1,374	112	237	.470	5	17
1977	Mike Grogan	1,202	74	163	.454	9	10
1976	Mike Grogan	721	60	118	.508	4	10
1975	Mike Grogan	1,098	91	177	.514	10	12
1974	Mike Grogan	740	67	138	.486	9	8
1973	Paul Garrett	352	26	71	.366	1	5
1972	Ed Clark	431	36	101	.356	1	13
1971	Ed Clark	232	16	31	.516	1	0
1970	Jon Bakalar	698	32	81	.395	1	3
1969	Dale Bennett	904	64	171	.374	6	14
1968	Dean Ferrell	793	76	169	.450		
1967	Dean Ferrell	732	72	163	.442		
1966	J.D. Cleavinger	330	28	76	.368		
1965	Tom Huber	147	17	53	.321		
1964	Tom Huber	253	12	35	.343		
1963	Bill Harper	718	45	108	.417		
1962	Curt Miller	462	38	80	.475		
1961	Tom Hallacy	403	31	81	.383		

Receiving Leaders

Pass Receptions

Career • 170, Michael Dritlein, 1992-95
 Season • 84, Ron Hamilton, 1980
 By a sr. • 84, Ron Hamilton, 1980
 By a jr. • 64, Marc Nardella, 1998
 By a so. • 51, Michael Dritlein, 1993
 By a fr. • 32, Michael Dritlein, 1992
 Game • 13, Ron Hamilton vs. Wayne State, 1980

Receiving Yards

Career • 3,103, Michael Dritlein, 1992-95
 Season • 1,394, Troy Slusser, 1988
 By a sr. • 1,394, Troy Slusser, 1988
 By a jr. • 1,136, Marc Nardella, 1998
 By a so. • 742, Michael Dritlein, 1993
 By a fr. • 433, Michael Dritlein, 1992
 Game • 252, Troy Slusser vs. Emporia State, 1988

Receiving Touchdowns

Career • 35, Troy Slusser, 1985-88
 Season • 20, Troy Slusser, 1988
 By a sr. • 20, Troy Slusser, 1988
 By a jr. • 8, Troy Slusser, 1987
 By a so. • 4, Michael Dritlein, 1993
 By a fr. • 3, Michael Dritlein, 1993

Average Per Reception

Career • 25.0, Alan Dressman, 1969-71
 Season • 29.1, Alan Dressman, 1970

Career Leaders (by receptions)	No	Yards	TD	Avg
Michael Dritlein, 1992-95	170	3,103	18	18.3
1992	32	433	3	13.5
1993	51	742	4	14.6
1994	39	816	3	20.9
1995	48	1,112	8	23.2
Ron Hamilton, 1979-80	134	1,919	11	14.3
Marc Nardella, 1996-99	119	2,080	15	17.4
Colon McNeal, 1998-2001	113	1,808	13	16.0
Troy Slusser, 1985-88	107	2,428	35	22.7
Mike Keeley, 1976-78	98	1,592	9	16.2
Chris Whittle, 1998-2001	78	1,070	1	13.7
Rick Benke, 1974-75	69	873	10	12.7

Season Leaders	No	Yards	TD	Avg.
Ron Hamilton, 1980	84	1,128	5	13.4
Troy Slusser, 1988	68	1,512	20	22.2
Marc Nardella, 1998	64	1,136	6	17.8
Michael Dritlein, 1993	51	742	4	14.6
Ron Hamilton, 1979	50	791	6	15.8

Career Leaders (by yardage)	Yards	No	TD	Avg.
Michael Dritlein, 1992-95	3,103	170	18	18.3
1992	433	32	3	13.5
1993	742	51	4	14.6
1994	816	39	3	20.9
1995	1,112	48	8	23.2
Troy Slusser, 1985-88	2,428	107	35	22.7
Marc Nardella, 1996-99	2,080	119	15	17.4
Ron Hamilton, 1979-80	1,919	134	11	14.3
Colon McNeal, 1998-2001	1,808	113	13	16.0
Mike Keeley, 1976-78	1,592	98	9	16.2
Al Dressman, 1969-71	1,228	49	8	25.1

Season Leaders	Yards	No	TD	Avg.
Troy Slusser, 1988	1,512	68	20	20.2
Marc Nardella, 1998	1,136	64	6	17.8
Ron Hamilton, 1980	1,128	84	5	13.4
Michael Dritlein, 1995	1,112	48	8	23.2
Marc Nardella, 1999	933	54	9	17.3
Colon McNeal, 2000	829	51	4	16.3
Michael Dritlein, 1994	816	39	3	20.9

Yearly Receiving Leaders

Year	Name	No.	Yds.	Avg.	TD
2001	Colon McNeal	43	732	17.0	8
2000	Colon McNeal	51	829	16.3	4
1999	Marc Nardella	54	933	17.3	9
1998	Marc Nardella	64	1,136	17.8	6
1997	Andy Rucker	39	643	16.5	3
1996	Andy Rucker	22	476	21.6	3
1995	Michael Dritlein	48	1,112	23.2	8
1994	Michael Dritlein	39	816	20.9	3
1993	Michael Dritlein	51	742	14.6	4
1992	Michael Dritlein	32	433	13.5	3
1991	Tracey Hoffman	20	271	13.6	2
1990	Todd Scharnhorst	16	259	16.2	0
1989	Dashiell Wandix	20	239	12.0	0
1988	Troy Slusser	65	1,394	21.4	20
1987	Troy Slusser	28	724	25.9	8
1986	Aaron Walker	12	331	27.6	2
1985	Steve Tacca	34	401	11.8	1
1984	Steve Tacca	15	183	12.2	3
1983	Steve Hardesty	39	606	15.5	1
1982	Mark Elliot	12	274	22.8	2
1981	Steve Pokrywka	25	492	19.7	2
1980	Ron Hamilton	84	1,128	13.4	5
1979	Ron Hamilton	50	791	15.8	6
1978	Mike Keeley	36	591	16.4	3
1977	Mike Keeley	30	538	17.9	4
1976	Mike Keeley	32	463	14.5	2
1975	Rick Benke	42	523	12.5	7
1974	Rick Benke	27	350	12.9	3
1973	John Hodnefield	14	310	22.1	2
1972	Jeff Roether	16	226	14.1	1
1971	Al Dressman	19	351	18.5	3
1970	Al Dressman	19	553	29.1	2
1969	Al Dressman	11	324	29.5	3
1968	Irv McCoy	35	305	8.7	0
1967	Jeff Hill	34	368	10.8	1
1966	Dan Dreiling	5	106	21.2	2
1965	Charlie White	10	122	12.2	0
1964	Pete Roscetti	10	289	28.9	
1963	Pete Roscetti	15	282	18.8	3
1962	John Pusateri	10	177	17.7	7
1961	John Gacek	10	157	15.7	0



**Michael Dritlein
(1992-95)**



**Troy Slusser
(1985-88)**



**Ron Hamilton
(1979-80)**




Former Washburn receiver Michael Dritlein (1992-95) is the Ichabods' career leader in pass receptions and receiving yards. His 3,103 career receiving yards ranks second in MIAA history. He is the only Ichabod to lead the team in receiving all four years of a career. Dritlein was the 'Bods last all-America selection making the second team in 1995.



**WASHBURN
Ichabod Football**



**Joe Schartz
(1995-97)**



**Mike Atkins
(1977-80)**



**Barry Galbraith
(1995-99)**



**Dean Ferrell
(1966-68)**

Total Offense

Total Offense Plays

Career • 1,223, Joe Schartz, 1993-96
Season • 469, Barry Galbraith, 1999

Total Offense Yardage

Career • 6,622, Joe Schartz, 1993-96
(5,527 passing, 1,095 rushing)
Season • 2,644, Tyler Schuerman, 2000
(1,936 passing, 708 rushing)
By a sr. • 2,540, Barry Galbraith, 1999
By a jr. • 1,891, Joe Schartz, 1995
By a so. • 1,649, Joe Schartz, 1994
By a fr. • 2,644, Tyler Schuerman, 2000
Game • 445, Mike Atkins vs. Missouri Western, 1979
(418 passing, 27 rushing)

Total Offense Touchdowns

Career • 54, Joe Schartz, 1993-96
Season • 26, Tyler Schuerman, 2000
Game • 6, Barry Griffiths vs. Emporia State, 1988
*Records incomplete. Indicates passing touchdowns only.

Career Leaders

	Yards	Rush	Pass
Joe Schartz, 1993-96	6,622	1,095	5,527
1993	1,417	-13	1,430
1994	1,649	290	1,359
1995	1,891	439	1,452
1996	1,665	379	1,286
Mike Atkins, 1977-80	5,063	-284	5,437
Aaron Battle, 1994-98	4,173	694	3,479
Tyler Schuerman, 2000-pr	4,155	1,185	2,970
LeRoy Harmon, 1945-49	3,924	1,927	1,997
Mike Grogan, 1974-77	3,861	100	3,761
Barry Galbraith, 1995-99	3,040	356	2,684
Dino DeLisa, 1983-85	2,794	2,794	0
Kyle Kingston, 1986-87	2,671	290	2,381
Barry Griffiths, 1987-88	2,352	-43	2,395
Brandon Rainer, 1998-2001	2,182	2,182	0
Les Williams, 1986-90	2,030	2,030	0
Willie Sapp, 1995-97	1,816	1,816	0
Dean Ferrell, 1966-68	1,813	288	1,525
Jeff Leiker, 1982-83	1,456	149	1,283

Season Leaders

	Yards	Rush	Pass
Tyler Schuerman, 2000	2,644	708	1,936
Barry Galbraith, 1999	2,540	271	2,269
Barry Griffiths, 1988	2,296	-42	2,338
Aaron Battle, 1998	2,258	127	2,131
Mike Atkins, 1980	1,905	-201	2,106
Joe Schartz, 1995	1,891	439	1,452
Kyle Kingston, 1987	1,794	165	1,629
Aaron Battle, 1997	1,677	502	1,175
Joe Schartz, 1996	1,665	379	1,286
Joe Schartz, 1994	1,649	290	1,359
Mike Atkins, 1979	1,597	-201	2,106
Dustin Hickel, 2001	1,548	540	1,008
Tyler Schuerman, 2001	1,511	477	1,034
Joe Schartz, 1993	1,417	-13	1,430

Yearly Offensive Leaders

Year	Name	Yards	Plays	TD
2001	Dustin Hickel	1,548	540	8
2000	Tyler Schuerman	2,644	434	26
1999	Barry Galbraith	2,540	469	19
1998	Aaron Battle	2,258	413	17
1997	Aaron Battle	1,677	344	10
1996	Joe Schartz	1,665	304	16
1995	Joe Schartz	1,891	305	17
1994	Joe Schartz	1,649	329	10
1993	Joe Schartz	1,417	285	11
1992	Jeremy Smith	853	157	8
1991	Dan Holloway	744	185	3
1990	Greg Lane	758	178	3
1989	Mark Johnson	976	265	7
1988	Barry Griffiths	2,296	329	24
1987	Kyle Kingston	1,794	256	13
1986	Jim Bernard	1,374	251	7
1985	Mike McCartney	1,325	243	9
1984	Dino DeLisa	721	188	8
1983	Dino DeLisa	1,185	262	14
1982	Jeff Leiker	1,042	263	6
1981	Mark Elliott	1,299	353	8
1980	Mike Atkins	1,905	408	14
1979	Mike Atkins	1,597	310	11
1978	Mike Atkins	1,312	277	5
1977	Mike Grogan	1,192	246	13
1976	Mike Grogan	725	190	8
1975	Mike Grogan	1,122	240	15
1974	Mike Grogan	822	220	9
1973	Paul Garrett	328	133	2
1972	Ed Clark	682	218	3
1971	Kevin McCormick	862	172	13
1970	Jon Bakalar	779	152	3
1969	Dale Bennett	796	262	6
1968	Dean Ferrell	909	247	•
1967	Dean Ferrell	904	281	•
1966	J.D. Cleavinger	466	163	•
1965	Melvin Myricks	466	114	3
1964	Jerry Hardy	489	61	•
1963	Bill Harper	1,051	224	•
1962	Curt Miller	803	185	•
1961	Tom Hallacy	417	111	•



Joe Schartz is the Ihabods' all-time in total offense with 6,622 yards. He is sixth on the MIAA's all-time total offense career chart as well.

Return Leaders

Kickoffs Returned

Career • 51, Patrick Hayes, 1999-pr.
Season • 30, Joe Clark, 1990

Kickoff Return Yardage

Career • 1,189, Patrick Hayes, 1999-pr.
Season • 648, Joe Clark, 1990

Kickoff Return Average

Career • 24.8, Clarence Taylor, 1975-77
Season • 43.8, Gene McBride, 1970 (8 returns)
28.8, Clarence Taylor, 1976 (18 returns)

Kickoffs Returned for Touchdowns

Career • 1, Ed Vacek, 1985; Corey Crain, 1999
Season • 1, Ed Vacek vs CMSU, 1985; Corey Crain, vs
MSSC, 1999

Longest Kickoff Return for a Touchdown

98 yards by Ed Vacek vs CMSU, 1985
97 yards by Corey Crain vs MSSC, 1999

Career Leaders (min. 15)	Avg	Ret	Yards	TD
Corey Crain, 1999-pr	25.1	24	602	1
Clarence Taylor, 1974-77	24.8	47	1,184	0
Patrick Hayes, 1999-pr	23.3	51	1,189	0
Ron Beal, 1978-79	23.1	18	432	0
Troy Slusser, 1985-88	21.8	49	1,101	0
Joe Clark, 1990	21.6	30	648	0

Season Leaders (min. 8)	Avg.	Ret	Yards	TD
Gene McBride, 1970	43.8	8	350	0
Corey Crain, 1999	32.5	10	325	1
Clarence Taylor, 1976	28.8	18	519	0
Clarence Taylor, 1977	27.6	15	414	0
Ron Beal, 1979	27.4	11	301	0
Patrick Hayes, 2000	24.8	22	545	0
Colon McNeal, 2001	24.8	13	323	0
Dwayne Haley, 1988	24.6	13	304	0
Troy Slusser, 1987	24.4	17	414	0
Patrick Hayes, 2001	23.4	24	562	0
Troy Slusser, 1985	23.3	13	303	0
Dashiell Wandix, 1987	23.2	13	302	0
Andy Rucker, 1997	22.7	19	431	0
Cody Snyder, 1998	22.4	10	224	0

Punts Returned

Career • 121, Troy Slusser, 1985-88
Season • 45, Troy Slusser, 1987

Punt Return Yards

Career • 1,152, Troy Slusser, 1985-88
Season • 416, Troy Slusser, 1987

Punt Return Average

Career • 12.9, Mayo Schmidt, 1978
Season • 15.3, Colon McNeal, 1998

Punts Returned for a Touchdown

Career • 1, Troy Slusser, 1985-88; Andy Rucker,
1995-97 and Clarence Taylor, 1974-77
Season • 1, Troy Slusser, 1986; Andy Rucker, 1995
and Clarence Taylor, 1975

Longest Punt Return for a Touchdown

90 yards by Clarence Taylor vs. Emporia State, 1975

Career Leaders

	Avg.	Ret.	Yards	TD
Mayo Schmidt, 1978	12.9	14	181	0
Clarence Taylor, 1974-77	10.9	75	820	1
Colon McNeal, 1998-2001	10.6	49	524	0
Ron Beal, 1978-79	10.4	29	302	0
Ron Hamilton, 1979-80	9.6	13	125	0

Season Leaders (min.7)

	Avg.	Ret.	Yards	TD
Colon McNeal, 1998	15.3	13	199	0
Clarence Taylor, 1975	13.9	15	209	1
Mayo Schmidt, 1978	12.9	14	181	0
Ron Beal, 1978	12.3	15	185	0
Clarence Taylor, 1977	11.7	28	327	0
Troy Slusser, 1988	10.8	38	414	0
Anthony Bryan, 1985	10.7	7	75	0
Patrick Hayes, 2000	10.3	23	237	0
Ron Hamilton, 1980	9.6	13	125	0
Troy Slusser, 1987	9.2	45	416	0
Al Dressman, 1970	9.1	7	64	0
Colon McNeal, 1999	9.1	34	311	0



**Clarence
Taylor
(1975-77)**



**Andy Rucker
(1995-97)**



**Andy Rucker
(1995-97) is
second on the
all-time kick off
return chart
with 50. Rucker
is last Ichabod
to return a punt
for a touchdown
a 50-yard return
against Central
Missouri in
1995.**



**Brent Cripps
(1974-77)**



**Randy Davey
(1982-83)**

Punting Leaders

Punts Attempted

- Career • 239, Tim Beasley, 1984-87
- Season • 78, Jeff Hill, 1969
- By a sr. • 78, Jeff Hill, 1969
- By a jr. • 62, Alan Kaniper, 1990
- By a so. • 70, Tim Beasley, 1985
- By a fr. • 77, Randy Davey, 1982
- Game • 11, Brian Fuemmeler vs. MSSC, 1995

Punting Yardage

- Career • 9,983, Tim Beasley, 1984-87
- Season • 3,044, Jeff Hill, 1969
- By a sr. • 3,044, Jeff Hill, 1969
- By a jr. • 2,488, Alan Kaniper, 1990
- By a so. • 2,608, Tim Beasley, 1985
- By a fr. • 2,982, Randy Davey, 1982

Punting Average

- Career • 40.9, Kevin Cummings, 1979-80
- Season • 42.0, Brent Cripps, 1977
- By a sr. • 42.0, Brent Cripps, 1977
- By a jr. • 40.1, Alan Kaniper, 1990
- By a so. • 39.3, Brent Cripps, 1975
- By a fr. • 39.8, Brent Cripps, 1974
- Game • 49.8 (6 punts), Brent Cripps vs. MWSC 1974

Longest Punt in a Game

- Randy Davey, vs MWSC, 198287 yards

Career Leaders

	Avg.	Punts	Yards
Kevin Cummings, 1979-80	40.9	72	2,879
Brent Cripps, 1974-77	40.0	196	7,844
Alan Kaniper, 1988-91	38.4	231	8,933
Jon Bakalar, 1970-71	37.8	123	4,645
Jeff Hill, 1966-69	37.6	191	7,229
Tim Beasley, 1984-87	37.7	239	8,983
Pete Roscetti, 1963	37.3	32	1,811
Eric Roth, 1999-pr	36.7	151	5,548
Dave Bowan, 1972	36.7	50	1,835
Brian Fuemmeler, 1994-97	36.4	206	7,504
Randy Davey, 1982-83	35.9	125	4,565
Mike Perry, 1978-79	35.9	102	3,808

Season Leaders

	Avg.	Punts	Yards
Brent Cripps, 1977	42.0	46	1,934
Alan Kaniper, 1990	40.1	62	2,488
Brian Fuemmeler, 1997	39.9	58	2,312
Kevin Cummings, 1980	39.8	66	2,627
Brent Cripps, 1974	39.8	56	2,231
Alan Kaniper, 1991	39.3	65	2,555
Brent Cripps, 1975	39.3	40	1,573
Jon Bakalar, 1971	39.0	62	2,417
Brent Cripps, 1976	39.0	54	2,106
Eric Roth, 2001	38.8	44	1,706
Tim Beasley, 1986	38.8	48	1,862
Randy Davey, 1982	38.7	77	2,982

Yearly Punting leaders

Year	Name	No	Yards	Avg	Blkd
2001	Eric Roth	44	1,706	38.8	0
2000	Eric Roth	48	1,644	34.3	0
1999	Eric Roth	59	2,198	37.3	2
1998	Chad Todd	45	1,603	35.6	0
1997	Brian Fuemmeler	58	2,312	39.9	0
1996	Brian Fuemmeler	49	1,786	36.4	0
1995	Brian Fuemmeler	50	1,757	35.1	0
1994	Brian Fuemmeler	49	1,629	33.3	0
1993	Wendell Snodgrass	29	943	32.5	0
1992	Aaron Sigg	55	1,837	33.4	0
1991	Alan Kaniper	65	2,555	39.3	0
1990	Alan Kaniper	62	2,488	40.1	0
1989	Alan Kaniper	59	2,281	38.6	0
1988	Alan Kaniper	45	1,609	35.7	0
1987	Tim Beasley	54	2,084	38.6	0
1986	Tim Beasley	48	1,862	38.8	0
1985	Tim Beasley	70	2,608	37.2	0
1984	Tim Beasley	67	2,429	36.2	0
1983	Randy Davey	48	1,583	33.0	0
1982	Randy Davey	77	2,982	38.7	0
1981	Aron Fass	65	2,299	35.4	0
1980	Kevin Cummings	66	2,627	39.8	0
1979	Mike Perry	46	1,748	38.0	0
1978	Mike Perry	56	2,060	36.8	0
1977	Brent Cripps	46	1,934	42.0	0
1976	Brent Cripps	54	2,106	39.0	0
1975	Brent Cripps	40	1,573	39.3	0
1974	Brent Cripps	56	2,231	39.8	0
1973	Steve Coover	43	1,517	35.3	0
1972	Dave Bowen	50	1,835	36.7	0
1971	Jon Bakalar	62	2,417	39.0	0
1970	Jon Bakalar	61	2,228	36.5	0
1969	Jeff Hill	78	3,044	39.0	0
1968	Dale Bennett	45	1,521	33.8	0
1967	Jeff Hill	63	2,419	38.4	0
1966	Jeff Hill	50	1,766	35.3	0
1965	Leonard Bozic	52	1,811	34.8	0
1964	no record				
1963	Pete Roscetti	32	1,193	37.3	0
1962	Jack Clanton	40	1,500	37.5	0
1961	Jack Clanton	39	1,260	32.3	0



**Washburn's
Brian
Fuemmeler
(1994-97) led
the Ichabods
in punting four
straight sea-
sons. His 11
punts against
Missouri
Southern in
1995 is a team
record.**

Scoring Leaders

Points Scored

- Career • 226, Troy Slusser, 1985-88
- Season • 128, Troy Slusser, 1988
- Game • 30, Art Fletcher vs. Benedictine, 1948

Touchdowns

- Career • 37, Troy Slusser, 1985-88
- Season • 21, Troy Slusser, 1988
- Game • 5, Art Fletcher vs. Benedictine, 1948

Extra Points Made

- Career • 102, Chad Todd, 1997-2000
- Season • 42, Chad Todd, 2000 (42 of 45)
- Game • 10, Mike Cassin vs. St. Mary's of the Plains, 1978

Field Goals Made

- Career • 36, Chad Todd, 1997-2000
- Season • 17, Nick Kresic, 1986 (23 attempts)
- Game • 4, Mike Cassin vs. Missouri Valley, 1978;
Dan Brown vs. Emporia State, 1992;
Chad Todd vs. Wisconsin-LaCrosse, 2000

Kick Scoring

- Career • 210, Chad Todd, 1997-2000
- Season • 79, Nick Kresic, 1986

Career Leaders

	Points	TD	PAT	FG
Troy Slusser, 1985-88	226	37	2	0
Chad Todd 1997-2000	210	0	102	36
Brandon Rainer, 1998-2001	186	31	0	0
Dino DeLisa, 1983-85	174	29	0	0
Nick Kresic, 1983-86	141	0	78	34
Joe Scharzt, 1993-96	138	23	0	0
Dan Brown, 1992-95	137	0	74	21
Tyler Schuerman, 2000-pr	132	22	0	0
Kevin McCormick, 1969-71	126	21	0	0
Willie Sapp, 1995-97	116	19	1	0
Michael Dritlein, 1992-95	108	18	0	0
Brent Cripps, 1975-77	108	18	0	0

Season Leaders

	Points	TD	PAT	FG
Troy Slusser, 1988	128	21	1	0
Tyler Schuerman, 2000	96	16	0	0
Dino DeLisa, 1983	84	14	0	0
Nick Kresic, 1986	79	0	28	17
Kevin McCormick, 1971	78	13	0	0
Chad Todd, 2000	63	0	42	7
Nick Cummings, 1994	60	10	0	0
Chad Todd, 1998	57	0	24	11
Marc Nardella, 1999	56	9	1	0
Brandon Rainer, 2001	54	9	0	0
Gary Yager, 1975	54	9	0	0
Ray Gerstenkorn, 1974	54	9	0	0
Steve Alston, 1969	54	9	0	0
Willie Sapp, 1997	50	8	1	0
Troy Slusser, 1987	50	8	1	0
Cody Snyder, 1999	50	8	1	0

Yearly Scoring Leaders

Year	Name	Points	TD	PAT	FG
2001	Brandon Rainer	54	9	0	0
2000	Tyler Schuerman	96	16	0	0
1999	Marc Nardella	56	9	1	0
1998	Chad Todd	57	0	24	11
1997	Willie Sapp	50	8	1	0
1996	Brian Fuemmeler	40	0	28	4
1995	Michael Dritlein	48	8	0	0
1994	Nick Cummings	60	10	0	0
1993	Michael Dritlein	24	4	0	0
1992	Dan Brown	33	0	18	5
1991	Talmadge Graham	24	4	0	0
1990	Dave Ruder	34	0	13	7
1989	Mark Johnson	18	3	0	0
1988	Troy Slusser	128	21	1	0
1987	Troy Slusser	50	8	1	0
1986	Nick Kresic	79	0	28	17
1985	Nick Kresic	45	0	18	9
1984	Dino DeLisa	48	8	0	0
1983	Dino DeLisa	84	14	0	0
1982	Ronnie Davis	24	4	0	0
1981	Ron Davis	36	6	0	0
1980	Ron Hamilton	32	5	1	0
1979	Kevin Cummings	39	0	12	9
1978	Mike Cassin	46	0	19	9
1977	Brent Cripps	48	8	0	0
1976	Brent Cripps	48	8	0	0
1975	Gary Yager	54	9	0	0
1974	Ray Gerstenkorn	54	9	0	0
1973	John Stauffer	18	3	0	0
1972	Russ Hill	40	0	19	7
1971	Kevin McCormick	78	13	0	0
1970	Kevin McCormick	42	7	0	0
1969	Steve Alston	54	9	0	0
1968	Charlie King	18	3	0	0
1967	Wes Chapman	18	3	0	0
1966	J.D. Cleavinger	18	3	0	0
1965	Charlie White	24	4	0	0
1964	no record				
1963	Bill Harper	36	6	0	0
1962	John Pusateri	42	7	0	0
1961	Curt Miller	24	4	0	0



**Troy Slusser
(1985-88)**



**Chad Todd
(1997-2000)**



**Brandon
Rainer
(1998-2001)**



**Dino DeLisa
(1983-85)**



Former place-kicker Chad Todd (1997-2000) is second on the all-time scoring chart. His 36 career field goals is also tops on the all-time charts.





**Tony Scollieri
(1994-97)**

Defensive Leaders

Total Tackles

Career • 349, Tony Scollieri, 1994-97
Season • 152, Bill Guidetti, 1984

Solo Tackles

Career • 196, Tony Scollieri, 1994-97
Season • 74, Tony Scollieri, 1997

Assisted Tackles

Career • 153, Tony Scollieri, 1994-97
Season • 58, Todd, McGhghy, 1991

Quarterback Sacks

Career • 28.5, Jim Butler, 1985-87
Season • 12, Dan Remboldt, 1984; Jim Butler, 1987
Game • 4, Jim Butler vs. Wayne State, 1985
Jim Butler vs. Wayne State, 1987

Tackles for Losses

Career • 37, Tony Scollieri, 1994-97
Season • 18, Corey Phipps, 1999

Interceptions

Career • 13, A.C. Poynter
Season • 8, Bruce Canady, 1983
Game • 5, Larry Miffleton

Longest Interception Return

Meryl Garvey, 91 yards, 1948 vs Peru State

Most Blocked Kicks

Career • 5, Zuri Stokes, 1993-96
Season • 5, Zuri Stokes, 1996
Team Record • 7, 1996

Fumbles Recovered

Career • 9, Steve Mullins, 1976-79,
John Tatum, 1976-79, and Danny Holmes,
1981-84
Season — 6, Mike Lake, 1968

^Career tackle charts are incomplete before 1984

Career Leaders

	Tackles	Solos	Assists
Tony Scollieri, 1994-97	349	196	153
Matt Cahill, 1979-82	323	•	•
Jeremy Potts, 1998-2001	253	142	111
Corey Phipps, 1997-2000	249	129	120
Todd McGhghy, 1990-91	226	138	88
Nolan Jeffery, 1993-95	225	141	84
Wade Dennis, 1986-88	191	98	93

Season Leaders

	Tackles	Solos	Assists
Bill Guidetti, 1984	152	•	•
Todd McGhghy, 1991	129	71	58
Tony Scollieri, 1997	124	74	50
Tony Scollieri, 1996	116	61	55
Corey Phipps, 1999	112	57	55
Wade Dennis, 1988	111	62	49
Charlie Bennett, 1987	108	67	41
Dave Noot, 1992	97	40	57
Todd McGhghy, 1990	97	67	30

^Career tackle charts are incomplete before 1984

Yearly Defensive Leaders

Year	Name	Tackles	Solos	Assists
2001	Larry Schembri	90	44	46
2000	Corey Phipps	78	37	41
1999	Corey Phipps	112	57	55
1998	Travis Smith	77	35	42
1997	Tony Scollieri	124	74	50
1996	Tony Scollieri	116	61	55
1995	Nolan Jeffery	88	53	35
1994	Nolan Jeffery	89	38	51
1993	Everald Flowers	63	30	33
1992	Dave Noot	97	40	57
1991	Todd McGhghy	129	71	58
1990	Todd McGhghy	97	67	30
1989	Howard Holbrooks	93	58	35
1988	Wade Dennis	120	62	49
1987	Charlie Bennett	108	67	41
1986	Shawn Rose	85	51	34
1985	Mark Brinker	77	44	33
1984	Bill Guidetti	152	•	•



Former Washburn linebacker Tony Scollieri (1994-97) is the all-time leader in solo (196), assisted (153) and total (349) tackles. He also holds the WU record for tackles for loss in a career with 37.

First Downs

First downs in a game • 33, Emporia State, 1998
First downs in a season • 255, 2000 (11 games)

Rushing

Yards in a game • 382, McPherson (Kan.), 1995
Yards in a season • 2,247, 1997 (11 games)
Best Rushing Average Game (season) • 234.5, 2000

Passing

Yards in a game • 418, Missouri Western, 1979
Yards in a season • 2,924, 1980 (11 games)
Completions in a game • 34, Wayne State (Neb.), 1980
Completions in a season • 183, 1980
Attempts in a game • 63, Wayne State (Neb.), 1980
Attempts in a season • 345, 1980
Passing TD's in a game • 6, Emporia State, 1988
Passing TD's in a season • 23, 1988 (11 games)
Completion percentage in a game • .900, Mo. Valley, 1980

Total Offense

Yards in a game • 681, Rockhurst, 1949
Yards in a season • 4,575, 2000 (11 games)

Scoring Offense

Points in a game • 80, Fort Riley, 1900 (W 80-0)
Points in a season • 347, 2000 (11 games)
Points per game (season) • 31.5, 2000 (11 games)

Fewest Points in a Season

All-time • 0, 1892

Times Shutout in a Season

All-time • 5, 1942

Scoring Defense

Shutouts in a season —
All-time • 7, 1906
Consecutive shutouts • 5, 1906
Fewest points allowed in a season • 6, 1903 (8 games)
(0.8 points per game)
Most points allowed in a game —
77, Mississippi Vall. St., 1984 • (L 77-15)
Most points allowed in a season • 414, 1993

Total Defense

Fewest yards allowed in a game
(-3), St. Mary's of the Plains, '78
Fewest yards allowed in a season • 1,614
1973 (10 games)
Fewest rushing yards allowed / game • (-32)
vs. SW Baptist, 1990
Fewest rushing yards allowed in a season • 78
1964

Fewest passing yards allowed in a game • 0
vs. Wichita State in 1946,
vs. Emporia State in 1947,
vs. Northeast Missouri State in 1963,
vs. Southern Colorado in 1973
Fewest passing yards allowed in a season • 493
1963

Interceptions

Interceptions in a game • 6
vs. Missouri Western, 1974, 1983
vs. Fort Hays State, 1975
Interceptions in a season • 22
1983

Punting

Most punts in a game • 11
vs. Missouri Southern, 1995
Most punts in a season • 80
1952
Longest punt • 87
vs. Missouri Western, 1982

Field Goals

Longest field goal • 52
Russ Hill vs Northern Colorado, 1972
Charles Goodknight vs Emporia State, 1985

Longest Winning Streaks

All games • 8
1964

Longest Losing Streaks

All games • 16
1992-94

Best Record

Overall • 8-0-0
1907
Most wins in a season • 8
1906, '07, '64, '74, '83, '86

Consecutive games scoring

All games • 89, 1972-81 seasons
(beginning with Fort Hays State, 1972 and ending with
Missouri Southern, 1981)
Current Streak • 23, Nov. 14, 1998-present
(beginning with Pittsburg State through end of 2000 season)
last time shutout was Nov. 7, 1998 vs CMSU, 37-0.

All-Time Record

Total Games Played
999
Overall Record
443-512-44

Winning Percentage
.465

RECORDS BY DECADE

1891-99
24-14-4619
1900-09
57-23-8693
1910-19
38-37-7506
1920-29
24-57-8315
1930-39
44-48-4479
1940-49
39-35-6525
1950-59
47-38-2546
1960-69
34-56-1379
1970-79
50-47-4515
1980-89
44-60-0423
1990-99
30-74-0288
2000-09
8-14363

MILESTONE VICTORIES

Victory Number One
1891:
Washburn 8
Kansas City YMCA 2

Victory Number 50
1904:
Washburn 23
Ottawa 4

Victory Number 100
1914:
Washburn 6
Central Missouri 0

Victory Number 150
1930:
Washburn 27
St. Mary's 13

Victory Number 200
1942:
Washburn 21
Fort Hays State 13

Victory Number 250
1954:
Washburn 13
Colorado Mines 10

Victory Number 300
1965:
Washburn 15
Peru State 7

Victory Number 350
1977:
Washburn 28
Pittsburg State 21

Victory Number 400
1988:
Washburn 59
Emporia State 46



Top Rushing Seasons

	Year	Plays	Avg.	TD	Yards
1.	2000.....	572	4.5	35	2,580
2.	1997.....	552	4.1	21	2,247
3.	2001.....	523	4.3	22	2,246
4.	1964.....				2,081
5.	1999.....	551	3.8	18	2,067
6.	1991.....	513	4.0	10	2,029
7.	1983.....	518	3.8	21	1,978
8.	1966.....	537	3.5		1,877
9.	1990.....	508	3.7	11	1,855
10.	1972.....	517	3.4	17	1,770

Top Passing Seasons

	Year	Cmp	Avg.	TD	Yards
1.	1980.....	257	11.4	16	2,924
2.	1988.....	172	16.5	27	2,839
3.	1993.....	199	13.0	11	2,578
4.	1999.....	155	14.9	16	2,269
5.	1987.....	138	16.2	14	2,239
6.	1998.....	156	14.3	11	2,232
7.	2001.....	137	14.9	12	2,042
8.	2000.....	139	14.3	11	1,995
9.	1986.....	126	13.9	8	1,748
10.	1979.....	136	12.8	12	1,741

Top Offensive Seasons

	Year	Plays	Avg.	TD	Yards
1.	2000.....	832	5.5	47	4,575
2.	1988.....	795	5.6	42	4,491
3.	1999.....	823	5.3	37	4,379
4.	2001.....	817	5.2	35	4,288
5.	1987.....	730	5.3	34	3,847
6.	1983.....	738	5.0	29	3,687
7.	1998.....	719	5.1	28	3,676
8.	1993.....	752	4.5	21	3,401
9.	1997.....	766	4.7	24	3,632
10.	1980.....	793	4.2	22	3,299

Largest Victory Margins

80	Fort Riley • 80-0	1900
76	St. Mary's of the Plains • 79-3	1978
64	Olathe Naval Station • 64-0	1953
61	McPherson • 61-0	1995
60	Rockhurst • 60-0	1949
56	Kansas State • 56-0	1904
55	Ottawa • 55-0	1912
55	Missouri Western • 58-3	1972
53	Wichita State • 53-0	1919
47	College of Emporia • 47-0	1903
47	Cooper College • 47-0	1919
46	Fort Hays State • 46-0	1963
45	Missouri-Rolla • 45-0	1996
42	Lincoln • 63-21	2000
42	Midland College • 42-0	1894
42	St. Mary's College • 42-0	1906
42	Peru State • 42-0	1964

Largest Losing Margin

67	Colorado College • 67-0	1944
62	Mississippi Valley State • 77-15	1984
61	Pittsburg State • 61-0	1989
60	Pittsburg State • 72-12	1998
59	Pittsburg State • 62-13	1994
54	Fresno State • 54-0	1965
52	Missouri Western • 52-0	1981
51	Southwest Missouri State • 66-15	1992
49	Nebraska-Kearney • 55-6	1967
47	Nebraska • 47-0	1915
47	Kansas State • 47-0	1916
47	Nebraska-Omaha • 47-0	1968
46	Baker • 46-0	1891
45	College of Emporia • 45-0	1927
44	Baker • 44-0	1892
44	Kansas • 58-14	1938
44	Sam Houston State • 51-7	1985
44	Pittsburg State • 44-0	1987
42	Northwest Missouri • 63-21	2000
42	Wichita State • 42-0	1942

2001 Most Valuable Players

House of Diamonds

Overland Park, Kansas



Colon McNeal

Wide Receiver
Rosenberg, Texas
Offensive MVP



Larry Schembri

Linebacker
Flowermound, Texas
Defensive MVP

Players of the Week

Budweiser Offensive Players of the Week

Sept. 1 vs Wisconsin-LaCrosse

Chris Whittle, WR, 5 receptions, 62 yards

Sept. 8 vs Lincoln

Tim Watts, OL, Graded out at 94 percent, no sacks allowed

Sept. 15 vs Pittsburg State

Colon McNeal, WR, 3 receptions, 55 yards, 1 touchdown

Sept. 22 vs Missouri Southern

Tyler Schuerman, QB, 412 yards total offense, 3 passing TD's, 1 rush

Sept. 29 vs Northwest Missouri

Chris Huelsman, HB, 2 catches for 73 yards, 4 rushes 22 yards

Oct. 6 vs Truman State

Brandon Rainer, FB, 13 carries, 100 yards, 3 TD's, 2 catches - 17 yards

Oct. 11 vs Central Missouri State

Dustin Hickel, QB, 21 carries, 130 yards, 2 TD's, 235 yards total offense

Oct. 20 vs Missouri Western

Jason Bowers, K, 2-3 FG's of 30 and 40 yards

Oct. 27 vs Emporia State

Chris Whittle, WR, 3 catches 81 yards

Nov. 3 vs Missouri-Rolla

Brandon Rainer, FB, 10 carries, 58 yards, 2 TD's, 5.8 per carry

Nov. 10 vs Southwest Baptist

Colon McNeal, WR, 5 catches, 98 yards, 2 TD's, 2 KOR - 70 yards

House of Diamonds Defensive Players of the Week

Sept. 1 vs Wisconsin-LaCrosse

Larry Schembri, LB, 10 tackles (4 for loss), 2 sacks, 1 forced fumble

Sept. 8 vs Lincoln

Jeremy Potts, FS, 8 tackles (1 for loss), 1 FR, 1 INT

Sept. 15 vs Pittsburg State

Eric Roth, P, six punts for 282 yards for 47.0 avg., 60-yd long

Sept. 22 vs Missouri Southern

Darold Smith, DB, 8 tackles (5 solo stops)

Sept. 29 vs Northwest Missouri

Eric Taylor, DE, 10 tackles (4 solo), 3 tackles for loss

Oct. 6 vs Truman State

Joe Corcoran, LB, 18 tackles (7 solo), 3 tackles for loss, 1 FF, 1 sack

Oct. 11 vs Central Missouri State

Larry Schembri, LB, 11 tackles, (3 solo), 2 for loss

Oct. 20 vs Missouri Western

Darold Smith, DB, 6 tackles, (5 solo), 1 INT for 13 yards return

Oct. 27 vs Emporia State

Larry Schembri, LB, 7 tackles (6 solo), 2 for loss, interception

Nov. 3 vs Missouri-Rolla

Jeremy Potts, ROV, 8 tackles (3 solo), 2 TFL (17), 1 FF, 1 Sack (15)

Nov. 10 vs Southwest Baptist

Jason Ross, LB, 7 tackles (4 solo), 2 TFL (5)

Past MVPs

2000	Jared Barge, OL Buck Reuter, DL	1997	Willie Sapp, HB Tony Scollieri, LB	1993	Michael Dritlein, WR
1999	Barry Galbraith, QB Aaron Doonan, DE	1996	Joe Schartz, QB Zuri Stokes, DB	1992	Dave Noot, LB
1998	Joe Busby, OL Travis Smith, SS	1995	Michael Dritlein, WR	1991	Kevin Marshall, DB
		1994	Michael Dritlein, WR	1990	Todd McGhghy, LB





"Fifty years ago the Washburn college students organized the first college football team in the state. A young Englishman, who worked in the Santa Fe shops, brought with him from the old country an enthusiasm for the Rugby game. He organized a Santa Fe football team and challenged the Washburn students to organize and play. We accepted the challenge, organized a team and beat him. We then induced other colleges in the state to get into the field, and until after I graduated Washburn college our team was unbeaten on the football field. As I recollect, the first defeat was suffered at Columbia, Mo., in 1890." - Topeka-Journal

Oct. 30 issue of the Topeka Journal.

College Football Comes to Washburn in 1885

Back in 1885, when there were no paved streets in Topeka, and "MacVicar" was the name of the Washburn president and not one of those unpaved streets, an Englishman brought football to the Washburn campus.

Six years later, in 1891, the Ichabod football tradition entered a new era as Washburn played its first season of intercollegiate competition. According to Washburn records, there were no games played in 1895, allowing the 1991 squad to celebrate the 100th season in Washburn football history.

Washburn celebrated the 50th anniversary of football's debut on campus in 1935. Robert Stone, a member of the team in 1885, penned a brief sketch of the first 50 years of Washburn football which appeared in the

Washburn Conference Ties

Throughout its athletic history, Washburn has looked beyond the state borders of Kansas to find conference affiliations. The university has competed in nine different conferences, including its current association with the Mid-America Intercollegiate Athletics Association (MIAA), a NCAA Division II league of institutions in Missouri and Kansas.

Washburn's longest association was with the Central Intercollegiate Conference, of which the Ichabods were members from 1941 to 1968. Like the MIAA, the CIC included institutions in Missouri and Kansas.

Membership in three conferences were more regional in nature, forcing the Ichabods to travel throughout five states. The Missouri Valley Conference consisted of schools in Nebraska, Kansas, Oklahoma, Iowa and Missouri, many of whom are currently NCAA Division I member institutions. Both the Rocky Mountain Athletic Conference and the Great Plains Athletic Conference put the Ichabods on the road to Colorado, Utah, New Mexico, Nebraska and Kansas.

Washburn has won two outright conference championships, while earning co-championships four times. The Ichabods were Central Conference co-champions in 1931. They held the title of Central Intercollegiate Conference co-champions in 1949, 1953, and 1954.

In 1964, Washburn won its first outright championship by claiming the Central Intercollegiate Conference title. Washburn's most recent conference crown was won in 1983 as members of the Central States Intercollegiate Conference.



CoSIDA NCAA

Division II All-America

1995 Michael Dritlein, WR, 2nd

All-Midwest Region

1999 Kevin Wheeler, OL, 2nd
1996 Zuri Stokes, CB, 2nd
1995 Michael Dritlein, WR, 1st

Football Gazette All-America

1988 Troy Slusser, WR, 1st
1995 Michael Dritlein, WR, 1st

GTE / CoSIDA

Academic All-America

1999 Aaron Doonan, DE, 2nd
1995 Michael Dritlein, WR, 2nd
1993 Michael Dritlein, WR, 2nd

GTE / CoSIDA

Academic All-District

1999 Aaron Doonan, DE, 1st
1998 Aaron Doonan, DT, 1st
Joe Banks, WR, 2nd
1997 Darren Heer, FB, 1st
Gabe Clements, DL, 1st
Aaron Doonan, DL, 2nd
Brian Fuemmeler, P, 2nd
Brent Stones, OL, 3rd
Dan Smith, DL, 3rd
Ryan Bradbury, DB, 3rd
1996 Gabe Clements, DL, 1st
Jeff Koch, TE, 2nd
1995 Michael Dritlein, WR, 1st
Joe Schartz, QB, 2nd
1994 Michael Dritlein, WR, 2nd
1993 Michael Dritlein, WR, 1st

Burger King Scholar Athlete of the Week

1999 Aaron Doonan, DE
1995 Michael Dritlein, WR

NAIA All-America

1988 Troy Slusser, WR, 1st
Steve Sheehan, OL, HM
1987 Troy Stedman, OL, 2nd
Jim Butler, DE, HM
Mike Gibson, OG, HM
1986 Nick Kresic, PK, 2nd
Jerry Nall, OT, 2nd
Charles Braden, DT, HM
Mark Brinker, FS, HM
1985 Charlie Braden, DE, HM
1983 Dino DeLisa, RB, HM
1980 Ron Hamilton, WR, 1st
1977 Tom Degroot, LB, HM
1974 John Poke, HM
1964 Bob Noblitt, 1st
Robert Hardy, 1st

Little All-America

1964 Bob Hardy, HB, 1st
1964 Dode Lesser, OT, DE, HM

NAIA Academic All-American

1986 Tim Beasley, P, 1st
Mark Brinker, FS, 1st
Darrin Rohr, RB, 1st
Pete Flannigan, WR, HM
Mike McGreevy, TE, HM
Mike VanSickle, DB, HM
Aaron Walker, WR, HM

MIAA Freshman of the Year

2000 Tyler Schuerman, QB

All-MIAA

2001 Colon McNeal, WR, 2nd
Anders Grove, OL, 2nd
2000 Brandon Rainer, FB, 2nd
Jared Barge, OC, 2nd
Eric Taylor, DE, 2nd
Chad Todd, K, 2nd
1999 Corey Phipps, LB, 2nd
Aaron Doonan, DE, 2nd
Marc Nardella, WR, 2nd
1998 Marc Nardella, WR, 1st
Joe Busby, OG, 1st
Lydell Flowers, RB, 2nd
Travis Smith, SS, 2nd
1997 Tony Scollieri, LB, 2nd
Chris Swirles, FS, 2nd
Willie Sapp, HB, 2nd
1996 Zuri Stokes, CB, 2nd
Tony Scollieri, LB, 2nd
Beau Caryl, DE, 2nd
Joe Busby, OL, 2nd
1995 Michael Dritlein, WR, 1st
Bryan Dugan, OL, 1st
Maurice Ragland, CB, 2nd
Nolan Jeffrey, FS, 2nd
1994 Michael Dritlein, WR, 1st
Nick Cummings, FB, 2nd
1993 Michael Dritlein, WR, 1st
1992 Dave Noot, LB, 1st
Wayne Peacock, OL, 2nd
1991 Alan Kaniper, P, 1st
Kevin Marshall, DB, 2nd
Todd McGhghy, LB, 2nd
1990 Fred Caldwell, OL, 1st
Todd McGhghy, IL, 1st
1989 Phil Brooks, 1st
Wade Dennis, 1st

All-MIAA Academic

1999 Aaron Doonan, DE
1998 Aaron Doonan, DT
1997 Aaron Doonan, DT
1996 Gabe Clements, DL
Jeff Koch, TE
Will Kerns, DB
Darren Heer, FB
Joe Schartz, QB
Dan Smith, DE
Brian Fuemmeler, P/PK
1995 Gabe Clements, OL
Jeff Koch, LB

Will Kerns, HB
Dan Smith, DE
Joe Schartz, QB
Michael Dritlein, WR
Tony Scollieri, LB
1994 Michael Dritlein, WR
Beau Caryl, DE
Jeff Koch, LB
Kirk Potter, WR
Joe Schartz, QB
1993 Michael Dritlein, WR
Brett Miller, LB
Kirk Potter, WR
1992 Kirk Potter, WR
1991 Tracey Hoffman, WR
Dan Holloway, QB
Scot Koranda, LB
1990 Craig Beam, DB
Dan Holloway, QB
Scot Koranda, DB

All-CSIC

1988 Troy Slusser, WR
Steve Sheehan, OL
Barry Griffiths, QB
1987 Jim Butler, DE
Mike Gibson, OG
Troy Slusser, WR
Troy Stedman, OL
1986 Charles Braden, DT
Mark Brinker, FS
Nick Kresic, PK
Jerry Nall, OT
Shawn Rose, LB
1985 Charlie Braden, DE
Nick Kressic, K
1983 Dan Remboldt, DE
Tim Schlegel, LB
Dino DeLisa, RB
1979 Andy O'Neill, DB
John Prince, OL
1977 Clarence Taylor, RB
Steve Burkdoll, DB
Brent Cripps, RB
Tom Degroot, DE
Steve Finesilver, OL
Mike Keeley, WR

All-GPAC

1975 Gary Yager, B
Jim Hastings, DL
1974 Dan McGlinn, DE
Jim Hastings, DL
Cooper Johnson, OG

All-RMAC

1971 Jon Bakalar, QB
Kevin McCormick, RB
1970 Gene McBride, DB
1969 Don Prince, T
Gar McCormick, LB
Richard Fry, G

All-CIC

1968 Don Prince, DL
Reggie Carr, DB
1966 Dan West, LB
Mike Sipotz, OL
Dode Lesser, OL
Mickey Romano, FB
Pat McCrite, DE
Rodger Tiesing, DT
1965 Steve Milosovich, OL
Pat Scherzer, HB
1964 Pete Roscetti, E
Dode Lesser, OL
Bob Hardy, B
Rodger Tiesing, DE
Bob Noblitt, DL
Ron Katzenmier, DB
Pat Scherzer, DB
1963 Bill Harper, RB
Bob Noblitt, DL
Jack Clanton, DL
Curt Miller, DB
1962 Warren Dorby, OL
1961 Bob Pfannenstiel, G
Warren Dorby, G
1960 Dick Patterson, T
1957 Don Luttrell, HB
1954 Nick Cossman, T
Chet Duncan, TE
Chuck Nelson, QB
1953 Ralph Bowen, TE
Chet Duncan, TE
Bill Baker, HB
1952 Don Bliss, T
Bill Baker, HB
1951 Ivan Crabaugh, HB
1949 Art Fletcher, HB
Leroy Harmon, HB
Jerry Rogers, C
Jerry Reichart, G
1948 Elmer Betts, C
Bob Shields, G
Art Fletcher, HB
Leroy Harmon, HB

All-MVC

1935 Ben Owen

All-Central Conference

1933 Glenn Stalker
1932 Clarence Edwinson
Charles Crank
Wesley Grout
Glenn Stalker
1931 Wesley Grout
Leo Burger

All-Kansas Conference

1926 Laverne Erwin
Joe Cramer
1917 Dewey Hutchinson
1912 Neil Rogers
Elmer Bearg
Earl Trobert



**Leroy Harman
(1995-97)**



**Art Fletcher
(1946-49)**



**Pat Scherzer
(1962-65)**



**Dode Lesser
(1965-66)**



**Steve Burkdoll
(1977)**



-A-

Adams, Ken 1963
 Adams, Larry 1971
 Adams, Vincent 1982
 Adkins, Bill 1957
 Adlong, Terry 1957
 Aguirre, Al 1990
 Albright, Robert 1978
 Aldridge, Billy 1971
 Aletnbernd, Bart 1969
 Alexander, Chauncey 1973
 Allan, Kevin 1985
 Allen, Boyd 1953
 Allison, Joe 2001-02
 Alston, John 1966
 Alston, Steve 1967-69
 Alterman, Gary 1963
 Althaus, K. 1949
 Alvarez, Mateo 1979-80
 Amborn, Jon 1995
 Anderson, Buck 1946-48
 Anderson, Mark 1972
 Andre, Steve 1976
 Anguiano, John 1980
 Anslinger, R. 1951
 Archer 1947
 Archer, Brad 1998
 Archie, Quentin 2001-02
 Army, Leonard 2001-02
 Arrington, Leb 1956-57
 Atkins, Mike 1977-80
 Atkinson, A. 1954
 Atkinson, Greg 1978
 Atwood, Joey 1989-92
 Augustine, Rich 1976-80
 Austin, Sam 1974
 Austin, Zeb 2002
 Azeltine, Adam 2002
 Aziz, Michael 1992-93

-B-

Babb, Tom 1993
 Backus, Bruce 1958-60
 Baer, Robert 1969-72
 Bailer, Marvin 1969-72
 Bailer, Joseph 1973
 Bailey, Gene 1958-60
 Bailey, G. 1954
 Bailey, Marvin 1971
 Bailey, Kevin 1993
 Bailey, Mark 1986
 Bailey, Robert 1982
 Bainbridge, Matt 1993-94

Baird, Keith 1948
 Bakalar, Jon 1970-71
 Baker, Bill 1951-53
 Baker, L. 1951
 Baker, Bill 1989
 Baldwin, Dave 1952
 Baldwin, Bill 1990
 Ballard, B. 1954
 Banks, Joe 1997-2000
 Baranski, Dennis 1969
 Barbato, Mike 1983-84
 Barbato, Pat 1984
 Barbee, Jeff 1986
 Barber, Dan 1987
 Barbour, Clyde 1992
 Barge, Jared 1997-2000
 Barnes, Howard 1961
 Barnes, Joe 1991
 Barnett, J. 1951
 Barnett, Lester 1995
 Barngrover, Larry 1957-58
 Barnhill, Mike 1988-91
 Barth, Jacob 2000-02
 Barthuly, Gerald 1969
 Bartley, Loren 1955-57
 Basile, Steve 1987
 Batchelder, Jerry 1955-58
 Bates, James 1962
 Battle, Aaron 1994-98
 Battle, Eugene 1983-86
 Battle, Gary 1983
 Battle, Matt 1997
 Beach, Mike 1960
 Beagle, Jim 1975-78
 Beal, Ron 1978-79
 Beals, Bob 1973
 Beam, Craig 1989-90
 Beard, Kevin 1982-83
 Beasley, Tim 1984-87
 Beck 1947
 Beck, Gerald 1977
 Becker, Eugen 1964
 Becker, Michael 1970
 Beebe, Dan 1981
 Beffort, Mark 1981-82
 Behrens, Bob 1973-75
 Beiry, E. 1954
 Belden, Gary 1963
 Bell, John 1962
 Bell, Steve 1969
 Bell, Damon 1985-88
 Bell, Eddie 1985
 Benard, Michael 1983-84
 Bender, Tim 1986-87
 Benedict, Don 1959
 Benke, Rick 1974-75

Bennett, Dale 1967-70
 Bennett, Charles 1984-88
 Benning, DaWight 2002
 Benson, Larry 1962-63
 Bentley, Dave 1987
 Benton, Travis 1975-78
 Berlin, Jerry 1966
 Bernard, Jim 1983-86
 Berry, D. 1947
 Berry, Jeffery 1964
 Berry, Tim 1983
 Berthelson, Ryan 1992
 Bertrand, Mike 1981
 Besta, Benny 1960
 Betscher 1947
 Betts, Elmer 1946-49
 Bevis, Eric 1971-72
 Bevis, Bryan 1972-74
 Bevis, Eric 1973
 Bianchino, Bernie 1966-69
 Bibbs, Darrell 1987
 Bibens, Bill 1969-71
 Biery, Everett 1955-56
 Bingesser, Jon 1958-61
 Birdsong, Chuck 1955-57
 Birkey, Todd 1989
 Bishop, Sean 1987-90
 Bivens, Bob 1972-75
 Blackmon, Howard 1980
 Blalock, Adam 1995
 Bland, Rawshaw 2001-02
 Bleidissel, Joe 1985
 Bleue, Chris 1985-87
 Blin, Pete 1983-86
 Bliss, Don 1950-52
 Bliss, B. 1951
 Bluem, Rick 1984
 Bobbitt, Jerome 1995-99
 Bobry, Warren 1962
 Bodendorfer, Tom 1992
 Boggess, Bill 1964
 Boldt, Dan 1980
 Boles, Randy 1980
 Boling, Mark 1980
 Bolt, Curtis 1983
 Bolz, Tim 1973
 Bonjour, Marvin 1952
 Bono, Joe 1969-70
 Bontrager, A.L. 1968-70
 Bontreger 1950
 Boone, Donnie 1973
 Boots, Mark 1973
 Bosch 1947
 Boston, John 1990
 Boswell, Jim 1946-47
 Bouchey, Rich 1995

Bowen, Dave 1969-72
 Bowen, Ralph 1953-54
 Bowen, Roger 1953-54
 Bowers, Jason 2001
 Boyd, Dale 1970
 Boyd, Ken 1981-82
 Boyd, Mark 1980
 Boyd, Richard 1990
 Boyles, Dean 1950
 Bozic, Leonard 1966
 Bradbury, Ryan 1995-98
 Braden, Charles 1983-86
 Bradley, Greg 1987-89
 Brady, Darrin 1981
 Braves, Chris 1969
 Braynen, Larry 1993
 Breen, Bob 1974-75
 Brewer, Gary 1960
 Brewer, Derek 1979-80
 Brewster, Pat 1976-79
 Briley, Brian 1990
 Brinker, Mark 1985-86
 Britain, Carl 1994
 Britton, Doug 1989-90
 Broadnax, Elsbery 1962
 Bronco, Bill 1982
 Bronson, Michael 1976
 Brooks, Eugene 1946-48
 Brooks, Gene 1949-51
 Brooks, Bryant 1994
 Brooks, Dan 1976-77
 Brooks, David 1977-78
 Brooks, Matt 1988-89
 Brooks, Phillip 1987-89
 Brown, James 1956
 Brown, Jerry 1959
 Brown, L. 1954-55
 Brown, Larry 1960
 Brown, Mel 1961
 Brown, Norman 1952
 Brown, Dan 1992-95
 Brown, Galen 1986-87
 Brown, James 1983
 Brown, Keith 1978-81
 Brown, Mike 1986
 Bruce, Burton 1963
 Brumbaugh, Ed 1947-49
 Brumbaugh, Eldon 1948-50
 Brun, David 1982
 Brunner, Doug 1980
 Bruno, Tom 1988-89
 Bruns, David 1976-77
 Bryan, Anthony 1985-88
 Bryan, Mike 1989
 Bryant, Jim 1959
 Budenbender, Joe 1975

Buller, Greg 1984
 Bullock, Gary 1957
 Bullock, Brian 1981
 Bulter, Dwight 1982
 Burch, Larry 1971
 Burgardt, Jim 1956
 Burgess, Tom 1982-84
 Burget, Mike 1985-86
 Burkdoll, Steve 1976-78
 Burnett, Onan 1946-49
 Burns, Albert 1972
 Burns, David 1978-79
 Burns, Fred 1981
 Burt, Doug 1967
 Busby, Joe 1994-98
 Bushee, Robert 1982
 Buss, Rick 1972
 Butler, Bill 1967-68
 Butler, Pat 1962
 Butler, Greg 1983
 Butler, Jim 1985-87
 Butler, Joe 1972
 Butler, John 1984-85
 Butler, Will 1997-1999
 Butler, Zach 1990

-C-

Caby, Ron 1972
 Cage, Preston 1974-77
 Cahill, Matt 1979-82
 Cain, Clarence 1950-53
 Caldwell, Fred 1989-90
 Caldwell, Keith 1985
 Call, Dan 1970-71
 Calmese, Micheal 1990
 Camp, Joe 1997-2000
 Campbell, Bill 1962
 Canady, Burce 1983
 Cancro, Paul 1983
 Canfield, Don 1948-50
 Canfield, Dan 1995
 Caniels, Eric 1982
 Cannon, Tim 1982
 Cantara, Leo 1969
 Canzanella, Joe 1971-74
 Caray, Tom 1962-64
 Cardoza, Mike 1987-88
 Carlson, Skip 1983
 Carocchia, John 1983
 Carpenter, B. 1951
 Carr, Bill 1969
 Carr, Brad 1969
 Carr, Reggie 1968-69
 Carrier, Mike 1988
 Carruth, Art 1959-60

Carruthers, Chat 1969-71
 Carter, Don 1971
 Cartwright, Greg 1976-77
 Carver, Edgar 1946-48
 Caryl, Arrow 1991
 Caryl, Beau 1992-96
 Casey, Guy 1948
 Casey, M. 1958
 Casey, Brennan 1994-97
 Cassin, Mike 1975-78
 Casy 1947
 Cathey, Colin 1994-97
 Chail, Matt 1980
 Chamberlain, Jim 1965-68
 Chamberlain, Scott 1979
 Chandler, Leland 1949
 Chandler, John 2002
 Chanley, Ken 1984
 Chapman, Wesley 1965-68
 Chapman, Darrin 1986
 Chapman, Niels 1985-86
 Chapman, Troy 1990
 Charay, Jay 1993
 Charest, Aaron 1992
 Chastain, Tom 1952
 Chavez, Dan 1979
 Chestnut, J. 1949-50
 Chestnut, R. 1949
 Chiaverini, Mike 1977-81
 Chiaverini, Tony 1970-73
 Childers, Bryan 1992
 Christenson, Rollo 1951-52
 Christian, Robert 1960
 Churchill, Larry 1956
 Cifrino, Tom 1982
 Clamon, Jim 1968-69
 Clancy, Jim 1960
 Clanton, Jack 1961-63
 Clark, Ed 1971
 Clark, Junior 1952
 Clark, Steven 1967
 Clark, Bradlee 1991
 Clark, Ed 1972-74
 Clark, Jaime 1981
 Clark, Jay 1978-81
 Clark, Joe 1990
 Clark, Mike 1979
 Clarke, Mike 1987
 Clary, Ryan 2002
 Clay, Clinton 1993
 Clay, Ryan 1994-95
 Cleavinger, J.D. 1964-66
 Clements, Cabe 1994-97
 Clemons, Burton 1964-65
 Clifton, James 1947-50
 Clifton, Zac 2002
 Cline, Dustin 2000-01
 Cobelens, George 1976
 Cobler, Larry 1953
 Cobler, Doug 1984
 Cochran 1947
 Cockerham, Bill 1957
 Cocolis, Angelo 1964-67
 Coffman, Kevin 1999-2001
 Coker, Dave 1988
 Coleman, DeMarko 1992-95
 Coleman, James 1974
 Coleman, Keith 1993-96
 Coller, O.J. 1971
 Collins, Bob 1968-69
 Collins, Fred 1985-86
 Collins, Jim 1984-86
 Collins, Martin 1987
 Collor, J.T. 1994
 Comstock 1947
 Concannon, Don 1948-49
 Conley 1947
 Connell, Kipp 2000
 Conner, Ron 1972-73
 Connor, Mike 1984
 Connors, Shawn 1982-83
 Converse, Myron 1984
 Conwell, Doug 1977-80



Linebacker Dennis Kenney and tackle Bernie Bianchino close in on a Central Missouri State ball carrier in a game during the 1967 season.

Cook, John 1981-84
 Cook, Scott 1983
 Cooper, Ron 1969
 Cooper, Bill 1979
 Cooper, Todd 1989
 Coover, Steve 1973-74
 Copeland, Tom 1964-67
 Copeland, Mike 1977-78
 Copp, Joe 1957-58
 Coppola, Chuck 1963-66
 Corcoran, Joe 2000-02
 Corfman, Jim 1967
 Cork, John 1974-75
 Cornish, Bill 1957
 Correll, Ralph 1953
 Cossman, N. 1951-54
 Coufal, David 1981
 Coval, Joshua 2002
 Covington, Kevin 1986
 Cowan, Ed 1971-74
 Cowan, Kevin 1983
 Cox, Wayne 1949-51
 Cox, Larry 1981-83
 Crabaugh, Ike 1949-50
 Crabaugh, Ivan 1948
 Crable, Clarence 1967

Crabtree, Steve 1993
 Craig, Jim 1957
 Craig, Jeff 1980
 Craig, Roy 1975-77
 Craig, Steve 1978
 Crain, Corey 1999-2002
 Crane, Jim 1979
 Craven, Randy 1983-86
 Creclius, Denis 1959
 Criglar, D.D. 1982
 Crijanovic, Ostoja 1993
 Crimmins, Scott 1987-89
 Cripps, Bryce 1970-73
 Cripps, Brent 1974-77
 Croft, Joey 1992
 Croker, David 1987
 Croker, Dechram 1986
 Crosby, Guy 1961
 Cross, Mike 1994-98
 Crouse, Gilbert 1986
 Crowder, Rod 1982
 Crum, Tulsa 1993
 Cullinane, Gene 1985-88
 Cummings, Kevin 1979-80
 Cummings, Nick 1991-94
 Curless, Doug 1975-78

Curry, John 1993-94
-D-
 Dahlstrom, Artie 1975-78
 Dale, Mike 1987
 Dancer, Rick 1976
 Daniels, Steve 1946-48
 Daniels, Eric 1983-84
 Darnell, Craig 1982-83
 Davenport, Bob 1951-53
 Davenport, Dick 1949-50
 Davey, Randy 1983-84
 Davey, Rick 1981-83
 Davey, Rodney 1982
 Davidson, T. 1954
 Davidson, Steve 1974-77
 Davis, Dennis 1970
 Davis, Gerald 1957
 Davis, Ronald 1963
 Davis, Billy Ray 1989-91
 Davis, Ron 1979-82
 Dawson, Chad 1996-98
 Day, Ken 1985
 Deal, Sean 1991-92
 Dean, Ron 1992

DeBonnett, Jack 1961-62
 Dee, Mike 1989
 Degginger, Tim 1965-68
 DeGroot, Tom 1974-77
 Deines, Doug 1988-90
 Deitz, Jason 1989
 DeKosky, Aaron 2002
 DeLeon, Al 2001-02
 Delgato, Jason 1996-98
 Delisa, Dino 1983-85
 Demaree, Bruce 1967
 Dempewolf, D. 1951
 Denham, Keith 1985
 Dennis, Tim 1966-68
 Dennis, Wade 1986-89
 Denson, Robert 1956-58
 Derda, Paul 1960-61
 Derry, 1947
 Devine, John 1984-86
 Devins, J. 1949
 Dewey, Morgan 2002
 Dickeson, J. 1958
 Dickinson, John 1972
 Diedrich, Dick 1950
 Dietz, M. 1954
 Dinnell, Kim 1977
 Ditch, Steve 1991
 Dixon, Lynn 1982
 Dobry, Warren 1961
 Dodge, Mark 1998-99
 Dolan, Craig 1971
 Domann, Elvin 1964-66
 Domann, Chad 1986
 Donaldson, Donnie 1991
 Doolin, Chris 1995
 Doonan, Aaron 1995-99
 Doperalski, Vic 1968
 Doresy, James 1974
 Dougherty, Alan 1985
 Douglas, Gerald 1984-86
 Downey, A. 1949-50
 Downey, Steve 1970
 Downing, Bill 1962
 Downing, Leonard 1984
 Downs, Bob 1983
 Doyle, Tom 1967
 Dreiling, Dan 1966
 Dreisigaker, Kirk 1995
 Drenth, Troy 1988
 Dressman, Alan 1969-71
 Dritelein, Michael 1992-95
 Drone, Paul 1992
 Drosselmeyer, Jim 1957
 Drowns, John 2002
 Dubbert, Bret 2002
 Dugan, Bryan 1993-95
 Dulaney, David 1994
 Duncan, Chet 1953-54
 Duncan, Bruce 1978
 Duncan, Phil 1975
 Dunford, D. 1958
 Dunn, Roy 1966
 Durand, Cal 1959
 Durler, Matt 2000-02

-E-

Easter, Robert 1983
 Easterberg, Jarod 2001
 Easton, Jack 1977
 Eckert, Bill 1982-83
 Eddy, Bennett 1946
 Eddy, Clarence 1946-48
 Edmon, Fred 1974-77
 Edson, Greg 1985
 Edwards, Allen 1975
 Edwards, Jesson 1993
 Edwards, Mike 1998-99
 Edwinson, G. 1958
 Eichelberg, Kurt 1972-74
 Eikenberry, Tom 1970
 Ellenbaker, J. 1958
 Elliott, Ken 1960-61
 Elliott, Gary 1971-72

Elliott, Larry 1956-58
 Elliott, Mark 1980-83
 Ellis, Wintric 1989
 Elston, Terry 1961-63
 Elston, William 1960
 Ensign, Stewart 1984-88
 Epp, Justin 1998-99
 Erwin, Dean 1950-53
 Escobar, Augie 1969
 Escobar, Edwin 1969
 Esposito, Ken 1961-62
 Esser, Doug 1994
 Essman, Tony 1981-83
 Evans, Bryan 1964
 Evans, Mike 1979-81
 Evans, Richard 1977-78
 Evans, Steve 1989
 Evenson, J. 1958
 Eyerly, Larry 1969

-F-

Farichild, Joe 1978
 Fass, Aron 1977-82
 Faudere, Tom 1992-93
 Fay, Jim 1985-86
 Feagan, Paul 1952
 Federle, Matt 2000
 Fenley, Dave 1972
 Fenton, Dwight 1953
 Ferrell, Dean 1965-68
 Ferrell, Pat 1988-89
 Finesilver, Steve 1976-78
 Fink, Dean 1950
 Fink, P. 1951
 Finney, Aaron 1985
 Finney, Patrick 1971-72
 Finson, C. 1947
 Fischer, Brad 1982-84
 Fisher, L. 1958
 Fisher, Jake 1993
 Fisher, Mark 1985
 Fisher, Monty 1988-91
 Fisher, Myron 1992-93
 Fisher, Pat 1989
 Fisher, Scott 1987
 Fisher, Zack 1995
 Fitch, Greg 1972
 Flack, Dean 1960
 Flannegan, Tom 1970
 Flannigan, Pete 1983-86
 Flatt, Tim 1980
 Fletcher, Art 1946-49
 Fletcher, Robert 1982
 Flood, Don 1975
 Flott, D. 1958
 Flowers, Everald 1990-93
 Flowers, Lydell 1994-98
 Floyd, Mike 1991-94
 Floyd, Tony 1982
 Ford, Derrick 1981
 Ford, Terrell 1993
 Foster, Dan 2000
 Foster, Thomas 1988
 Foster, Tim 1973
 Fowler, Kyle 1999-2002
 Francis, Tim 1960
 Franklin, Charles 1963-64
 Franklin, James 1969
 Frankmore, Tony 1983
 Franks, John 1989-90
 Fraser, Morley 1946
 Frederick, Josh 1999-2000
 Fredrickson, Jon 1994-96
 French, Doug 1975-77
 Frey, Russ 1972
 Friend, Joey 1988
 Fromme, D. 1958
 Fry, Rich 1968
 Fuemmeler, Brian 1994-97
 Fuller, D. 1951

-G-

Gacek, John 1961
 Gadwood, John 2002
 Gaffen, Mitch 1987
 Gaines, Franklin 1956-57
 Galbraith, Barry 1995-1999
 Gallant, Mike 1969-71
 Gamble, John 1982
 Gambrell, James 1982-85
 Gant, Matt 2000-01
 Garcia, Earl 1970
 Garcia, Fernando 1978
 Garcia, Fred 1975-76
 Gardner, Tom 1961-62
 Garey, Merely 1948
 Garrett, Paul 1972-73
 Garrett, Randy 1994
 Gasper, John 1981
 Gaston, John 1953-55
 Gatchell 1947
 Gates, Jim 1953-55
 Gaul, Greg 1992-94
 Gay, Dan 1971-73
 George, Jeff 1981
 Georgeson, Curt 1980-84
 Gerstenkorn, Ray 1972-75
 Gettler, Tom 1983-84
 Gibson, J. 1949
 Gibson, Brandon 1994
 Gibson, George 1997-99
 Gibson, Michael 1984-87
 Gifford, Forrest 1946-48
 Gilbert, Millage 1977-80
 Giles, Leroy 1993
 Giles, Ronnie 1986
 Gilkison, Rich 1966
 Gilkison, Tom 1971
 Gillard, Richard 1983
 Gillen, Phillip 1988
 Gilliland, David 1957-58
 Gilman, Tom 1977-79
 Gilmore, Kent 1969-72
 Gilmore, Thomas 1970
 Ginavan, Roger 1951-54
 Gipson, Hammond 1986
 Gish, L. 1949
 Gish, Dusty 1997-1999
 Glaze, Ray 1978
 Glaze, Jr., Ray 2000-02
 Gleisberg, Chris 1997
 Gloriod, Mark 1989-92
 Goates, Jeff 1979
 Goeden, Robert 1992-93
 Goering, Chris 1997
 Goetz, Tom 1969
 Gonzales, Paul 1991
 Gonzales, Rolly 1999-2002
 Good, Mike 1991
 Goodin, Bill 1988-92
 Goodknight, Charles 1984-85
 Goodrich, Clint 1991
 Goodsell, Sean 1992
 Goodwin, Allen 1982
 Gordon, Bill 1973
 Gordon, Chad 1999-2002
 Gordon, Nathaniel 1975-77
 Gorsky, Joe 1949-51
 Goss, Russell 1955-56
 Gould, Grant 2002
 Graham, Talmadge 1990-93
 Graham, Denis 1975
 Gramling, Kyle 1999
 Granier, Stan 1990
 Greco, Frank 1980
 Green, Steve 1969-70
 Green, Jeffrey 1983-84
 Green, Steve 1985
 Greer, Jason 1995
 Gregory 1947
 Greig, Alan 1980
 Greyno, Ed 1977
 Grice, Tom 1991
 Gries, Steve 1989



Ichabod running back Art Fletcher scores a touch-down against Doane College in the Ichabods' 33-13 season-opening win to start the 1949 season. Fletcher holds the Washburn record for most rushing touchdowns in a single game scoring five against Benedictine during the 1948 season and he is sixth on the all-time rushing charts with 1,698 yards.





Before Larry Elliott coached the Ichabods to 58 wins in 11 seasons on the sidelines, he led them on the field at quarterback shown here scoring a touchdown against Pittsburg State during the 1958 season.

Griess, Adam 2002
Griffin, Eugene 1964
Griffiths, Barry 1985-88
Griggs, Troy 1986
Grim, Kareem 1994
Grindol, Troy 1981-82
Groff, Kent 1975
Grogan, Mike 1974-77
Grogan, Pat 1975-78
Grove, Anders 1998-2001
Gruber, Scott 1992
Grundt, John 1994-96
Gruss, John 1972-75
Gudmundson, Blake 1988-89
Guevara, Raul 1976
Guidetti, William 1983-84
Guido, Tom 1964-65
Guilfoyle, Steve 1976-79
Gutierrez, Jerome 1978
Gunn, Tom 1989
Guss, Rollo 1949
Guss, V. 1958
Gutierrez, Jerome 1976-77

-H-

Hackner, Charles 1967
Haden, Russell 1960
Hagar, Donnie 1977-78
Hailey, Ed 1948
Hainline, Bob 1974-77
Hales, Darvin 1968-69
Haley, Dwayne 1987-88
Hall, Gerrard 2000
Hallacy, Tom 1960-61
Halula, Jack 1970-73
Hamilton, Bob 1956-58
Hamilton, C.J. 1971-72

Hamilton, Cecil 1970-71
Hamilton, Stan 1961
Hamilton, Brett 1978
Hamilton, Kent 1974-75
Hamilton, Ron 1979-80
Hamlin, Ken 1964
Hanawalt 1947
Handley, Walt 1975-77
Hanika, Mike 1982
Hanna, Don 1960
Hanson, Lloyd 1983-86
Harden, Darrel 1978
Hardesty, Pat 1971
Hardesty, Steve 1982-83
Harding, Bob 1949
Hardy, Bob 1964
Hardy, Jerry 1963
Hargis, Don 1985
Harman, Jeremy 1999
Harmon, Leroy 1946-49
Harper, Bill 1963
Harper, Tim 1991-92
Harris, Dennis 1965
Harris, Ken 1966-68
Harris, Deon 1995
Harris, Howard 1994
Harris, Jimmy 1996
Harris, Todd 1998-2001
Harris, Torge 1983-85
Harrison, Rick 1969-71
Harrison, Tom 1959
Harrod, Warren 1953
Hartzell, Ken 1998-2000
Haselby, J.C. 1983-86
Haskins, Bob 1962
Haskins, David 1975-76
Haskins, Kirk 1989
Hastings, Larry 1955-56

Hastings, Jim 1974-75
Hastings, John 1977
Hatcher, Stanley 1973-76
Havel, Ed 1949-51
Havercamp, Jason 1989
Hawkins, Jerry 1976
Hawver, Jerry 1960-61
Hay, Terry 1974
Haydock, Shannon 1984-86
Hayes, Earl 1946
Hayes, Joe 1980-83
Hayes, Patrick 1999-2002
Haynes, Steve 1975-77
Hays, Earl 1948
Haysaw, Vernon 1986
Heatherington, Jack 1963
Heatherington, Paul 1963-64
Heck, Ron 1960-63
Hedger, Jerry 1959-60
Heer, Darren 1995-97
Hefley, David 1976
Heims, Bryan 1978
Heiniger, Cory 1973-75
Heintzelman, Chris 1991
Heinz, Ronald 1970
Helliher, Paul 1982
Helm, Todd 1982
Helt, R.D. 1981-82
Hembrough, Shane 1989
Henault, Mark 1973
Henderson 1947
Henderson, Vic 1978-80
Heniff, Ray 1965
Herd, Skip 1970
Herman, Kenny 1960
Hernandez, Ascension 1959
Hernandez, Pepé 2002
Herrman, Jack 1972

Herold, Joe 1968
Hersh, Jeff 1986
Herter, Jeff 1988-89
Hett, Jerod 1999
Hickel, Dustin 2000-02
Hickey, Dennis 1982
Hickey, Rob 1992
Hickman, Joseph 1985
Hicks, Cecil 1987-88
Hicks, Kevin 1974-75
Hicks, Ronnie 1974-76
Hight, Ed 1982-84
Hildebrandt, Rick 1980
Hill, Jeff 1966-69
Hill, Russ. 1970-73
Hill, Ted 1970
Hilstock, Lee 1991-92
Hinkle, Claude 1981-82
Hinman, Aaron 1993
Hinton, Paul 1977-80
Hmielewski, Steve 1979
Hobbs, Farrell 1959-60
Hodison, E. 1951-54
Hodnfield, John 1972
Hodnfield, John 1973-75
Hoffman, Chad 1995-96
Hoffman, Gary 1978
Hoffman, Tracey 1990-91
Hofstra, L. 1947
Hoke, Eric 1989-91
Holberg, Dave 1960
Holbrook, Howard 1988-89
Holland, Jim 2002
Holliday, Brad 1983
Hollomon, Scott 1983-86
Holloway, Dan 1988-91
Holoman, Frank 1957
Holsapple, Scott 1984

Holt, Alan 1967
Holtan, Bill 1950
Honeyman, Rick 1970
Honn, James 1968-70
Honza, Josh 2000
Hoobler, Sid 1971-72
Hooks, P. 1951-52
Horn, Brad 1993
Houston, Ron 1971
Howard, Bill 1958-60
Howard, Gale 1963
Howard, Andrew 1993-97
Howard, Jeff 1992-93
Howard, Joe 1995
Howard, Steve 1976
Howe, Justin 1995-96
Howlett, Scott 1986
Hoytal, Joey 1995-99
Hoytal, John 2000-02
Huber, Tom 1963-65
Huelsman, Chris 2001-02
Huey, Dean 1971
Hughes, Larry 1962
Hughes, Mike 1993
Hull, Sean 1994
Hulsing, Nick 1986
Humbert, Jim 1953
Humphrey, Darryl 2000-02
Humphries, Jack 1946
Hunnicutt, Tracy 1983-84
Hunninghake, Mike 1970-71
Hunt 1947
Hunter, Dewone 1996
Hurla, Brad 1989-90
Hurley, Bob 1969
Hurst, David 1990-91
Huske, Ryan 1997-2001
Huston, Russ. 1972-74
Hutchins, Joel 1969
Huttenhoff, Jim 1956-57
Hysaw, Vernon 1983-84
Hysten, John 1969

Johnson, Mark 1988-90
Johnson, Steve 1984-85
Johnson, Val 1986
Johnson, Wayman 1979
Johnston, Buddy 1994
Jones 1950
Jones, Bob 1962-67
Jones, Cleveland 1955-57
Jones, K. 1949
Jones, Ken 1961
Jones, Robert 1961
Jones, Antwaun 1996-99
Jones, Doug 1981
Jones, Gary 1986
Jones, Jeremy 1995
Jones, Mike 1988-89
Jones, Reggie 1999-2002
Jordan, Ed 1973
Jordon 1947
Josefsberg, Bill 1970-71
Joyce, Mike 1993-94
Jukes 1947
Junk, Mike 1973

-K-

Kabriel, Kyle 2002
Kaempfe, Brent 1988
Kahler, Kerry 1995
Kangieser, Ken 1957
Kaniper, Al 1988-91
Karr, Jim 1971-72
Karras, Jim 1966
Kasnicka, Bill 1949-51
Katzenmeier, Ron 1962-64
Keck, Roy 1949-52
Keefe, Kevin 1985-86
Keeley, Mike 1975-78
Keeth, Richard 1982
Keir, Brett 1990-92
Keller, Layne 1999
Kelley, Larry 1968
Kelly, Joe 1959
Kelly, Les 1955-59
Kelly, Bryce 2001-02
Kelly, Carlos 1995
Kelly, Dwight 1983
Kelly, Pat 1986
Kemp, Rod 1981
Kendall, Mike 1969
Kennard, James 1982
Kenney, Dennis 1967-68
Kent, James 2000
Kepfield 1947
Kepler, Mark 1972-74
Kerns, Will 1994-98
Kidwell, Dennis 1974
Kimball, Bob 1961-62
Kime, Chase 1992
Kincaid, Eric 1993-94
King, Charles 1968
Kingman, Dick 1948
Kingman, Dick 1956-57
Kingston, Kyle 1986-87
Kinimaka, J.D. 1986
Kinney, Greg 1980
Kinney, William 1983
Kippenberger, Mike 1961
Kippes, Glenn 1964
Kirkdall, B. 1958
Kisselbach, Paul 1964
Kissick, Mark 1984
Kitchen, Steve 1982
Kitchener, Michael 2001-02
Kjellberg, Earl 1957
Kleschick, Dave 1989-90
Klingensmith, Tracy 1960
Knap, Mike 1972
Knight, J. 1958
Koch, Jeff 1993-96
Koehlar, Doug 1960
Kolic, Dean 1976
Konrade, Willie 1980-82

-L-

Lannerelli, Ron 1970
Ibarra, Ray 1975
Ingmire, Mike 1979
Ingram, Pat 1962
Ingram, Terry 1986-89
Intravartola, Russ 1981
Irvin, Claude 1952
Iwig, Tim 1978-79

-J-

Jackson, Anthony 1983
Jackson, John 1986
Jackson, Leonard 1991-92
Jackson, Mark 2001-02
Jackson, Matt 2000
Jackson, Robert 1991
Jacobs, Ben 1999-2000
Jamison, Kent 1963-64
Jarcinske, Jack 1990
Jarnigan, Rex 1988-89
Jarvis, Bill 1973-76
Jeffery, Nolan 1992-95
Jelovic, John 1980-83
Jenkins, M. 1958
Jennings, Bob 1948-51
Jensen, Bill 1961
Jensen, Dave 1970-71
Johnson, Cooper 1971
Johnson, Dave 1969
Johnson, Erland 1959-60
Johnson, John 1952-54
Johnson, Lathan 1959-60
Johnson, Bruce 1990
Johnson, Carl 1991
Johnson, Cooper 1972-74
Johnson, Floyd 1993
Johnson, John 1994-98
Johnson, Joshua 2000-01

Koranda, Scot . . . 1988-91
Korte, Gregg . . . 1988
Kosmala, Bobby . . . 1995-96
Kraisinger, Kip . . . 2000-02
Kramer, Hank . . . 1973-75
Krass, Ed . . . 1950-51
Kraus, Gary . . . 1974-75
Kresic, Nick . . . 1983-86
Krupeikis, Len . . . 1967
Kuermaier, Brian . . . 1992-94
Kurpeikis, Lenny . . . 1969

-L-

Lacey, James . . . 1956
Ladner, Robert . . . 1975
Lambert, Bryan . . . 1988-90
Lampkins, Tony . . . 1971
Lampson, Chris . . . 1993
Lane, Steve . . . 1959
Lane, Bruce . . . 1988
Lane, Greg . . . 1990-91
Lane, Rob . . . 1972-73
Lane, Sheldon . . . 1984
Lang, Dan . . . 1971
Lang, Brian . . . 1995-96
Langston, Marc . . . 1977
Large, Joe . . . 1987
Larsen, Eric . . . 1968-69
Lasley, John . . . 1979-81
Lathrop, Jim . . . 1969-71
Laughman, Keith . . . 1971
Laughon, Mike . . . 1961-63
Lawrence, Dan . . . 1973
Lawrence, Jake . . . 2002
Lawson, Dan . . . 1981-82
Lay, Brian . . . 1993-95
Layton, Eric . . . 1977
Lazarus, Denis . . . 1958-60

Lee, B. . . . 1949
Lee, Walter . . . 1957
Lee, Avery . . . 1988
Lee, Cody . . . 1995
Lee, James . . . 1977-80
Leeper, Richard . . . 1972
Lefebure, Kent . . . 1972
Legacy, Warren . . . 1969
Lehman, Cason . . . 2001-02
Leiber, Joe . . . 1959
Leikam, Doug . . . 1977
Leiker, Jeff . . . 1982-83
Leiker, Joseph . . . 2002
Leistikow, Henry . . . 1956-57
Lemus, Frank . . . 1988-89
Leonard, Bob . . . 1979-81
Lesniak, Pat . . . 1992
Lesser, Bill . . . 1960
Lesser, Dode . . . 1963-66
Lesser, Mike . . . 1991
Levi, John . . . 1964
Levitt, T. . . . 1949
Li Volsi, John . . . 1976
Lickhart, Thad . . . 1986
Lindley, James . . . 1960
Lindquist, John . . . 1947-48
Lindsay, Gary . . . 1973
Lindsay, Gary . . . 1961-62
Lindvall, Troy . . . 1996
Link, Blaine . . . 1992
Link, Chester . . . 1991
Link, Shawn . . . 1988-89
Litster, Jack . . . 1950
Little, V. . . . 1949
Littlejohn, David . . . 1989
Llaverias, Federico . . . 1977
Llaverias, Fred . . . 1976-79
Lloyd, Donnie . . . 1983
Lloyd, Jason . . . 1992-95
Lockard, Art . . . 1951-52
Locke, Darren . . . 1985
Lockett, Tyler . . . 1951-52
LoDolce, Dennis . . . 1981
Loftin, Chris . . . 1988

Logan 1947
Logan, Clarence . . . 1979-81
Lombardo, Mike . . . 1980
Long, Charles . . . 1957
Longhofer, Dick . . . 1955-58
Loomis, James . . . 1954-56
Loomis, Bruce . . . 1978-79
Lopez, Mike . . . 1985
Losey, Dave . . . 1989-90
Lovejoy, Luke . . . 1987-88
Lovelady, Kyle . . . 1999-2000
Lowe, John . . . 1991
Lower, Chuck . . . 1960
Lowrance, Bill . . . 1963
Lowrey, Larry . . . 1989
Luebbers, Kevin . . . 1975
Luedke, Tom . . . 1981-82
Luper, Howard . . . 1984
Luttrell, Don . . . 1955-57
Lutz, Mark . . . 1981-83
Lutz, Tim . . . 1975
Lyday, Carlos . . . 1975-76
Lyle, John . . . 1961-62

-M-

Mabon, David . . . 1976
Mack, Pat . . . 2002
Mayes, Jonathan . . . 2002
Maddox, Bill . . . 1960
Maher, Greg . . . 1974-76
Maher, John . . . 1984
Mahone, Keith . . . 1985
Maim, Brad . . . 1997
Majewski, Ed . . . 1975
Makalous, Ray . . . 1967-71
Malm, Brad . . . 1998
Maloy, Ralph . . . 1969-70
Malsom, Andy . . . 1999
Mann, James . . . 1979-80
Markley . . . 1947
Marney, Greg . . . 1976
Marple, Matt . . . 1988-89
Marquardt, Chuck . . . 1983
Marquart, Andy . . . 1969-71
Marshall, Jason . . . 1995-97
Marshall, Kevin . . . 1988-91
Marshall, Warren . . . 1995-96
Marshall, Thomas . . . 1972-73
Martin . . . 1947
Martin, Greg . . . 1968
Martin, Gary . . . 1980-81
Martin, Jason . . . 1995-97
Martin, Steve . . . 1976-77
Martinek, Bob . . . 1946
Martinek, Ron . . . 1978-80
Marvin, George . . . 1970-72
Masenthin, Greg . . . 1976
Mason, Bill . . . 1977
Mason, Bob . . . 1977
Massey, Roger . . . 1963
Mather, A. . . . 1951
Matlock, Kevin . . . 1991
Matney, Chris . . . 1989-90
May, Andy . . . 1987
Maydew, Marvin . . . 1964
Mayes, Jonathan . . . 1999-2002
Mayo, Dennis . . . 1964-66
McAferly, Elmer . . . 1950-52
McBride, Gene . . . 1967-70
McCall, Shane . . . 1983-86
McCann, Chris . . . 2002
McCarter, Scott . . . 1975
McCarthy, Bud . . . 1961
McCarthy, Dave . . . 1970-72
McCartney, Mike . . . 1983-85
McCarvel, Rob . . . 1982-83
McClelland . . . 1947
McClelland, Arnold . . . 1957
McConnell, Bud . . . 1961
McConnell, Dick . . . 1950
McCord, Reginald . . . 1974
McCormick, Kevin . . . 1969-71
McCormick, Gary . . . 1968-69

Medill 1947
Medill, Ric . . . 1980
Meehan, Matt . . . 1995
Megahan, Dave . . . 1964
Mehhof, Craig . . . 1976
Meier, Chris . . . 1994
Meikel, Larry . . . 1973-74
Mejinez, Miguel . . . 1993
Mellen, Bruce . . . 1985-88
Mellor, John . . . 1975
Melvin, Duane . . . 1946-49
Mengarelli, Greg . . . 1985
Menke, Gary . . . 1984
Merrell, Matt . . . 1983-84
Merriman, Chris . . . 1983-84
Messersmith, Greg . . . 1978-80
Metcalfe, John . . . 1992
Metzger . . . 1950
Meyer, Russell . . . 1962
Meyer, Blake . . . 2000-02
Meyer, Carl . . . 1972
Meyer, Joe . . . 1980
Meyer, Quentin . . . 1994
Meyers, Troy . . . 1985
Meza, Dustin . . . 1995-96
Middendorf, Bill . . . 1980-83
Miffleton, Larry . . . 1972-74
Mikaelian, Alex . . . 1983-86
Mikesic, Dave . . . 1962
Mikinski, Steve . . . 1976
Miller . . . 1947
Miller, Curt . . . 1960-63
Miller, Gene . . . 1963
Miller, Ken . . . 1949
Miller, Brett . . . 1992-93
Miller, Chad . . . 1991
Miller, Craig . . . 1972-73
Miller, John . . . 1991-92
Miller, Marcus . . . 2002
Mills, Dale . . . 1958-61
Milner, Marc . . . 1982-85
Meads, Bob . . . 1946-47
Medill 1947



Quarterback Dean Ferrell hands off to Dan West during a game with Emporia State during the 1966 season. Ferrell led the Ichabods in passing yardage during his junior and senior seasons.

McCormick, Spencer . . . 1969
McCourt . . . 1947
McCoy, Iv . . . 1970-71
McCoy, Irvin . . . 1967-68
McCoy, Mike . . . 1976-77
McCrary, Mike . . . 1972
McCrute, Pat . . . 1965-66
McCrumb, Jerry . . . 1985
McCullough, Mark . . . 1983-85
McDaniel, Tim . . . 1990-92
McDermott, Richard . . . 1978
McDonald . . . 1947
McDonald, M. . . . 1951
McDonald, Tony . . . 1983-86
McGhghy, Todd . . . 1990-91
McGivern, John . . . 1979-82
McGlenn, Don . . . 1972-74
McGlone, Jerry . . . 1972
McGovern, Brian . . . 1985-86
McGreedy, Mike . . . 1983-86
McHenry, Tom . . . 1946-47
McIntyre, Gary . . . 1963
McIntyre, Kerry . . . 1976-78
McKenna, Dave . . . 1961
McKernan, Ed . . . 1955-57
McKinley, John . . . 2002
McKinney, Gene . . . 1950
McKinney, J. . . . 1951
McLean, Ed . . . 1981-82
McLeod, Ricky . . . 1971
McLin, Marshall . . . 1957
McMahan, N. . . . 1954
McMichael, C. . . . 1951
McMichael, Craig . . . 1952
McNabb, Phil . . . 1981
McNally, James . . . 1987
McNeal, Colon . . . 1998-2001
McShane, Chuck . . . 1968
McVay, Roger . . . 1979-81
Meacham, Jeff . . . 1981
Meads, Bob . . . 1946-47
Medill 1947

Medill, Mike . . . 1975-78
Medill, Ric . . . 1980
Meehan, Matt . . . 1995
Megahan, Dave . . . 1964
Mehhof, Craig . . . 1976
Meier, Chris . . . 1994
Meikel, Larry . . . 1973-74
Mejinez, Miguel . . . 1993
Mellen, Bruce . . . 1985-88
Mellor, John . . . 1975
Melvin, Duane . . . 1946-49
Mengarelli, Greg . . . 1985
Menke, Gary . . . 1984
Merrell, Matt . . . 1983-84
Merriman, Chris . . . 1983-84
Messersmith, Greg . . . 1978-80
Metcalfe, John . . . 1992
Metzger . . . 1950
Meyer, Russell . . . 1962
Meyer, Blake . . . 2000-02
Meyer, Carl . . . 1972
Meyer, Joe . . . 1980
Meyer, Quentin . . . 1994
Meyers, Troy . . . 1985
Meza, Dustin . . . 1995-96
Middendorf, Bill . . . 1980-83
Miffleton, Larry . . . 1972-74
Mikaelian, Alex . . . 1983-86
Mikesic, Dave . . . 1962
Mikinski, Steve . . . 1976
Miller . . . 1947
Miller, Curt . . . 1960-63
Miller, Gene . . . 1963
Miller, Ken . . . 1949
Miller, Brett . . . 1992-93
Miller, Chad . . . 1991
Miller, Craig . . . 1972-73
Miller, John . . . 1991-92
Miller, Marcus . . . 2002
Mills, Dale . . . 1958-61
Milner, Marc . . . 1982-85
Meads, Bob . . . 1946-47
Medill 1947

Minnifield, Lawrence . . . 1990
Mitchell, Bob . . . 1972-73
Mitchell, Jeff . . . 1980-81
Mnich, Michael . . . 1983-84
Moats, Craig . . . 1972
Molter, Todd . . . 1984
Montgomery, Marlon . . . 2002
Moore, Allen . . . 1990-91
Moore, Mike . . . 1979-81
Morales, Jose . . . 1987
Moran, Rickard . . . 1985
Morano, Joe . . . 1971
Morese, John . . . 1981
Morgan, James . . . 1967
Morgan, Cory . . . 1994
Morgan, Cory . . . 1995
Morgan, Joshua . . . 2000-01
Morgan, Michael . . . 1973-75
Morris, Evan . . . 1981
Morris, Terron . . . 1983
Morris, Zachery . . . 1986
Morrison, Lonnie . . . 1962-63
Morrow, Dennis . . . 1961
Morton, Mark . . . 1978-79
Mouhourtis, Mike . . . 1982
Mueller, Bill . . . 1962
Mulcahy, Casey . . . 1998-2000
Mun, Percy . . . 1962
Munson, Larry . . . 1983
Murphy, John . . . 1970
Murphy, Dave . . . 1986-88
Murray, Dave . . . 1970-71
Murray, Andy . . . 1992
Murray, Jim . . . 1980
Murrell, Ken . . . 1960-61
Muxlow, Paul . . . 1969
Myers, D. . . . 1958
Myers, Lawrence . . . 1956
Myers, Anthony . . . 1977
Myers, Brooks . . . 2002
Myers, James . . . 1996
Myers, Troy . . . 1986

Nachbar, John . . . 1974

-N-
Nall, Jerry . . . 1983-86
Napaver, Matt . . . 1999-2001
Nally, Zac . . . 1971
Naramore, Nick . . . 2000
Nardella, Marc . . . 1995-99
Neaderhiser, Tim . . . 1998
Neal, Dave . . . 1971-72
Neely, Kurt . . . 1988-89
Nehf, Steve . . . 1980-81
Nelson, Chuck . . . 1953-55
Nelson, Niles . . . 1951-52
Nelson, Bobby . . . 2002
Nelson, Jon . . . 1988
Nelson, Kent . . . 1980
Nelson, Zeb . . . 2000-01
Newbery, Keith . . . 1994-97
Newell, Max . . . 1953
Newman, Dan . . . 1983
Newsom, David . . . 1988-89
Ney, Dick . . . 1959-60
Nichels, Woody . . . 1974-76
Nichols, Rick . . . 1982
Nickel, Joel . . . 1992
Nickel, Todd . . . 1985
Nickels, Woody . . . 1973
Nilles, Gus . . . 1946-47
Noblitt, Bob . . . 1963-64
Nolder, Ralph . . . 1966
Noller, Gabe . . . 1995
Noot, Dave . . . 1989-92
Norman, Larry . . . 1989
Norstrom, Eric . . . 1994
Norway, Ron . . . 1961
Nowicki, Fred . . . 1963
Nuss, Larry . . . 1959
Nyfeler, R. . . . 1958
Nyp, Nicholas . . . 2002
Nypaver, Matt . . . 1972



-O-

O'Brien, J.T. 1991
 O'Connor, Joe. 1962
 O'Donnell, Larry 1985
 O'Hara, Bymer 1995-98
 O'Neal, Joe 1991-93
 O'Neil, James 1946-47
 O'Neill, Andy 1976-80
 O'Rear, Ronny. 1963
 O'Sullivan, Pete ... 1974-76
 Oczo, Arthur 1994
 Ogle, Bob 1960-61
 Ohmes, David 1971-72
 Oland, David 1986
 Olsen, Paul 1946
 Olsen, Lincoln 1996
 Olson, Tony 1983
 Oroke, Roger. 1962
 Ortiz, Tom 1957
 Ortiz, Dana 1984
 Orton, Jim 1969-71
 Otting, Eric 1985-88
 Otwell, Clayton ... 2000-02
 Owen, John 1981
 Owens, Don 1961
 Oyler, Gary 1962
 Padilla, A. 1949-50
 Palace, John 1946-47
 Palecki, Scott 1991
 Palenske, Fred 1980-82
 Palensky, James 1983
 Paquette, Scott 1988
 Parish, Ralph 1952
 Parker, Josh 1993-96
 Parmet, Mark 1994
 Parr, LeRoy 1983
 Parsons, Greg 1979
 Parsons, Mike 1991
 Pascek, Vince 1988
 Pasley 1947
 Patterson, Dick ... 1957-60
 Patterson, Pearl ... 1957
 Pattison, Ty 1995
 Pavlis, John. 1966-70
 Peacock, Wayne ... 1991-92
 Pearman, Phillip ... 1986
 Peck, Kevin 1993-95
 Peel, Brian 2000-2002
 Peer, G. 1958
 Pennington. 1947
 Peoples, Ira 1995-98
 Percy, G. 1954-55
 Perkins, Jerry. 1960-63
 Perkins, John 1986-87
 Perkins, Scott 1994
 Perry, Bill 1961
 Perry, Ken 1959-60
 Perry, Herbert 1975
 Perry, Mike 1978-81
 Petefish, David 1993
 Peterson, Gary 1958-61
 Peterson, Pete 1950
 Peterson, Vincent ... 1976
 Pettengill, Michael ... 1989
 Pettet, Gene 1970-72
 Pettway, Charles ... 1962-63
 Peyton, Darrell 1952-57
 Peyton, John. 1959
 Pfannenstiel, Bob ... 1961-62
 Pfannenstiel, Jerrell ... 2002
 Phillips, Clay 1985-88
 Phillips, J.R. 2001-02
 Phipps, Corey 1997-2001
 Pickens, Frank. 1963-64
 Pierce, Derrick 1988-91
 Pierce, Kevin 2001-02
 Pierce, Kyle 1981-82
 Pilars, Ed 1982
 Pinkard, Bill 1967
 Pintozzi, Joey 1995
 Piper, Craig 1980
 Pippens, Quince ... 1984-85

Pitcher, Camron ... 1991-92
 Pitchford, Jamin ... 1995
 Pitckett, Allen 1976
 Pitsch, David 1979-81
 Podojil, Brad 1992-94
 Podzielny, Steve ... 1983-85
 Poindexter, Ed 1986-87
 Poke, John. 1972-74
 Pokrywka, Steve ... 1979-81
 Poling, Jeremy 1994-95
 Pollock, Steve 1978-79
 Pollom, Joe 1946-48
 Polson, David 1990
 Pool, Howard 1952-53
 Pooley, Michael ... 1988-89
 Popejoy, Don 1957-58
 Potter, Kirk 1991-94
 Potter, Tony 1987
 Potts, Jeremy ... 1998-2001
 Powell, Rex 1967
 Powell, Allan 1980-81
 Powers, Fred 1988
 Powers, Tim 1995-96
 Poynter, A.C. 1982-83
 Pratt, J. 1947
 Prevatt, Jim. 1959
 Price, John 1979
 Price, Kent 1979-80
 Prince, Don 1967-69
 Pringel, Jim 1973
 Prochaska, Dave. ... 1964
 Prochazka, Dan ... 1987-90
 Prothe, Eric 1981
 Pryor, Brady 1979-80
 Ptacek, Ed. 1968-70
 Ptacek, Michael 1952
 Pudliner, Albert ... 1967
 Pulliam, Jeffrey ... 2002
 Pulliam, John 1980-83
 Pusateri, John 1961-62

-Q-

Quinn, M. 1958
 Quinones, Eduardo 1983-84

-R-

Rabon, Loren 1962
 Ragland, Maurice ... 1992-95
 Ragusaa, J. 1951
 Rahmeyer, Dave ... 1980
 Rainer, Brandon 1998-2001
 Ramirez, Bobby ... 1991-92
 Ramsey, Steve. 1970-73
 Randzio, Anthony ... 1983
 Ratto, Greg 1989
 Rauschelback, Jerry ... 1980
 Rayford, Lorenz ... 1986-87
 Redd, Blake 1988-91
 Redd, Franklin ... 1983-84
 Redmond, Brent ... 1984
 Reed, John 1959-60
 Reed, Damon 1991
 Reed, Dwayne 1973
 Reedy, Dennis 1981
 Reese, Eryc 1992-95
 Regini, Kevin 1983
 Reichart, Jerry ... 1946-49
 Reichert, Neil 1946
 Reid, Larry 1947-48
 Reid, Anthony 1989-90
 Reilley, Dave. 1966-68
 Reilly, Dan 1989
 Reininger, Chad ... 1979-80
 Reitz, Randall 1991
 Remais, Ted 1997-2000
 Remboldt, Dan ... 1982-84
 Remboldt, Mark ... 1981-84
 Remington, Scott ... 1975
 Renner, Marv 1967-69
 Reppart, J. 1951
 Reuter, Buck ... 1997-2000
 Reynolds, Greg 1990-91

Reynolds, Marcus ... 1991
 Rhinehart, Casey ... 1995-99
 Rhodd, Brian 1990
 Rice, Kiley 1991-94
 Richards, Dean 1987
 Richardson, J.J. 1999
 Rickel, Dan. 1960
 Rickel, Virgil 1958-59
 Rickel, Cleon. 1972
 Ridgeway, Ed. 1953
 Rigby, Scott 1988-91
 Rigby, Shawn 1988-89
 Rigenberg, Dave. ... 1968
 Robertson, Wade ... 1957
 Robinson, Leroy ... 1958-61
 Robinson, Stevie ... 1982
 Robyak, Bob 1962-63
 Rock, Dick 1948
 Roda, Doug 1960
 Rodden, Jim 1976-79
 Rodee, Tim 1972
 Roepke, Bob 1970-71
 Roessler, Dan 1993
 Roether, Jeff 1972-73
 Rogan, Don 1971
 Rogers, Jerry 1946-49
 Rogers, Lenny. 1962-64
 Rogers, Richard ... 1971
 Rogers, W. 1958
 Rogers, Pat 1998-99
 Rogers, Richard ... 1972
 Rogers, Trent 1984-84
 Rogge, Jim 1957
 Rohr, Darrin 1985-86
 Rolfe, Dan 1980
 Roman, Mickey. ... 1964-66
 Ronan, Bill 1976
 Roscetti, Pete 1963-64
 Rose, Monte 1969-70
 Rose, Shawn 1986-87
 Rosenstengle, Rick ... 1983
 Ross, Jason 2000-02
 Rosson, Loren. 1962
 Roth, John 1971
 Roth, Eric 1999-2002
 Roubison, Jeremy ... 1998
 Roy 1947
 Roy, Mike 1978-81
 Rozario, Brandon ... 1995
 Rozwick, Jeff 1991
 Rucker, Andy 1995-97
 Ruder, Dave 1988-91
 Runte, John 1981-82
 Rupert, Jim 1946-49
 Rupert, Dave 1982-83
 Russum, Jim 1959-60

-S-

Sabel, Rick 1975
 Saia, Shawn 1979-81
 Sailer, John 1962-66
 Samarri, Mark 1975-79
 Sample, Dale. 1970-71
 Sandusky, Tom 1972
 Sankavadana, Sakornrat ... 1974
 Sapp, Willie 1995-97
 Sardo, Jim 1981
 Sargent, Dan 1995
 Sarkesian, Mike 1978
 Saucier, Ralph 1981-82
 Sawyer, Dean 1946-47
 Sawyer, Jerry. 1965-68
 Scago, Frank. 1968
 Schaefer, Jacob 1956
 Scharnhorst, Todd ... 1988-90
 Scharzt, Joe 1993-96
 Scharzt, Kyle 1975
 Schembri, Larry ... 2000-02
 Scherzer, Pat. 1962-65
 Schlegel, Tim 1983-84
 Schlyer, John 1964
 Schmanke, G. 1958

Schmanke, Ken 1984-87
 Schmidt, Mayo 1975-78
 Schmidt, Nathan ... 1998
 Schmieder, Larry ... 1984
 Schmile, Luke 1978-82
 Schmitt, Steve ... 1977-80
 Schneider, Jeff 1995
 Schoo, Steve 1980
 Schrader, Don 1949
 Schroeder, Darin 1997-2000
 Schroeger, Mike ... 2001-02
 Schuerman, Tyler ... 2000-02
 Schultz, John 1967
 Schultz, Greg 1982
 Schultz, Larry 1978
 Schutter, Bob 1953
 Schutter, Matt 1982-83
 Schwarz, Bob 1969
 Schwarz, Bret 1983-84
 Schwerdt, J. 1955
 Scollieri, Tony 1994-97
 Scott, Jeff 2002
 Seals, Rory 1992-94
 Seaman, Dennis. ... 1969
 Searcy, Bob 1982-84
 Seidel, Jim. 1954-59
 Seidl, Carl. 1971
 Seiler, Greg 1997
 Senn, H. 1949
 Senogles, Brent ... 1994-98
 Serbick, M. 1949-51
 Severs, Greg 1978
 Seymour, Jim. 1959-62
 Shaeffer, J. 1955
 Shank, Gary 1957
 Shanks, Mik 1983-87

Sharp, Ed 1948
 Sharp, Brett 2002
 Shaw, Bob. 1953-54
 Shaw, Bret 1984-86
 Sheahon, Mike 1975-78
 Sheble, Frank 1959-60
 Sheehan, Steve ... 1986-88
 Sheffield, Adrian ... 1983
 Shelinbarger, Bob. ... 1965-67
 Shelinbarger, Leon. ... 1960-63
 Shelinbarger, Marv. ... 1970
 Shelingbarber, Bob. ... 1964
 Shell, Larry 1957
 Shelton, Chris 1993
 Shepherd, Mike 1984
 Shields, Bob 1946-48
 Shields, Brett 1981
 Shirley, Donovan ... 1990-93
 Short, Ben 1979-82
 Shorter, James 1986
 Showalter, Gary ... 1970-71
 Sias, Alex 1977-80
 Sica, Robert 1983
 Sigg, Aaron 1992-94
 Silovsky, Paul 1981-84
 Silva, David 1979-82
 Silver, Jim 1976-79
 Simecka, Jay 1990
 Simmons, Chris ... 2000-02
 Simpson, Ken 1954-57
 Simpson, Anthony ... 1992-93
 Simpson, Charles ... 1975
 Sims, Gary 1974-76
 Sipotz, Mike 1963-66
 Sisk, Scott 1994-98
 Sjostedt, Dana 1970

Slusser, Troy 1984-88
 Small, Keith 1993-94
 Small, Mark 1983-85
 Smith 1947
 Smith, Bob 1953-54
 Smith, Ralph. 1961-62
 Smith, Ray. 1969-71
 Smith, Sharpe 1950
 Smith, Wally. 1952
 Smith, Wesley. 1971
 Smith, Avery 2001-02
 Smith, Brain 1981-82
 Smith, Clay 1983-84
 Smith, Corey 1991
 Smith, Dan 1994-97
 Smith, Darold. 2000-02
 Smith, David 1977
 Smith, Erik 1993-94
 Smith, Jeremy 1992-93
 Smith, Jermaine 1999-2001
 Smith, Neal 1995-96
 Smith, Nick 2000-02
 Smith, Ralph. 1972
 Smith, Rick 1974-75
 Smith, Rod 1982
 Smith, Stuart 1981-82
 Smith, Travis 1996-98
 Smith, Travis 2000-02
 Smith, Troy 1994
 Smith, Wesley. 1972
 Snedegar, Mike. ... 1969-70
 Snedegar, Rick 1970
 Snider, Paul 1993-94
 Snodgrass, Wendell 1993-94
 Snyder, C. 1949
 Snyder, Cody ... 1998-2001



Quarterback Mike Atkins passes the ball during a game during the 1978 season versus Wayne State. Atkins sets atop the Ichabod passing charts holding the school record for passing attempts in a career (866), season (345) and game (63). He also hold the record for pass completions in a career (442), season (183) and game (34).

Soetaert, Richard 1970
 Sonte, Monte 1975
 Soucy, Bob 1953-54
 Southard, Dave 1966
 Speer, Dan 1974
 Spellerberg, Bill 1969
 Spence, Jim 1990
 Spies, Wade 1995
 Spiker, Kerry 1974-75
 Sprouse, Chuck 1979-80
 Stackpole, Michael 1997-99
 Stadler, Jerry 1959
 Stadler, Rick 1979
 Stalker, Norman 1956-58
 Stambaugh, Don 1953-54
 Stanchfield, Colby 1995
 Standiferd, Lin 1970
 Stanfield, Jim 1994
 Stanhope, Bill 1966-67
 Stansbury, Bill 1954-57
 Stansbury, Cliff 1951-54
 Starbuck, Clifford 1956
 Starbuck, Larry 1958-61
 Starbuck, Mike 1961
 Starbuck, Scott 1984-86
 Stark, Kevin 1979-80
 Startton, Mark 1980
 Stattelman, A.J. 1995-96
 Stauffer, John 1972-73
 Stedman, Troy 1986-87
 Steele, C. 1951
 Steen, George 1972-75
 Stegman, Steve 1993-94
 Stein, Gerald 1952
 Steinbock, Jay 1981
 Steinle, Brad 1982-83
 Steinmeyer, D. 1949
 Stenzel, Greg 1988-89
 Stevens 1947
 Stewart, Don 1969
 Stewart, Kris 1998-99
 Stice, Greg 1968
 Stindt, Bruce 1984-88
 Stokes, Zuri 1993-96
 Stone, Eugene 1983
 Stone, Monte 1974
 Stones, Brent 1996-97
 Stous, Kevin 1986
 Stous, Roger 1982-83
 Stratton, Marc 1981
 Strimple, Clyde 1947-50
 Stringer, Joe 1982-84
 Strommen, Pal 1987
 Stroud, Don 1951-54
 Stroud, Keith 1981
 Stuart, Jime 1977
 Stubblefield, Mike 1999-2000
 Stuke, Jim 1964-67
 Suggs, Ron 1986-87
 Sullivan, Tom 1967
 Summers, Jeff 1990
 Summerville, Steve 1979
 Sutherland, Kent 1964
 Sutter, John 1965
 Swafford, Don 1976
 Swanson, Rodger 1990-91
 Swart, Jeff 1971
 Swartz, Norman 1956
 Swartz, Willie 2002
 Swietek, Tim 1980-84
 Swingle, Brien 1993
 Swirls, Chris 1995-97
 Swisher 1947
 Swyden, Forrest 1980-81
 Symington, Chirs 1983

-T-

Tacca, Steve 1983-85
 Talley III, Henry 2002
 Tangye, Chris 1995-1999
 Tarwater, Kyler 1986
 Tate, John 1976
 Tatum, Eric 2000-2002

Tauscher, Doug 1980
 Taylor, Charles 1967
 Taylor, Bret 2001-02
 Taylor, Clarence 1974-77
 Taylor, Eric 2000-02
 Taylor, George 1988
 Taylor, Jeff 1981-82
 Taylor, Preston 1997-2000
 Teddy, Jason 1994-95
 Templar, Joe 1949
 Tenbrink, Todd 1994-97
 Terhune, Andy 2002
 Terrell, Steven 2001
 Terry, Doug 1988
 Thatch, Alex 1983
 Theil, Wally 1964
 Theis, Ron 1965
 Thogmartin, Russell 1979-82
 Thomas, Billie 1970
 Thomas, Chris 1990-91
 Thomas, Fred 1974-76
 Thomas, Toby 1994
 Thompson, Ted 1952
 Thompson, Craig 1981
 Thompson, Justin 2002
 Thompson, Theopolious 1973
 Thorne, Mark 1975
 Thornhill, James 1990-93
 Thursby, Ben 2001-02
 Tialdo, Ron 1966
 Tice 1947
 Tidwell, Edgar 1964
 Tiesing, Rodger 1963-66
 Tillman, Harold 1986-87
 Tilton, Rich 1969
 Tinklin, Cory 2002
 Toby, Adam 2000-02
 Todd, Chad 1996-2000
 Todd, Joey 2000
 Toelkes, Mike 1962
 Toews, Shane 1994
 Tomassi, David 1999-2002
 Tomassi, Jason 1999
 Tomlinson, Bruce 1971-72
 Tompkins, Bob 1971-72
 Toth, Steve 2002
 Townner, Galen 1969-70
 Toy, Paul 1983
 Trice, Robert 1992
 Trice, Russel 1985
 Trimble, Tony 1989
 Tsaffaras, Andy 1985-86
 Tubbs, C. 1949
 Tucker, Terry 1956
 Tucker, Rick 1981
 Turek, Danny 1991-92
 Turner, Jack 1970
 Turner, Larry 1983-85
 Twombly, Adrian 1993
 Tyler, Jesse 1989-90

-U-

Ulsh, Ray 1949-50
 Underwood, Terry 1972
 Ure, Larry 1970

-V-

Vacek, Ed 1984-85
 Vail, Glenn 1970
 Valburg, Tony 1983
 Valcour, Doug 1970
 Van Allen, Peter 1971-74
 Van Riper, Lee 1969-71
 Van Sickle, Mike 1982-86
 Vandiver, David 1983
 Vaughn, Marcus 1981
 Verser, Robin 1974
 Vigilante, Chuck 1983
 Voelker, Rodney 1964
 Voelker, Ted 1971
 Voights, Jim 1959-60
 Voorhees, Gary 1987

Votypka, Will 1991
 Vughn, Jason 1981

-W-

Wabby, Jim 1964
 Wade, Darren 1988
 Wagenknecht, Scott 1991
 Waggamann, Pat 1963-64
 Wagner, Steve 1969-71
 Wagner, Dan 1974-77
 Wagner, Richard 1975
 Wahl, Bill 1973
 Waldo, Bill 1964
 Walker, Wayne 1971
 Walker, Aaron 1983
 Walker, Aaron 1984-86
 Walker, James 1985
 Walker, Shawn 1995
 Walker, Wayne 1972-74
 Wall, Dick 1967-68
 Wallace, Bob 1964-65
 Wallerstedt, Jim 1962
 Wallick, Bill 1952
 Walsh, Bill 1971
 Walstrom, Jeff 1997-98
 Waltz, John 1973
 Wandix, Dashiell 1986-89
 Wapp, Mike 1972
 Warner, Tom 1951-52
 Warren 1947
 Warren, Donald 1982
 Warren, Israel 1986
 Warren, Robert 1972-75
 Warrick, Wes 1980-82
 Washington, Brandon 1991
 Watson 1947
 Watts, Tim 2000-02
 Webber, Grant 1993-96
 Weddle, Mark 1994
 Weeks, Scott 1979
 Weigel, Steve 1968-69
 Weinbrecht, Mike 1963-66
 Weinkoetz, Eric 1988
 Weissbeck, Rick 1979
 Weisert, Don 1994
 Weissbeck, Jim 1978-80
 Weissbeck, Rick 1980
 Weixelman, Paul 1975
 Welch, Mike 1983-86
 Welcher, Robert 1956
 Wellman, Jack 1964-66
 Wells, Joe 1990-92
 Wells, Russ 1994
 Wenstrand, Eldon 1983-84
 Werner, Bob 1976
 Wert, Chuck 1969
 West, Bob 1949-50
 West, Dan 1965-68
 Western, Jim 1976
 Westgate, Mike 1969-72
 Wheat, Todd 1992
 Wheeler, Kevin 1995-99
 Whiffen, John 1957
 Whitbeck, Bob 1970
 White, Charles 1964-66
 White, D. 1951
 White, George 1978
 White, Ryan 1991
 White, Sam 1977
 Whited, Greg 1981
 Whitehead, D. 1951
 Whiteman, Keith 1961
 Whiting, William 1983
 Whitt, Rick 1967-68
 Whittle, Chris 1997-2001
 Whitwam, Todd 1982
 Wickliffe, Lewis 1982
 Wickstrum, Keith 1969
 Wicox, C. 1947
 Wiegers, Rich 1963
 Wiemers, Dave 1989-90
 Wier, Allan 1992
 Wilcots, Craig 1987



Running back Dino DeLisa carries the ball against Fort Hays State during the 1983 season, the last conference championship for the Ichabods. DeLisa finished the season with 1,185 yards setting a new Washburn record becoming the first running back to eclipse the 1,000-yard mark. DeLisa finished his Washburn career with a school-record 2,794 yards on 665 carries and 29 touchdowns.

-Y-

Yager, Gary 1972-75
 Yager, Mark 1976
 Yaria, Joe 1966
 Yaws, Jay Jay 1981-82
 Yeoman, Gene 1946
 Youman, Wayne 1994-95
 Young 1947
 Young, Edmond 1969
 Young, Cage 1992
 Young, David 1995
 Young, Derek 1999-2002

-Z-

Zandevakili, Andre 2000-02
 Zanella, Ronald 1970
 Zeil, Bruce 1984
 Zeller, Dave 1976
 Zimmer, John 1986-87
 Zlatnik, Alan 1978
 Zwiener, Michael 1990

Editors Note: Every effort has been made to accurately list every former player. Please contact the Washburn Sports Information Office for any adjustments.



YEARLY SUMMARY

Year	WU Coach	Record	PCT	CONF	PCT	CONFERENCE	CHAMPION	WU PTS	OPP PTS
1891	Unknown	1-4-0	.200	•	•	Intercollegiate Athletic	•	46	146
1892	Unknown	0-2-0	.000	•	•	•	•	0	80
1893	Unknown	1-0-0	1.000	•	•	•	•	18	0
1894	W.M. Gains	3-1-0	.750	•	•	•	•	76	30
1895	No Record of Games Played								
1896	W. Griffith	6-1-1	.813	•	•	•	•	126	50
1897	Paul Coldren	7-1-0	.875	•	•	•	•	90	14
1898	Paul Coldren	4-0-1	.900	•	•	•	•	81	23
1899	William Medford	2-5-2	.333	•	•	•	•	34	91
1900	Ben Owen	6-2-0	.750	•	•	•	•	194	22
1901	Lawrence Banks	3-2-3	.563	•	•	Kansas Conference	•	47	46
1902	H. Ward Page	3-4-0	.429	•	•	Kansas Conference	•	34	123
1903	A.R. Kennedy	7-0-1	.938	•	•	Kansas Conference	•	168	6
1904	John Outland	7-2-0	.778	•	•	Kansas Conference	•	183	29
1905	John Outland	7-3-0	.700	•	•	Kansas Conference	•	137	83
1906	Garfield Weede	8-1-3	.792	•	•	Kansas Conference	•	151	11
1907	Garfield Weede	8-0-0	1.000	5-0-0	1.000	Kansas Conference	WASHBURN	124	11
1908	Garfield Weede	4-5-1	.444	•	•	Kansas Conference	•	86	104
1909	Robert Stewart	4-4-0	.500	•	•	Kansas Conference	•	95	146
1910	Robert Stewart	4-4-0	.500	•	•	Kansas Conference	•	115	100
1911	William Lloyd Driver	3-5-1	.389	•	•	Kansas Conference	•	65	99
1912	William Lloyd Driver	5-3-0	.625	•	•	Kansas Conference	•	129	51
1913	Glen Gray	3-3-2	.500	•	•	Kansas Conference	•	95	61
1914	Glen Gray	5-3-0	.625	•	•	Kansas Conference	•	113	77
1915	Glen Gray	2-5-1	.313	•	•	Kansas Conference	•	42	133
1916	A.R. Kennedy	3-6-0	.333	•	•	Kansas Conference	•	47	166
1917	A.R. Kennedy	2-6-2	.300	•	•	Kansas Conference	•	45	107
1918	Ernest Bearg	4-1-0	.800	•	•	Kansas Conference	•	90	38
1919	Ernest Bearg	7-1-1	.833	•	•	Kansas Conference	•	212	40
1920	Dwight Ream	5-2-3	.650	•	•	Kansas Conference	•	82	63
1921	Dwight Ream	3-5-1	.389	•	•	Kansas Conference	•	54	111
1922	G.D. Vosburg	1-7-0	.125	•	•	Kansas Conference	•	37	184
1923	George Woodward	0-8-2	.100	•	•	Kansas Conference	•	28	124
1924	George Woodward	2-7-0	.222	•	•	Kansas Conference	•	37	124
1925	George Woodward	2-4-1	.357	•	•	Kansas Conference	•	16	52
1926	George Woodward	3-4-1	.438	•	•	Kansas Conference	•	52	97
1927	Roy Wynne	1-7-0	.125	•	•	Kansas Conference	•	21	130
1928	Roy Wynne	2-7-0	.222	•	•	Central Conference	•	51	148
1929	Ernest Bearg	5-6-0	.455	•	•	Central Conference	•	100	110
1930	Ernest Bearg	7-2-0	.778	•	•	Central Conference	•	189	92
1931	Ernest Bearg	7-3-0	.700	•	•	Central Conference	WASHBURN	101	66
1932	Ernest Bearg	6-3-1	.650	•	•	Central Conference	•	125	67
1933	Ernest Bearg	4-6-1	.409	•	•	Central Conference	•	75	55
1934	Ernest Bearg	2-5-1	.313	•	•	Central Conference	•	37	67
1935	Ernest Bearg	4-6-0	.400	•	•	Missouri Valley (MVC)	•	108	103
1936	Elmer Holm	2-6-1	.278	•	•	MVC	•	53	148
1937	Elmer Holm	0-10-0	.000	•	•	MVC	•	38	209
1938	Elmer Holm	6-3-0	.667	•	•	MVC	•	160	160
1939	Elmer Holm	6-4-0	.600	•	•	MVC	•	145	148
1940	Elmer Holm	4-6-0	.400	•	•	MVC	•	137	198
1941	Elmer Holm	5-2-2	.667	•	•	Central Intercollegiate	•	144	69
1942	Bob Raugh	1-6-0	.143	•	•	CIC	•	21	148
1943	Bob Raugh	2-4-2	.375	•	•	CIC	•	52	112
1944	Dee Errickson	1-6-0	.143	•	•	CIC	•	24	223
1945	Lew Lane	3-1-0	.750	•	•	CIC	•	60	34
1946	Dick Godlove	6-2-1	.722	•	•	CIC	•	138	86
1947	Dick Godlove	7-1-0	.875	•	•	CIC	•	159	56
1948	Dick Godlove	3-5-1	.389	•	•	CIC	•	177	125
1949	Dick Godlove	7-2-0	.778	•	•	CIC	WASHBURN	249	136
1950	Dick Godlove	3-4-1	.438	•	•	CIC	•	82	120
1951	Dick Godlove	6-3-0	.667	•	•	CIC	•	196	160
1952	Dick Godlove	4-5-0	.444	•	•	CIC	•	143	163
1953	Dick Godlove	7-1-0	.875	•	•	CIC	WASHBURN	170	46
1954	Dick Godlove	6-2-0	.750	•	•	CIC	WASHBURN	120	100
1955	Dick Godlove	6-2-1	.722	•	•	CIC	•	185	111
1956	Dick Godlove	3-6-0	.333	•	•	CIC	•	134	163
1957	Dick Godlove	5-4-0	.556	•	•	CIC	•	194	148
1958	Dick Godlove	4-5-0	.444	•	•	CIC	•	131	124
1959	Ralph Brown	3-6-0	.333	•	•	CIC	•	90	156
1960	Ralph Brown	3-6-0	.333	•	•	CIC	•	120	173
1961	Ralph Brown	3-6-0	.333	1-4-0	.200 (5th)	CIC	Pittsburg State	115	194

Year	WU Coach	Record	PCT	CONF	PCT	CONFERENCE	CHAMPION	WU PTS	OPP PTS
1962	Ellis Rainsberger	4-5-0	.444	2-3-0	.400 (4th)	CIC	Nebraska-Omaha	125	207
1963	Ellis Rainsberger	5-4-0	.556	2-2-0	.500 (3rd)	CIC	Nebraska-Omaha	179	108
1964	Ellis Rainsberger	8-1-0	.889	4-0-0	1.000 (1st)	CIC	WASHBURN	182	53
1965	Ed Linta	2-6-1	.278	1-3-0	.250 (4th)	CIC	Nebraska-Omaha	88	217
1966	Ed Linta	2-7-0	.222	1-3-0	.250 (4th)	CIC	Pittsburg State	87	164
1967	Bill Schaaake	0-9-0	.000	0-4-0	.000 (5th)	CIC	Nebraska-Omaha	53	302
1968	Bill Schaaake	2-7-0	.222	1-3-0	.250 (4th)	CIC	Nebraska-Omaha	81	241
1969	Harold Elliott	5-5-0	.500	3-3-0	.500	Rocky Mountain	Northern Colorado	169	234
1970	Harold Elliott	5-3-2	.625	•	•	RMAC	Pittsburg State	186	161
1971	Bob Noblitt	5-5-0	.500	•	•	RMAC	Northern Colorado	176	151
1972	Bob Noblitt	4-6-0	.400	•	•	Great Plains	Emporia State	166	182
1973	Bob Noblitt	3-6-1	.350	•	•	GPAC	ESU./N. Colorado		
1974	Larry Elliott	8-3-0	.725	3-2-0	.625 (3rd)	GPAC	Northern Colorado	214	162
1975	Larry Elliott	5-5-0	.500	2-3-0	.400 (T4th)	GPAC	Northern Colorado	227	152
1976	Larry Elliott	6-4-0	.600	4-2-0	.667 (4th)	Central States	Nebraska-Kearney	200	210
1977	Larry Elliott	6-3-1	.650	4-2-1	.643 (T3rd)	CSIC	Nebraska-Kearney	268	229
1978	Larry Elliott	4-6-0	.400	4-6-0	.400 (T7th)	CSIC	Nebraska-Kearney	208	222
1979	Gary Hampton	4-6-0	.400	2-5-0	.286 (T7th)	CSIC	Nebraska-Kearney/PSU	163	193
1980	Gary Hampton	2-8-0	.200	1-6-0	.143 (T7th)	CSIC	Nebraska-Kearney	166	321
1981	Glenn Jagodzinske	3-7-0	.300	3-4-0	.429 (T4th)	CSIC	Pittsburg State	92	215
1982	Glenn Jagodzinske	1-9-0	.100	1-6-0	.143 (6th)	CSIC	Nebraska-Kearney/PSU	96	248
1983	George Tardiff	8-2-0	.800	6-1-0	.857 (1st)	CSIC	WASHBURN	226	132
1984	Tardiff/Larry Elliott	2-8-0	.200	2-5-0	.286 (T6th)	CSIC	Nebraska-Kearney	134	333
1985	Larry Elliott	4-7-0	.364	2-5-0	.286 (7th)	CSIC	Pittsburg State	198	266
1986	Larry Elliott	8-3-0	.727	5-2-0	.714 (T2nd)	CSIC	Pittsburg State	279	218
1987	Larry Elliott	6-5-0	.545	5-2-0	.714 (2nd)	CSIC	Pittsburg State	253	233
1988	Larry Elliott	7-4-0	.636	5-2-0	.714 (T2nd)	CSIC	Pittsburg State	291	233
1989	Larry Elliott	3-7-0	.300	3-7-0	.300 (9th)	Missouri Intercol.	Pittsburg State	132	240
1990	Dennis Caryl	4-6-0	.400	4-5-0	.450 (T5th)	MIAA	Pittsburg State	112	214
1991	Dennis Caryl	1-10-0	.091	1-8-0	.111 (10th)	MIAA	Pittsburg State	94	304
1992	Dennis Caryl	2-8-0	.200	2-7-0	.222 (8th)	Mid-America Intercol	Pittsburg State	177	341
1993	Caryl/Andy Williams	0-10-0	.000	0-9-0	.000 (10th)	MIAA	Missouri Southern	171	414
1994	Tony DeMeo	2-8-0	.200	2-7-0	.222 (8th)	MIAA	Pittsburg State	200	390
1995	Tony DeMeo	4-6-0	.400	3-6-0	.333 (T7th)	MIAA	Pittsburg State	231	232
1996	Tony DeMeo	4-6	.400	4-5	.450 (7th)	MIAA	PSU/Northwest Missouri	234	241
1997	Tony DeMeo	3-8	.273	2-7	.222 (8th)	MIAA	Northwest Missouri	207	263
1998	Tony DeMeo	4-7	.364	3-6	.333 (T6th)	MIAA	Northwest Missouri	255	347
1999	Tony DeMeo	6-5	.545	4-5	.444 (T5th)	MIAA	Northwest Missouri	283	280
2000	Tony DeMeo	5-6	.454	3-6	.333 (6th)	MIAA	Northwest Missouri	347	309
2001	Tony DeMeo	3-8	.272	2-7	.222 (9th)	MIAA	Pittsburg State	263	400
TOTALS		443-512-44	.465						

Note: • unknown information

WASHBURN COACHING FACTS

COACHING RECORDS

Coach (Years)	Record	Coach (Years)	Record
W.M. Gains (1894)	3-1-0	Elmer Holm (1936-41)	23-31-3
W. Griffith (1896)	6-1-1	Bob Raugh (1942-43)	3-10-2
Paul Coldren (1897-98)	11-1-1	Dee Erickson (1944)	1-6-0
William Melford (1899)	2-5-2	Lew Lane (1945)	3-1-0
Ben Owen (1900)	6-2-0	Dick Godlove (1946-58)	67-42-4
Lawrence Banks (1901)	3-2-3	Ralph Brown (1959-61)	9-18-0*
H. Ward Page (1902)	3-4-0	Ellis Rainsberger (1962-64)	17-10
A.R. Kennedy (1903)	7-0-1	Ed Linta (1965-66)	4-13-1
John Outland (1904-05)	14-5-0	Bill Schaaake (1967-68)	2-16-0
Garfield Weede (1906-08)	20-6-4	Harold Elliott (1969-70)	10-8-2
Robert Stewart (1909-10)	8-8-0	Bob Noblitt (1971-73)	12-17-1*
William Lloyd Driver (1911-12)	8-8-1	Larry Elliott (1974-78)	28-22-1*
Glen Gray (1913-15)	11-10-3	Gary Hampton (1979-80)	6-14-0
A.R. Kennedy (1916-17)	5-12-2	Glenn Jagodzinske (1981-82)	4-16-0
Ernest Bearg (1918-19)	11-2-1	George Tardiff (1983-84)	8-7-0
Dwight Ream (1920-21)	8-7-4*	Larry Elliott (1984-89)	30-29-0*
G.D. Vosburg (1922)	1-7-0	Dennis Caryl (1990-93)	7-32-0
George Woodward (1923-26)	7-23-4	Andy Williams (1993)	0-2-0
Roy Wynne (1927-28)	3-14-0	Tony DeMeo (1994-01)	31-54
Ernest Bearg (1929-35)	35-31-3	<i>Craig Schurig (2002-pr) .. first season</i>	

WINNING PERCENTAGES

1. John Outland (1904-05)	14-5-0	.737
2. Garfield Weede (1906-08)	20-6-4	.733
3. Ellis Rainsberger (1962-64)	17-10-0	.630
4. Dick Godlove (1946-58)	67-42-4	.611
5. Ernest Bearg (1918-19; 1929-35)	46-33-4	.578
6. Harold Elliott (1969-70)	10-8-2	.550
7. Larry Elliott (1974-78; 1984*-89)	58-51-1	.532
8. Dwight Ream (1920-21)	8-7-4	.526
9. Glen Gray (1913-15)	11-10-3	.521
10. A.R. Kennedy (1903; 1916-17)	12-12-2	.500

(minimum of 18 games) *Elliott coached five games in 1984

VICTORIES

1. Dick Godlove (1946-58)	67-42-4	.611
2. Larry Elliott (1974-78; 1984*-89)	58-51-1	.532
3. Ernest Bearg (1918-19; 1929-35)	46-33-4	.578
4. Tony DeMeo (1994-2001)	31-54-0	.364
5. Elmer Holm (1936-41)	23-31-3	.430
6. Garfield Weede (1906-08)	20-6-4	.733
7. Ellis Rainsberger (1962-64)	17-10-0	.630
8. John Outland (1904-05)	14-5-0	.737
9. A.R. Kennedy (1903; 1916-17)	12-12-2	.500
10. Paul Coldren (1897-98)	11-1-1	.885
Glen Gray (1913-15)	11-10-3	.521



1891: 1-4-0				1896: 6-1-1				24 Kansas State				0 Emporia State				Coach • Garfield Weede			
Coach • Unknown				Coach • W. Griffith				81 POINTS				23 KC Medics				10 Topeka High			
8	KC YMCA	2	4	Fort Riley	4					6	St. Joseph Medics	5	18	Emporia State	0				
18	Baker	28	28	Topeka Independents	0					0	Kansas	0	33	Haskell	0				
10	Kansas	32	32	Midland	0	1899: 2-5-2				0	Denver A.C.	18	22	St. Mary's	6				
10	Kansas	38	8	Haskell	6	Coach • William Melford				5	Denver Wheel Club	11	12	Kansas	5				
0	Baker	46	30	Midland	0	0	KC Medics	0	5	Bethany	0	5	Kansas State	0					
46	POINTS	146	10	Kansas Medics	0	24	Kansas State	0	12	Ottawa	12	12	Wichita State	0					
				14	Topeka Independents	0	10	Ottawa	5	47	POINTS	46	12	Oklahoma	0				
				0	St. Mary's	40	0	Denver A.C.	5					124	POINTS	11			
				126	POINTS	50	0	College of Emporia	0	1902: 3-4-0									
				0	Baker	44	0	Emporia State	11	Coach • H. Ward Page				1908: 4-5-1					
				0	Kansas	36	0	Kansas	23	0	Kansas	33	Coach • Garfield Weede						
				0	POINTS	80	0	Haskell	12	5	Haskell	41	17	Topeka High	6				
				1897: 7-1-0				34	POINTS	91	0	Missouri	28	4	Kansas State	23			
				6	Haskell	0					0	Ottawa	16	6	Emporia State	0			
				6	Topeka High	0	1900: 6-2-0				6	Emporia State	0	16	Wichita State	25			
18	Topeka High	0	8	Fort Leavenworth	4	Coach • Ben Owen				17	Coll. of Emporia	5	0	Kansas	23				
18	POINTS	0	4	Ottawa	10	11	Haskell	0	6	Central Missouri	0	0	St. Mary's	6					
				4	Kansas State	0	24	Kansas	0	34	POINTS	123	6	Oklahoma	6				
				18	Topeka High	0	80	Fort Riley	0					11	Haskell	4			
				36	Kansas State	0	29	Colorado College	6	1903: 7-0-1				26	Ottawa	5			
18	Midland	4	8	Haskell	0	0	Denver A.C.	5	Coach • A.R. Kennedy				0	Drake	6				
16	Coll. of Emporia	4	90	POINTS	14	5	Haskell	11	0	Emporia State	0	86	POINTS	104					
42	Midland	0					29	Kansas	0	47	Coll. of Emporia	0							
0	Coll. of Emporia	22					16	Ottawa	0	29	Lincoln Medics	0	1909: 4-4-0						
76	POINTS	30	Coach • Paul Coldren				194	POINTS	22	34	Kansas State	0	Coach • Robert Stewart						
				18	Midland	6					5	Kansas	0	12	Topeka High	0			
				5	Denver A.C.	0	1901: 3-2-3				12	Bethany	6	0	Kansas State	40			
				22	Denver Wheel Club	5	Coach • Lawrence Banks				6	Missouri	0	24	Emporia State	6			
				12	Ottawa	12													
1895 No Record of Games Played																			

Did Washburn throw the first forward pass?

When an athlete or team accomplishes a "first" these days, all America can witness as modern technology is capable of bringing it into our living rooms. Firsts which happened decades ago, like who threw the first forward pass, are a little less clear.

Many schools – Washburn included – claim to have thrown the first forward pass. Whether Washburn did or not depends on how the implementation of the rule is viewed.

Records indicate the first forward pass rule was written by Navy coach Paul Dashiell and became a legal part of the game in 1906. Any forward pass thrown before the official rule would be illegal, and in the researcher's opinion, not a historical first. Accepting that view prohibits one from believing that the first forward pass was thrown during either a Yale-Princeton game in 1876 or a North Carolina-Georgia game in 1895, as various documents show.

According to Pat Harmon, historian at the National College Football Hall of Fame, the first legal collegiate forward pass was thrown by St. Louis University during a Sept. 5, 1906 game against Carroll College.

So we have illegal forward passes before the 1906 rule, and legal forward passes after the rule. But what about a pass thrown during a game designed to test proposed rules changes? That is where Washburn's claim comes into play. If you believe a "first" can happen during a game testing proposed rules, then Washburn is correct in claiming it threw the first forward pass.

The Copper/MRI Quick-Fact Book of Kansas states on page 15: "The first forward pass in football history was thrown in December, 1905, in a football game between Washburn University and Fairmount College."

An article in the Oct. 30, 1935 edition of the *Topeka Journal*, titled "Washburn played Game 30 years ago testing new grid rules suggested," reports: "Washburn was in the football spotlight Christmas Day in 1905 when the Ichabods played a post-season game with Fairmount in Wichita to test the proposed rules changes. It was known as the Walter Camp game."

The *Kansas Historical Quarterly* published an article entitled "Evans: College Football in Kansas," which quotes Bliss Isley, who played in the 1905 game: "The first forward pass in history was thrown that afternoon by Bill Davis to Art Solter and was good for a 10-yard gain."

The article goes on to say "Isley said the pass delivery was primitive. Davis heaved the ball with both hands like a basketball player shooting a free throw and wobbled through the air."

From these sources, the researcher concludes Washburn did indeed throw the first forward pass on Christmas Day in 1905 during a game to test a new set of rules. The game in question was not the regular season contest listed in this media guide – in which Washburn prevailed 10-6 – but rather a scoreless tie that is not listed in the 1905 scores.

1904: 7-2-0	34	Campbell	0
Coach • John Outland	5	Denver	30
10 Coll. of Emporia 0	95	POINTS	146

10	Wichita State	0	1910: 4-4-0	
45	Doane	6	Coach • Robert Stewart	
0	Kansas	5	27	Coll. of Emporia 15
0	Haskell	14	28	Baker 5
56	Kansas State	0	0	Ottawa 9
18	Missouri	0	12	Emporia State 14
23	Ottawa	4	6	Kansas 21
183 POINTS	29	33	Missouri Wesleyan	

1905: 7-3-0	0	Kansas State	33
Coach • John Outland	115	POINTS	100

29	Emporia State	6	1911: 3-5-1		
12	Kansas State	5	Coach • William Lloyd		
16	Ottawa	6	Driver		
9	Oklahoma	6	0	Coll. of Emporia	17
10	Wichita State	6	0	Ottawa	0
11	Kansas	18	0	Wichita State	22
5	Colorado	30	28	Haskell	3
6	Denver	0	0	Oklahoma	37
0	Colorado College	6	6	Kansas	14
137	POINTS	83	8	Emporia State	0

1906: 8-1-3	10 St. Mary's	0
Coach • Garfield Weede	5 Kansas State	6
	65 POINTS	99

28	Friends	0	1912: 5-3-0		
9	Kansas State	0	Coach • William Lloyd		
29	Coll. of Emporia	0	Driver		
6	Emporia State	0	12	Denver	0
0	Colorado	0	7	William Jewell	0
18	Fort Riley	0	55	Ottawa	0
5	Kansas State	4	6	Emporia State	7
6	Wichita State	7	10	Kansas	0
0	Kansas	0	14	Drury	16
42	St. Mary's	0	22	St. Mary's	7
0	Oklahoma	0	3	Kansas State	21
152	POINTS	11	129	POINTS	51

1907: 8-0-0

1913: 3-3-2**Coach • Glen Gray**

6	Kansas State	6
41	Emporia State	7
0	Kansas	14
24	St. Mary's	12
0	Coll. of Emporia	0
24	William Jewell	0
0	Oklahoma State	3
0	Nebraska	19
95	POINTS	61

1914: 5-3-0**Coach • Glen Gray**

26	Kansas State	16
0	Emporia State	19
14	Kansas	20
33	St. Mary's	3
20	Coll. of Emporia	2
6	Central Missouri	0
7	Baker	3
7	Nebraska	14
113	POINTS	77

1915: 3-4-1**Coach • Glen Gray**

0	Cooper	6
0	Baker	10
0	Nebraska	47
19	Central Missouri	7
7	Emporia State	7
0	Kansas	41
16	Coll. of Emporia	9
0	Kansas State	6
42	POINTS	133

1916: 3-6-0**Coach • A.R. Kennedy**

20	Cooper	0
0	Friends	25
13	Baker	9
7	Ottawa	6
7	Emporia State	23
0	Kansas	27
0	Wichita State	9
0	Coll. of Emporia	20
0	Kansas State	47
47	POINTS	166

1917: 2-6-2**Coach • A.R. Kennedy**

24	Midland	0
0	Cooper	3
19	Ottawa	6
2	Kansas	34
0	Baker	0
0	Emporia State	0
0	St. Mary's	13
0	Wichita State	6
0	Coll. of Emporia	7
0	Kansas State	38
45	POINTS	107

1918 : 4-1-0**Coach • Ernest Bearg**

22	Emporia State	3
32	Haskell	7
14	Midland	0
9	Kansas State	28
13	St. Mary's	0
90	POINTS	38

1919: 7-1-1**Coach • Ernest Bearg**

47	Cooper	0
32	Ottawa	14
0	Kansas	0



Washburn's Todd McGhghy (1990-91) was the first Ichabod to earn first team all-MIAA honors in 1990. He was named second team the following year in 1991. McGhghy also holds the record for assisted tackles in a season with 58 in 1991.

13	Baker	0
53	Wichita State	0
20	Emporia State	6
0	Coll. of Emporia	7
40	St. Mary's	7
7	Fort Hays State	6
212	POINTS	40

1920: 5-2-3**Coach • Dwight Ream**

0	Nebraska	14
0	Kansas	6
16	Ottawa	7
14	Baker	9
7	Wichita State	0
7	Emporia State	7
14	Coll. of Emporia	14
17	St. Mary's	6
0	Kansas State	0
7	*Pittsburg State	0
82	POINTS	63

* Forfeited later by WU

1921: 3-5-1**Coach • Dwight Ream**

7	Kansas	28
7	Pittsburg State	21
0	Ottawa	0
17	Baker	16
7	Wichita State	6
10	Emporia State	7
3	Coll. of Emporia	6
3	St. Mary's	14
0	Oklahoma State	13
54	POINTS	111

1922: 1-7-0**Coach • G.D. Vosburg**

19	Ottawa	13
0	Kansas State	47
3	Kansas	32
6	Baker	14
0	Emporia State	34
2	Coll. of Emporia	6
7	St. Mary's	32
0	Pittsburg State	6
37	POINTS	184

1923: 0-8-2**Coach • George Woodward**

0	Kansas State	25
0	Kansas Wesleyan	16
0	Ottawa	13
7	McPherson	14
0	Coll. of Emporia	10
7	St. Mary's	12
7	Emporia State	7
0	Pittsburg State	10
0	Baker	0
7	Haskell	17
28	POINTS	124

1924: 2-7-0**Coach • George Woodward**

17	Kansas City	6
0	Kansas State	23
10	McPherson	0
3	Ottawa	6
7	Coll. of Emporia	28
0	Emporia State	18
0	St. Mary's	10
0	Baker	13
0	Pittsburg State	20
37	POINTS	124

1925: 2-4-1**Coach • George Woodward**

0	Ottawa	0
0	Bethany	22
0	Coll. of Emporia	16
6	Kansas Wesleyan	0
0	Emporia State	6
7	St. Mary's	0
3	Baker	7
16	POINTS	52

1926: 3-4-1**Coach • George Woodward**

6	Kansas	14
13	Ottawa	0
7	Coll. of Emporia	19
0	Kansas Wesleyan	10
13	McPherson	9

0	Emporia State	35
10	St. Mary's	7
3	Baker	3
52	POINTS	97

1927: 1-7-0**Coach • Roy Wynne**

0	St. Regis	19
0	Ottawa	7
0	Coll. of Emporia	45
0	Kansas Wesleyan	13
0	Friends	0
7	Emporia State	20
7	St. Mary's	12
0	Baker	14
21	POINTS	130

1928: 27-0**Coach • Roy Wynne**

0	William Jewell	20
0	Coll. of Emporia	20
12	Pittsburg State	0
0	Wichita State	27
6	Emporia State	45
19	Doane	0
2	Fort Hays State	6
0	Southwestern	12
0	Westminster	18
51	POINTS	148

1929: 5-6-0**Coach • Ernest Bearg**

0	Haskell	14
2	William Jewell	16
0	Baker	19
12	Pittsburg State	7
0	Coll. of Emporia	6
0	Wichita State	20
6	Emporia State	2
19	St. Mary's	0
7	Tulsa	19
13	Southwestern	7
27	Fort Hays State	0
100	POINTS	110

1930: 7-2-0**Coach • Ernest Bearg**

14	Haskell	27
----	---------	----

0	Kansas State	14
26	Coll. of Emporia	0
32	Wichita State	12
13	Emporia State	
27	St. Mary's	13
31	Fort Hays State	7
33	Southwestern	6
13	Pittsburg State	7
189	POINTS	92

1931: 7-3-0**Coach • Ernest Bearg**

6	Haskell	0
18	Baker	0
27	Fort Hays State	7
7	Wichita State	6
20	Emporia State	7
15	Pittsburg State	0
6	Coll. of Emporia	18
2	Southwestern	*0
0	Kansas State	22
0	Kansas	6
101	POINTS	66

* Forfeit win

1932: 6-3-1**Coach • Ernest Bearg**

19	Baker	0
13	Coll. of Emporia	6
0	Tulsa	20
12	Fort Hays State	0
0	Haskell	6
0	Emporia State	0
27	Pittsburg State	7
26	Fresno State	0
21	Southwestern	0
7	Wichita State	8
125	POINTS	67

1933: 4-6-1**Coach • Ernest Bearg**

26	Baker	0
0	Haskell	6
6	Coll. of Emporia	3
0	Tulsa	7
6	Pittsburg State	0
31	Nebraska-Omaha	0
6	Emporia State	7
0	Fresno State	7



0	Fort Hays State	0	2	Kansas	25	14	Oklahoma State	33	
0	Southwestern	6	0	Drake	25	25	Rockhurst	23	
0	Wichita State	19	3	Oklahoma State	25	20	Benedictine	0	
75	POINTS	55	0	Grinnell	13	137	POINTS	198	
				0	Colorado College	6			
1934: 2-5-1				7	Kansas State	20	1941: 5-2-2		
Coch • Ernest Bearg				13	St. Mary's TX	51	Coch • Elmer Holm		
0	Haskell	0	0	Benedictine	13	26	Coll. of Emporia	0	
0	Army	19	7	Wichita State	19	20	Kansas Wesleyan	0	
13	Pittsburg State	18	38	POINTS	209	12	Emporia State	20	
6	Emporia State	14					7	Pittsburg State	7
6	Kansas State	14	1938: 6-3-0				7	Wichita State	7
6	Southwestern	0	Coch • Elmer Holm				6	Benedictine	7
0	Gonzaga	2	34	Baker	0	21	Fort Hays State	0	
6	Wichita State	0	19	Emporia State	6	33	Peru State	7	
37	POINTS	67	14	Kansas	58	33	Rockhurst	0	
				20	Colorado College	0	144	POINTS	69
1935: 4-6-0				6	Wichita State	35			
Coch • Ernest Bearg				14	Oklahoma State	0	1942: 1-6-0		
32	Baker	7	6	Grinnell	0	Coch • Bob Raugh			
12	Emporia State	7	14	Kansas State	41	0	Kansas Wesleyan	6	
6	Grinnell	12	33	St. Mary's TX	20	0	Emporia State	12	
6	Benedictine	13	160	POINTS	160	0	Pittsburg State	19	
6	Tulsa	19					0	Wichita State	42
0	Gonzaga	21	1939: 6-4-0				6	Benedictine	34
14	Haskell	2	Coch • Elmer Holm				21	Fort Hays State	13
20	Creighton	3	27	Baker	0	0	Fort Riley*	13	
6	Fort Hays State	12	12	Emporia State	0	0	Southwestern	22	
6	Wichita State	7	26	Washington MO	0	27	POINTS	148	
108	POINTS	103	22	Colorado College	6	*Doesn't count in overall record			
				6	Oklahoma State	27			
1936: 2-6-1				20	Benedictine	14	1943: 2-4-2		
Coch • Elmer Holm				7	Drake	20	Coch • Bob Raugh		
13	Wichita State	6	19	Grinnell	7	0	Kansas	0	
6	Kansas	19	0	Creighton	47	7	Kansas State	13	
7	Emporia State	14	6	Wichita State	7	7	Pittsburg State	27	
0	Oklahoma State	6	145	POINTS	148	0	Kansas	13	
7	Grinnell	6					0	Pittsburg State	39
20	Creighton	32	1940: 4-6-0				0	Central Missouri	0
0	Colorado College	0	Coch • Elmer Holm				0	Kansas State	6
0	Tulsa	47	26	Coll. of Emporia	0	13	Kansas State	6	
0	Drake	18	6	Tulsa	37	25	Doane	14	
53	POINTS	148	7	Emporia State	38	52	POINTS	112	
				20	Washington MO	28			
1937: 0-10-0				7	Grinnell	6	1944: 1-6-0		
Coch • Elmer Holm				6	Wichita State	14	Coch • Dee Erickson		
6	Emporia State	12	6	Drake	19	0	Northwest Missouri	7	



Washburn's Kevin McCormick (1969-71) holds the Ichabods record for touchdowns as a senior with 13. McCormick rushed for a WU record 241 yards against Missouri Valley College his senior season.

12	Central Missouri	2	0	Emporia State	7
0	Kansas	47	0	Washington	28
0	Colorado College	67	25	Pittsburg State	7
6	Pittsburg State	26	53	Benedictine	0
0	Northwest Missouri	28	19	Nebraska-Omaha	20
6	Drake	26	6	Fort Hays State	6
24	POINTS	223	13	Southwestern	14
			177	POINTS	125

1945: 3-1-0		1949: 7-2-0	
Coach • Lew Lane		Coach • Dick Godlove	
25	Central Missouri	0	
21	Peru State	0	31 Doane
19	Fort Riley*	0	27 Northern Illinois
0	Olathe AF Base*	19	14 Emporia State
14	Wichita State	0	13 Nebraska-Omaha
0	Kansas	34	27 Pittsburg State
60 POINTS	34	21	Benedictine

*Doesn't count in overall record

1946: 6-2-1		249 POINTS		136
Coach • Dick Godlove				
25	Hastings	0		
7	Augustana SD	0		
20	Emporia State	12		
27	Iowa Wesleyan	6		
12	Pittsburg State	7		
27	Benedictine	6		
0	Wichita State	21		
20	Fort Hays State	20		
0	Southwestern	14		
138 POINTS		86		

1950: 3-4-1		82 POINTS		120
Coach • Dick Godlove				
		0	Doane	7
		20	Baker	7
		19	Emporia State	27
		6	Nebraska-Omaha	26
		6	Pittsburg State	39
		10	Benedictine	0
		7	Fort Hays State	0
		14	Southwestern	14
		82	POINTS	120

1947: 7-1-0			1951: 6-3-0		
Coach • Dick Godlove			Coach • Dick Godlove		
12	Peru State	6			
27	Augustana SD	0	33	Doane	14
6	Emporia State	12	26	Colorado State	28
13	Pittsburg State	12	14	Emporia State	13
26	Benedictine	6	16	Nebraska-Omaha	7
21	Nebraska-Omaha	6	0	Pittsburg State	23
47	Fort Hays State	14	13	Benedictine	33
7	Southwestern	0	32	Beloit	30
159 POINTS	56		34	Fort Hays State	6
			28	Southwestern	6
			196 POINTS	160	

1948: 3-5-1		1952: 4-5-0	
Coach • Dick Godlove		Coach • Dick Godlove	
35	Peru State	13	
26	Northern Illinois	30	

Les Williams (1986-90) is third on the all-time rushing charts for the Ichabods with 2,030 yards. He also holds the record for most yards by a senior with 947 in 1988. He is 11th on the Ichabods' total offense list with 2,030 yards.



20	Peru State	43
22	Colorado College	19
6	Emporia State	7
0	Nebraska-Omaha	19
7	Pittsburg State	17
21	Benedictine	20
6	Beloit	24
20	Fort Hays State	14
41	Southwestern	0
143 POINTS	163	

1953: 7-1-0

Coach • Dick Godlove

13	Colorado Mines	0
21	Emporia State	0
14	Nebraska-Omaha	6
36	Pittsburg State	13
26	Benedictine	0
64	Olathe Naval Base*	0
6	Fort Hays State	7
27	Southwestern	13
27	Southwest Missouri	7
170 POINTS	46	

*Doesn't count in overall record

1954: 6-2-0

Coach • Dick Godlove

13	Colorado Mines	10
6	Nebraska-Omaha	27
14	Emporia State	6
13	Benedictine	6
13	Pittsburg State	12
41	Southwestern	6
6	Fort Hays State	27
14	Southwest Missouri	6
120 POINTS	100	

1955: 6-2-1

Coach • Dick Godlove

13	Colorado Mines	7
12	Eastern New Mexico	9
19	Nebraska-Omaha	13
26	Emporia State	6
27	Benedictine	19
7	Pittsburg State	12
33	Southwestern	7
27	Fort Hays State	7
21	Southwest Missouri	21
185 POINTS	111	

1956: 3-6-0

Coach • Dick Godlove

13	Colorado Mines	0
0	Eastern New Mexico	13
13	Nebraska-Omaha	14

34	Emporia State	6
13	Benedictine	14
0	Pittsburg State	27
14	Southwestern	12
32	Fort Hays State	19
15	Western Illinois	18
134 POINTS	163	

1957: 5-4-0

Coach • Dick Godlove

13	Western Illinois	6
33	Nebraska-Omaha	13
34	Eastern New Mexico	36
25	Emporia State	0
13	Benedictine	40
6	Pittsburg State	21
28	Southwestern	7
26	Colorado Mines	6
16	Fort Hays State	19
194 POINTS	148	

1958: 4-5-0

Coach • Dick Godlove

13	Truman	26
19	Nebraska-Omaha	6
26	Eastern New Mexico	0
6	Emporia State	27
2	Benedictine	33
7	Pittsburg State	13
27	Southwestern	0
19	Fort Hays State	6
12	Colorado Mines	13
131 POINTS	124	

1959: 3-6-0

Coach • Ralph Brown

12	Colorado College	13
0	Truman	6
13	Eastern New Mexico	31
0	Benedictine	31
13	Emporia State	24
6	Pittsburg State	26
13	Nebraska-Omaha	0
19	Fort Hays State	12
14	Colorado Mines	13
90 POINTS	156	

1960: 3-6-0

Coach • Ralph Brown

7	Colorado College	9
12	Truman	39
21	Eastern New Mexico	12
14	Central Missouri	35
6	Emporia State	7
14	Benedictine	37

6	Pittsburg State	27
7	Nebraska-Omaha	0
33	Fort Hays State	7
120 POINTS	173	

1961: 3-6-0

Coach • Ralph Brown

18	Colorado College	14
9	Truman	27
27	Central Missouri	15
20	Colorado Mines	6
10	Emporia State	26
14	Benedictine	25
0	Pittsburg State	40
10	Nebraska-Omaha	27
7	Fort Hays State^	14
115 POINTS	194	

^Forfeited later by FHSU

1962: 4-5-0

Coach • Ellis Rainsberger

20	Colorado College	14
0	at Truman	39
20	at Central Missouri	0
16	at Colorado Mines	34
7	Emporia State	6
34	Benedictine	13
0	at Pittsburg State	27
14	Nebraska-Omaha	41
14	at Fort Hays State	33
125 POINTS	207	

1963: 5-4-0

Coach • Ellis Rainsberger

14	at Nebraska-Kearney	19
7	Truman^	6
34	Central Missouri^	0
13	Colorado Mines	22
32	at Emporia State	6
7	at Southern Colorado	0
20	Pittsburg State	21
6	at Nebraska-Omaha	34
46	Fort Hays State	HC
179 POINTS	108	

^Forfeited later by WU

1964: 8-1-0

Coach • Ellis Rainsberger

12	Nebraska-Kearney	14
31	at Central Missouri	0
16	at Colorado Mines	0
12	Southern Colorado	7
14	at Fort Hays State	7
17	Pittsburg State	HC
19	at Nebraska-Omaha	2
42	at Peru State	0
19	Emporia State	6
182 POINTS	53	

1965: 2-6-1

Coach • Ed Linta

14	at Nebraska-Kearney	40
7	Central Missouri	7
0	at Fresno State	54
14	at Southern Colo.	45
0	Fort Hays State	HC
7	at Pittsburg State	20
10	Nebraska-Omaha	19
15	Peru State	7
21	at Emporia State	0
88 POINTS	217	

1966: 2-7-0

Coach • Ed Linta

0	Emporia State	14
6	Nebraska-Kearney	21
7	Central Missouri	38



Former Ichabod wide receiver Michael Dritlein (1992-95) played professionally for the Rhein Fire of the World Football League for two seasons.

6	Southwest Missouri	21
21	Southern Colorado	13
0	Fort Hays State	7
20	Pittsburg State	24
21	Nebraska-Omaha	14
6	Emporia State	12
87 POINTS	164	

1967: 0-9-0

Coach • Bill Schaake

6	Nebraska-Kearney	55
0	Central Missouri	14
7	Southwest Missouri	30
0	Southern Colorado	20
0	Fort Hays State	35
12	Pittsburg State	38
21	Nebraska-Omaha	49
0	Colorado State	27
7	Emporia State	34
53 POINTS	302	

1968: 2-7-0

Coach • Bill Schaake

26	Nebraska-Kearney	20
0	Central Missouri	34
7	Southern Colorado	10
14	St. Mary of the Plains	23
9	Fort Hays State	6
0	Pittsburg State	14
0	Nebraska-Omaha	47
6	William Jewell	40
19	Emporia State	47
81 POINTS	241	

1969: 5-5-0

Coach • Harold Elliott

27	Friends	6
0	Central Missouri	17
20	Southern Colorado	21
3	Nebraska-Kearney	0
27	Fort Hays State	6
19	Pittsburg State	17
24	Nebraska-Omaha	21
7	William Jewell	48
14	Emporia State	28
28	Colorado State	70
169 POINTS	234	

1970: 5-3-2

Coach • Harold Elliott

0	Arkansas Tech	23
30	St. Mary of the Plains	6
21	Wayne State	14
27	William Jewell	6
8	Fort Hays State	27
21	Missouri Southern	21

23	Missouri Valley	15
7	Pittsburg State	13
34	Emporia State	21
15	Nebraska-Omaha	15
186 POINTS	161	

1971: 5-5-0

Coach • Bob Noblitt

28	Missouri Valley	6
43	St. Mary of the Plains	18
14	Wayne State	7
17	William Jewell	16
34	Fort Hays State	10
10	Missouri Southern	14
13	Southeast Missouri	20
0	Pittsburg State	27
0	Emporia State	3
17	Nebraska-Omaha	30
176 POINTS	151	

1972: 4-6-0

Coach • Bob Noblitt

26	Missouri Valley*	7
58	Missouri Western	3
10	William Jewell	0
14	Nebraska-Omaha	40
0	Southern Colorado	13
31	Fort Hays State	29
3	Missouri Southern	14
10	Northern Colorado	14
7	Pittsburg State	21
7	Emporia State	41
166 POINTS	182	

*Later forfeited by WU

1973: 3-6-1

Coach • Bob Noblitt

10	Missouri Valley	19
13	Missouri Western	13
7	William Jewell	14
7	Nebraska-Omaha	13
7	Southern Colorado	28
19	Fort Hays State	14
9	Missouri Southern	3
5	Northern Colorado	20
14	Pittsburg State	21
20	Emporia State	10
111 POINTS	155	

1974: 8-3-0

Coach • Larry Elliott

21	William Jewell	13
37	Missouri Western	0
7	Missouri Valley	41
36	Emporia State	15
24	Benedictine	12

Nick Cummings (1992-94) is tenth on the all-time rushing list with 1,448 yards. He led the Ichabods in rushing each of his three seasons.



ALL-TIME SCORES

19 Southern Colorado	14
14 Fort Hays State	7
35 Missouri Southern	17
7 Northern Colorado	28
14 Pittsburg State	15
21 Millikin*	7
235 POINTS	169
*Boot Hill Bowl	

1975: 5-5-0	
Coach • Larry Elliott	
36 William Jewell	7
24 Missouri Western	27
24 Missouri Valley	7
42 Emporia State	13
34 Benedictine	7
8 Southern Colorado	20
27 Fort Hays State	8
9 Missouri Southern	21
7 Northern Colorado	22
16 Pittsburg State	20
227 POINTS	152

1976: 6-4-0	
Coach • Larry Elliott	
14 Missouri Valley	13
26 Missouri Western	15
20 Harding	17
28 Pittsburg State	16
21 Emporia State	0
9 Nebraska-Kearney	36
21 Missouri Southern	35
23 Fort Hays State	19
24 East Central	30
14 Benedictine*	29
200 POINTS	210
*Boot Hill Bowl	

1977: 6-3-1	
Coach • Larry Elliott	
37 Langston	32
25 Missouri Valley	16
35 East Texas State	36
40 Emporia State	12
21 Missouri Southern	38

21 Nebraska-Kearney	28
7 Missouri Western	7
28 Pittsburg State	21
24 Wayne State	17
30 Fort Hays State	22
268 POINTS	229

1978: 3-7-0	
Coach • Larry Elliott	
79 St. Mary of the Plains	3
35 Missouri Valley	6
3 at East Texas State	33
17 at Emporia State	7
7 at Missouri Southern	20
12 Nebraska-Kearney	49
25 Missouri Western	53
14 Pittsburg State	27
6 at Wayne State	7
10 at Fort Hays State	17
208 POINTS	222
*Later forfeited by PSU	

1979: 4-6-0	
Coach • Gary Hampton	
42 at St. Mary / Plains	0
13 at Missouri Valley	18
23 Baker	17
11 Emporia State	17
12 at Pittsburg State	46
6 Wayne State	7
6 Fort Hays State	20
23 at Missouri Western	21
7 at Nebraska-Kearney	28
20 Missouri Southern	19
163 POINTS	193

1980: 2-8-0	
Coach • Gary Hampton	
29 Benedictine	27
20 at Arkansas Tech	41
7 Missouri Valley	26
7 at Emporia State	45
38 Pittsburg State	36
18 at Wayne State	24
17 at Fort Hays State	28

14 Missouri Western	45
7 Nebraska-Kearney	14
9 at Missouri Southern	35
166 POINTS	321
1981: 3-7-0	
Coach • Glenn Jagodzinske	
7 at Benedictine	10
27 Arkansas Tech	48
12 at Missouri Valley	9
0 Missouri Southern	12
17 Emporia State	10
12 at Pittsburg State	35
10 Wayne State	6
0 Fort Hays State	7
0 at Missouri Western	52
7 at Nebraska-Kearney	26
92 POINTS	215

1982: 1-9-0	
Coach • Glenn Jagodzinske	
3 at Morningside	14
10 Benedictine	24
6 Missouri Valley	14
0 Missouri Southern	20
13 Emporia State	20
14 at Pittsburg State	38
19 Wayne State	13
7 Fort Hays State	34
21 at Missouri Western	37
3 at Nebraska-Kearney	34
96 POINTS	248

1983: 8-2-0	
Coach • George Tardiff	
17 Morningside	7
35 at Benedictine	28
20 at Missouri Valley	21
41 Emporia State	7
21 at Pittsburg State	29
13 Wayne State	6
24 Fort Hays State	3
24 at Missouri Western	21
7 at Nebraska-Kearney	0

24 Missouri Southern	10
226 POINTS	132
1984: 2-8-0	
Coaches	
George Tardiff (0-5)	
Larry Elliott (2-3)	
0 at Northwest Missouri	47
15 Mississippi Valley	77
14 Missouri Valley	37
0 at Emporia State	14
20 Pittsburg State	21
7 at Wayne State	27
26 at Fort Hays State	14
21 Missouri Western	37
0 Nebraska-Kearney	30
31 at Missouri Southern	29
134 POINTS	333

1985: 4-7-0	
Coach • Larry Elliott	
38 Northwest Missouri	24
17 Morningside	47
31 at Central Missouri	3
19 Missouri Southern	6
25 Emporia State	18
18 at Pittsburg State	35
17 Wayne State	18
0 Fort Hays State	30
10 at Missouri Western	13
16 at Nebraska-Kearney	21
7 at Sam Houston St.	51
198 POINTS	266

1986: 8-3-0	
Coach • Larry Elliott	
16 at South Dakota	14
38 Northwest Missouri	24
37 Central Missouri	14
25 at Missouri Southern	7
16 at Emporia State	22
7 Pittsburg State	21
31 at Wayne State	6
40 at Fort Hays State	35
21 Missouri Western	14

24 Nebraska-Kearney	3
24 at Pittsburg State*	58
27 at Mexican All-Stars^	8
279 POINTS	218
*NAIA postseason game	
^Aztec Bowl	

1987: 6-5-0	
Coach • Larry Elliott	
7 at South Dakota	17
27 at Northwest Missouri	29
17 Central Missouri	26
23 Northeastern State*	21
31 at Missouri Western*	6
28 Nebraska-Kearney*	0
29 at Wayne State*	25
14 Missouri Southern	32
0 at Pittsburg State	44
49 Fort Hays State*	12
28 at Emporia State*	21
253 POINTS	233
*Later forfeited by WU	

1988: 7-4-0	
Coach • Larry Elliott	
33 Northwest Missouri	12
28 at Central Missouri	27
30 at Northeastern St.	35
17 Missouri Western	10
29 at Nebraska-Kearney	12
49 Wayne State	3
35 at Missouri Southern	23
14 Pittsburg State	23
14 at Fort Hays State	22
59 Emporia State	46
13 at Ark.-Monticello*	20
291 POINTS	233
*NAIA postseason game	

1989: 3-7-0	
Coach • Larry Elliott	
7 Missouri-Rolla	20
7 at Central Missouri	29
21 Truman*	3
6 at Missouri Southern	21
9 Lincoln	0
14 at Southeast Missouri	17
21 Northwest Missouri	34
0 at Pittsburg State	61
19 at Southwest Baptist	34
28 Missouri Western*	21
132 POINTS	240
*Later forfeited by WU	

1990: 4-6-0	
Coach • Dennis Caryl	
13 at Missouri-Rolla	7
7 Central Missouri	24
17 Truman	44
6 at Missouri Southern	30
3 at Southwest Missouri	38
7 Southeast Missouri	35
14 at Northwest Missouri	0
0 Pittsburg State	17
24 Southwest Baptist	9
21 at Missouri Western	10
112 POINTS	214

1991: 1-10-0	
Coach • Dennis Caryl	
3 at Western Illinois	42
7 at Tennessee-Martin	28
7 Truman	14
3 at Northwest Missouri	29
6 Missouri Southern	31
18 at Emporia State	49
0 at Central Missouri	21
13 Missouri-Rolla	28



The 1983 Ichabods topped Missouri Southern 24-10 in the final game of the year to win the CSIC championship. The 1983 team won the last football conference championship for the Ichabods. The team finished the season 6-1 in the CSIC and 8-2 overall.

Washburn's Marc Nardella (1996-99) is the Ichabods' third all-time leader in receptions with 199 including the third highest single season mark of 64 his junior season. His 2,080 receiving yards ranks third on the career list. His 1,136 yards in 1998 is the second highest by an Ichabod and the fifth highest in MIAA history.



14	at Southwest Baptist	6
0	Pittsburg State	21
23	at Missouri Western	35
94	POINTS	304

1992: 2-8-0 Coach • Dennis Caryl

15	at Southwest Missouri	66
8	at Truman	42
21	Northwest Missouri	22
14	at Missouri Southern	44
18	Emporia State	25
13	Central Missouri	10
21	at Missouri-Rolla	26
21	Southwest Baptist	17
29	at Pittsburg State	48
17	Missouri Western	41
177	POINTS	341

1993: 0-10-0 Coaches Dennis Caryl (0-8) Andy Williams (0-2)

14	at Southern Illinois	46
14	Missouri-Rolla	38
19	at Central Missouri	41
18	Pittsburg State	55
36	at Northwest Missouri	61
0	Truman	34
10	at Missouri Western	41
21	Missouri Southern	36
19	at Emporia State	37
20	at Southwest Baptist	25
171	POINTS	414

1994: 2-8-0 Coach • Tony DeMeo

16	at Illinois State	47
0	at Missouri-Rolla	19
10	Central Missouri	43
13	at Pittsburg State	62
48	Northwest Missouri	14
31	at Truman	50
28	Missouri Western	60
16	at Missouri Southern	38
7	Emporia State	43
31	Southwest Baptist	14
200	POINTS	390

1995: 4-6-0 Coach • Tony DeMeo

61	McPherson	0
6	at Missouri Western	17
17	Truman	41
24	at Emporia State	25
37	at Central Missouri	21
21	Missouri-Rolla HC	10
37	at Southwest Baptist	20
7	Pittsburg State	31
21	at Northwest Missouri	42
0	Missouri Southern	25
231	POINTS	232

1996: 4-6-0 Coach • Tony DeMeo

6	at Fort Hays State	21
21	Missouri Western	7
21	at Truman	38
35	Emporia State	40
23	Central Missouri	7
45	at Missouri-Rolla	0
24	Southwest Baptist	20
14	at Pittsburg State	43
14	Northwest Missouri	33

31	at Missouri Southern	32
234	POINTS	241

1997: 3-8-0 Coach • Tony DeMeo

17	Augustana SD	20
31	Fort Hays State	14
25	at Southwest Baptist	7
27	Missouri-Rolla	13
14	at Northwest Missouri	17
7	Truman	37
12	at Missouri Western	13
14	Missouri Southern	17
35	at Emporia State	64
14	at Central Missouri	20
11	Pittsburg State	40
207	POINTS	263

1998: 4-7-0 Coach • Tony DeMeo

9	Wisconsin-River Falls	6
12	at Fort Hays State	24
20	Southwest Baptist	26
24	at Missouri-Rolla	7
31	Northwest Missouri	38
28	at Truman	38
35	Missouri Western	27
49	at Missouri Southern	37
27	Emporia State	35
0	Central Missouri	37
12	at Pittsburg State	72
247	POINTS	347

1999: 6-5-0 Coach • Tony DeMeo

24	at Wis-LaCrosse	21
17	Fort Hays State	14

35	Missouri Southern	28	28	at Pittsburg State	31
10	at Missouri Western	35	21	Northwest Missouri	63
18	Central Missouri	32	42	at Truman	45
53	Missouri-Rolla	18	21	Emporia State	35
36	at Southwest Baptist	0	347	POINTS	309
8	Pittsburg State	27			
10	at Northwest Missouri	35			
52	Truman	18			
20	at Emporia State	45			
283	POINTS	280			

2000: 5-6-0 Coach • Tony DeMeo

26	Wis-LaCrosse	6	18	Wis-LaCrosse	37
63	Lincoln	21	31	Lincoln	20
24	at Missouri Southern	22	21	at Pittsburg State	51
13	Missouri Western	23	29	Missouri Southern	28
17	at Central Missouri	28	17	at Northwest Missouri	52
34	at Missouri-Rolla	14	26	Truman	27
58	Southwest Baptist	21	34	Central Missouri	58
			6	at Missouri Western	27
			19	at Emporia State	38
			42	Missouri-Rolla	14
			20	Southwest Baptist	48
			263	POINTS	400

2001: 3-8-0

Coach • Tony DeMeo

Ichabods' long-range schedule MIAA Games listed only

2003

9/20	at Emporia State
9/27	Truman State
10/4	at Northwest Missouri
10/11	Pittsburg State
10/18	at Southwest Baptist
10/25	Missouri-Rolla
11/1	Central Missouri
11/8	at Missouri Western
11/15	Missouri Southern

2008

9/20	at Missouri-Rolla
9/27	at Central Missouri
10/4	Missouri Western
10/11	at Missouri Southern
10/18	Emporia State
10/25	at Truman State
11/1	Northwest Missouri
11/8	at Pittsburg State
11/15	Southwest Baptist

2004

9/18	Emporia State
9/25	at Truman State
10/2	Northwest Missouri
10/9	at Pittsburg State
10/16	Southwest Baptist
10/23	at Missouri-Rolla
10/30	at Central Missouri
11/6	Missouri Western
11/13	at Missouri Southern

2009

9/19	Missouri Southern
9/26	at Missouri Western
10/3	Central Missouri
10/10	Missouri-Rolla
10/17	at Southwest Baptist
10/24	Pittsburg State
10/31	at Northwest Missouri
11/7	Truman State
11/14	at Emporia State

2005

9/17	Central Missouri
9/24	Missouri-Rolla
10/1	at Southwest Baptist
10/8	Pittsburg State
10/15	at Northwest Missouri
10/22	Truman State
10/29	at Emporia State
11/5	Missouri Southern
11/12	at Missouri Western

2010

9/18	at Missouri Southern
9/25	Missouri Western
10/2	at Central Missouri
10/9	at Missouri-Rolla
10/16	Southwest Baptist
10/23	at Pittsburg State
10/30	Northwest Missouri
11/6	at Truman State
11/13	Emporia State

2006

9/16	at Central Missouri
9/23	at Missouri-Rolla
10/1	Southwest Baptist
10/8	at Pittsburg State
10/15	Northwest Missouri
10/22	at Truman State
10/29	Emporia State
11/5	at Missouri Southern
11/12	Missouri Western

2011

9/17	at Southwest Baptist
9/24	Pittsburg State
10/1	at Northwest Missouri
10/8	Truman State
10/15	at Emporia State
10/22	Missouri Southern
10/29	at Missouri Western
11/5	Central Missouri
11/12	Missouri-Rolla

2007

9/15	Missouri-Rolla
9/22	Central Missouri
9/29	at Missouri Western
10/6	Missouri Southern
10/13	at Emporia State
10/20	Truman State
10/27	at Northwest Missouri
11/3	Pittsburg State
11/10	at Southwest Baptist

2012

9/15	Southwest Baptist
9/22	at Pittsburg State
9/29	Northwest Missouri
10/6	at Truman State
10/13	Emporia State
10/20	at Missouri Southern
10/27	Missouri Western
11/3	at Central Missouri
11/10	at Missouri-Rolla



MIAA SCHOOLS. WU Record

Central Missouri State University	15-16-2
Emporia (Kan.) State University	42-50-6
Missouri Southern State College	12-19-1
Missouri Western State College	12-16-2
University of Missouri-Rolla	8-5-0
Northwest Missouri State University	5-15-0
Pittsburg State (Kan.) University	18-55-1
Southwest Baptist (Mo.) University	9-4-0
Truman (Mo.) State University	3-16-0

KANSAS SCHOOLS WU Record

Baker University	14-9-3
Beloit College	1-1-0
Benedictine College	16-14-0
Bethany College	2-1-0
Emporia, College of	14-15-3
Fort Hays State University	33-21-3
Friends University	3-1-0
Haskell College	10-9-1
University of Kansas	6-27-4
Kansas State University	12-18-2
Kansas Wesleyan College	2-4-0
McPherson College	3-1-0
Ottawa University	12-6-5
St. Mary of the Plains	4-1-0
St. Mary's College	14-8-0
Southwestern College	15-5-1
Wichita State University	11-16-1

FOUR-YEAR SCHOOLS WU Record

University of Arkansas-Monticello	0-1-0
Arkansas Tech University	0-3-0
Augustana (SD) College	2-1-0
Campbell (NC) College	1-0-0
Colorado (Boulder) University	0-1-1
Colorado College	6-5-1
Colorado School of Mines	7-4-0
Colorado State University	0-3-0
Cooper College	2-2-0
Creighton (Neb.) University	1-2-0
University of Denver (Colo.)	2-1-0
Denver Area College	1-3-0
Doane (Neb.) College	5-1-0
Drake (Iowa) University	0-6-0
Drury (Mo.) College	0-1-0
East Central (Okla.) University	0-1-0
Eastern New Mexico University	2-4-0
Fresno (Calif.) State University	1-2-0
Gonzaga (Wash.) University	0-2-0
Grinnell (Iowa) College	4-2-0
Harding (Ark.) University	1-0-0
Hastings (Neb.) College	1-0-0
Illinois State University	0-1-0
Iowa Wesleyan College	1-0-0

Langston (Okla.) University	1-0-0
Lincoln (Mo.) University	3-0-0
Midland Lutheran (Neb.) College	7-0-0
Millikin (Ill.) University	1-0-0
Mississippi Valley State University	0-1-0
University of Missouri-Columbia	2-1-0
Missouri Valley College	8-7-0
Missouri Wesleyan College	1-0-0
Morningside (Iowa) College	1-2-0
University of Nebraska-Kearney	6-14-0
University of Nebraska-Lincoln	0-4-0
University of Nebraska-Omaha	13-14-1
Northeastern (Okla.) State University	1-1-0
Northern Colorado, University of	0-4-0
Northern Illinois University	0-2-0
University of Oklahoma-Norman	2-2-2
Oklahoma State University	1-6-0
Peru (Neb.) State College	6-1-0
Regis (Colo.) College	0-1-0
Rockhurst (Mo.) College	3-0-0
Saint Mary's (Texas) College	1-1-0
Sam Houston (Texas) State University	0-1-0
University of South Dakota	1-1-0
Southeast Missouri State University	0-3-0
University of Southern Colorado	4-7-0
Southern Illinois University, Carbondale	0-1-0
Southwest Missouri State University	2-4-1
Tarkio (Mo.) College	1-0-0
University of Tennessee-Martin	0-1-0
University of Texas A&M-Commerce	0-2-0
University of Tulsa (Okla.)	0-6-0
United States Military Academy	0-1-0
Washington (Mo.) University	1-2-0
Wayne (Neb.) State University	9-5-0
Western Illinois University	1-2-0
Westminster (Utah) College	0-1-0
William Jewell (Mo.) College	7-5-0
University of Wisconsin-La Crosse	2-1-0
University of Wisconsin-River Falls	1-0-0

CLUBS/OTHERS. WU Record

Denver Wheel Club	1-1-0
Fort Leavenworth	1-0-0
Fort Riley	2-0-1
Haskell Indian Nations	10-9-1
Highland Park	1-0-0
Kansas City Independents	1-0-0
Kansas City Medics	0-0-0
Kansas City YMCA	1-0-0
Kansas Medics	1-0-0
Lincoln Medics	1-0-0
St. Joseph Medics	1-0-0
Topeka High	7-0-0
Topeka Independents	2-0-0

2002 Opponents in Bold