

2003 Washburn Football Schedule

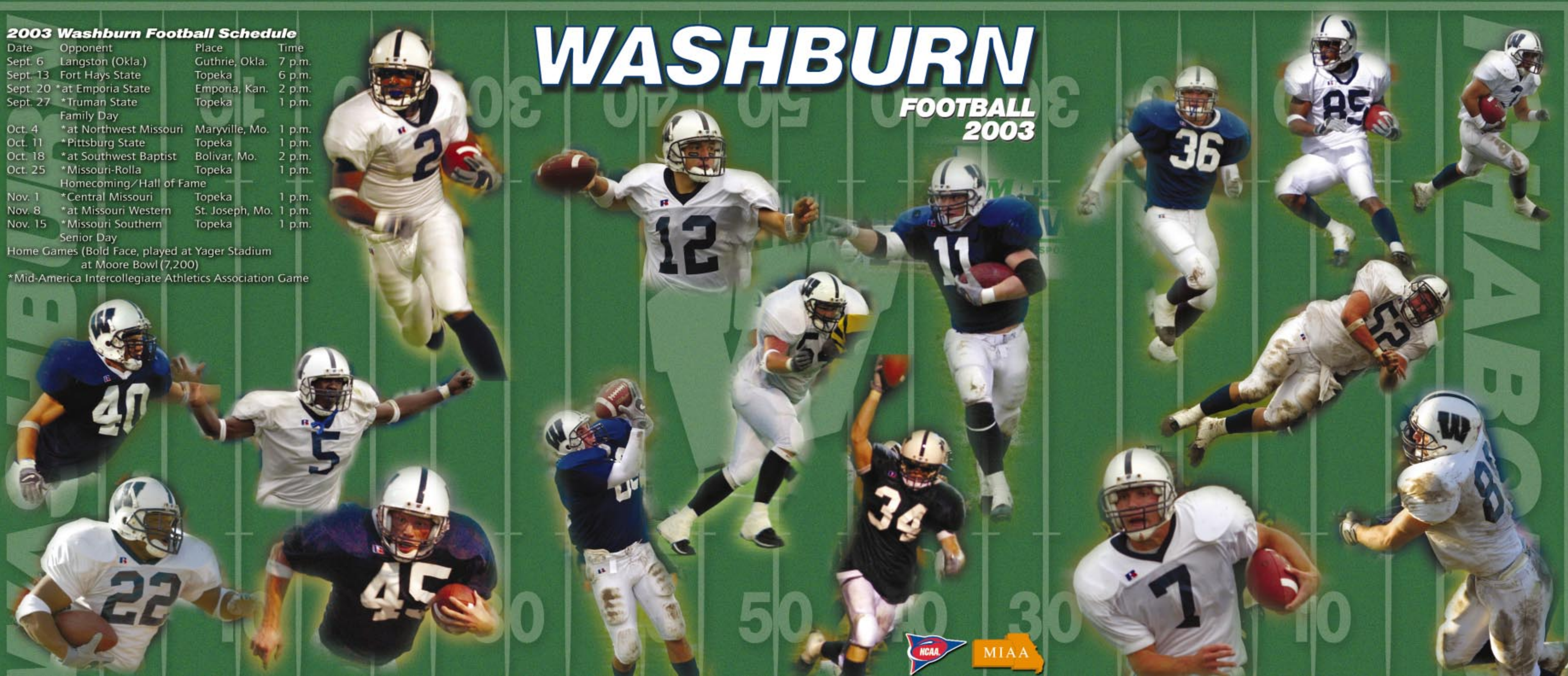
Date	Opponent	Place	Time
Sept. 6	Langston (Okla.)	Guthrie, Okla.	7 p.m.
Sept. 13	Fort Hays State	Topeka	6 p.m.
Sept. 20	*at Emporia State	Emporia, Kan.	2 p.m.
Sept. 27	*Truman State	Topeka	1 p.m.
Family Day			
Oct. 4	*at Northwest Missouri	Maryville, Mo.	1 p.m.
Oct. 11	*Pittsburg State	Topeka	1 p.m.
Oct. 18	*at Southwest Baptist	Bolivar, Mo.	2 p.m.
Oct. 25	*Missouri-Rolla	Topeka	1 p.m.
Homecoming/Hall of Fame			
Nov. 1	*Central Missouri	Topeka	1 p.m.
Nov. 8	*at Missouri Western	St. Joseph, Mo.	1 p.m.
Nov. 15	*Missouri Southern	Topeka	1 p.m.
Senior Day			

Home Games (Bold Face, played at Yager Stadium
at Moore Bowl (7,200))

*Mid-America Intercollegiate Athletics Association Game

WASHBURN

FOOTBALL 2003



Washburn Football

2003



2003 Seniors: (Front Row) Brian Peel, Brooks Myers, Morgan Dewey, Jeff Wimpy and Darold Smith. (Back Row) Eric Taylor, Kevin Pierce, Tim Watts, Jacob Barth, DaWight Benning and John McKinnley

Washburn

2003

Football



Travel Itinerary	2
Media Information	2
Covering the Ichabods	3
About Washburn	4-5
President Jerry Farley	5
2002-03 Washburn Athletics in Review . . .	6
Athletics Director Loren Ferre'	6
Ichabod Club	6
Washburn Athletics Success.	7
Athletics Staff.	8
Washburn Athletics Staff Directory	9
Yager Stadium at Moore Bowl	10-11
Washburn Facilities	12

<i>Ichabod Coaching Staff</i>	
Head Coach Craig Schurig	14-15
Assistant Coaches	16-18
Graduate Assistant Coaches	19
<i>The 2003 Washburn Ichabods</i>	
Homegrown in Kansas	20
Numerical Roster	22-23
Alphabetical Roster	23
2003 Preseason Two-Deep	24
2003 Season Preview	25-26
Returning Ichabods Player Profiles . .	27-43
Ichabod Newcomers	44-47
Ichabod Stat and Facts	48

Langston University	50
Fort Hays State University	51
Emporia State University	52
Truman State University	53
Northwest Missouri State University	54
Pittsburg State University	55
Southwest Baptist University	56
University of Missouri-Rolla	57
Central Missouri State University	58
Missouri Western State College	59
Missouri Southern State College	60
2003 Opponent Composite Schedule	61
Series Record vs 2003 Opponents	62

For more Information on Washburn
University Football, please contact:
Gene Cassell
Sports Information Director
Washburn University
Topeka, KS. 66621
On the web:
www.washburn.edu/athletics
Office Phone. 785.231.1010 x1791
Office Fax. 785.231.1091
Press Box. 785.231.1010 x1563

Coaches Office	785.231.1134
Ticket Office	785.231.1092
Location	Topeka, Kan.
Enrollment	6,500
Founded	1865
Nickname	Ichabods
Colors	Yale Blue and White
Stadium	Yager Stadium at Moore Bowl
Surface	Natural Grass
Capacity	7,200
National Affiliation	NCAA Division II
Conference Affiliation .	Mid-America



Season Flashback.....	64
2002 Game Recaps	65-75
2002 Season Stats.....	76-80
Superlatives/Starting Lineups.....	76
Individual Stats.....	77-78
Individual Game by Game Stats	79-80
Mid-America Intercollegiate Athletics ..	81-86
2002 Standings and Honors.....	81
2002 Final Stats.....	82-85
About the MIAA	86

A black and white photograph of a football player, number 20, running with the ball. He is wearing a dark jersey with the number 20 visible on the front. He is in motion, running towards the right side of the frame. The background is slightly blurred, showing other players and the field.

Offensive Records and Year By Year Leaders	
Individual Rushing	88
Individual Passing	89
Individual Receiving	90
Individual Total Offense	91
Individual Kickoff Returns	92
Individual Scoring	94
Defensive Records and Year By Year Leaders	
Individual Punting	93
Individual Defense	95
Team Records	
Ichabod Team Records	96
Ichabod Charts	97

Ichabod Most Valuable Players.....	98
Ichabod Football History.....	99
Conference Ties.....	99
Ichabod Honors and Awards.....	100
All-time Roster (1946-2002).....	101-106
Ichabod Yearly Football Summary... ..	107-108
Ichabod Coaching Records.....	108
Who Threw the First Forward Pass?.....	109
Game-by-Game Results with Dates ..	109-115
2004-2012 Future Schedule.....	115
All-Time Record Versus Opponents.....	116

The 2003 Washburn University Football Media Guide is intended to provide information for writers, broadcasters, sports editors, sports information personnel and fans who follow the Ichabods. Material in the guide was current as of the printing deadline of July 7, 2003. Additional information is available in the Washburn Sports Information Office and through weekly releases available to personnel from accredited media outlets covering the Ichabods.

Washburn University is in Topeka, Kan., at the intersection of 21st Street and Washburn Avenue. Yager Stadium at Moore Bowl is located west of the Petro Allied Health Center in the center of campus. Media parking is located on the north and south sides of the bowl.

The Washburn University Sports Information Office is located in room No. 200 D-E of the Petro Allied Health Center. Office hours are from 8 a.m. to 5 p.m., Monday through Friday. Phone: 785.231.1010 x1791; Fax: 785.231.1091. You may e-mail the SID office at gene.cassell@washburn.edu.

Media Credentials are available to personnel from accredited media outlets by contacting Gene Cassell, sports information director, Washburn University, Topeka, Kansas 66621. Credentials are available 90 minutes prior to kickoff at the Will Call window at the northwest entrance of Yager Stadium. All media seating is in the Bianchino Pavilion on the west side of Yager Stadium on

the third level. Press box space is reserved on a game-by-game basis and space is limited. Please contact the Sports Information Office at least one week before the game date to ensure a seat in the press box.


Radio Stations wishing to broadcast from Yager Stadium should make broadcast requests through the Sports Information Office at least one week in advance. One courtesy line will be made available to the official station of each visiting team. Additional stations wishing to broadcast must install their own line.

Telephone lines for writers to file their stories are available in Bianchino Pavilion. There are plenty of telephone lines for writers to file stories and photographers to wire photos.

Media Services include a game program and lineups, plus statistics and game notes for each team. Halftime stats are provided as well as individual and team stats and a play-by-play summary. Statistics are kept on the Automated Scorebook computer system by MRR Systems. Refreshments are available

before each game.

Postgame Interviews with Coach Craig Schurig are available to media personnel after his brief meeting with the team immediately following the game. Players will be brought, by request, to the press box or gathered on the field for interviews. Interviews during the week can be arranged by calling the Sports Information Office.



ICHABODS' TRAVEL ITINERARY

Sept. 6, 2003

Langston University

Leave: Sept. 6 at 10:30 a.m.

Return: Sept. 6 following game

Sept. 20, 2003

Emporia State University

Leave: Sept. 20 at 10:30 a.m.

Return: Sept. 20 following game

Oct. 4, 2003

Northwest Missouri State University

Leave: Oct. 4 at 10 a.m.

Return: Oct. 4 following game

Oct. 18, 2003

Southwest Baptist University

Leave: Oct. 17 at 2 p.m.

Lodging: Clarion, 3333 South Glenstone, Springfield, Mo. 65804

Phone: 417-883-6550

Return: Oct. 18 following game

Nov. 8, 2003

Missouri Western State College

Leave: Nov. 8 at 8:30 a.m.

Return: Nov. 8 following game

CREDITS

The 2003 Washburn University Football Media Guide was written and designed by Gene Cassell, sports information director. The book was edited by Regina Cassell, Louisa Schurig and Adrienne Collie.

Players' mug shots and some action photos were also taken by Cassell. Additional action photos were taken by the *Topeka Capital-Journal* and Chris Denies. Campus photos were provided by Peggy Clark, Washburn University photographer. Coaches and player mugs of opposing schools courtesy of each respective school's sports information department.



The guide was printed by Kelly Press, Inc. of Columbia, Mo.

The 2002 Washburn Football Media Guide (left) was judged seventh in the nation in the college division of the College Sports Information Directors Association of America.

PRINT**Topeka Capital-Journal (daily)**

785.295.1188
 785.295.1230 Fax
 616 Jefferson, Topeka, KS 66607
 1.800.777.7171
 Sports Editor: Kurt Caywood
 WU Beat Writer: Ken Corbitt
 785.295.1123

Kansas City Star (daily)

816.234.4355
 816.234.4360 Fax
 1729 Grand Ave., Kansas City, MO 64108
 Small College Beat Writer: David Boyce

Salina Journal (daily)

785.827.6363
 785.827.6060 Fax
 P.O. Box 779, Salina, KS 67401
 800.827.6363

Wichita Eagle-Beacon (daily)

800.825.6397
 316.268.6536 Fax
 825 East Douglas, Wichita, KS 67201
 Small College Beat Writer: Adam Knapp

Great Bend Tribune (daily)

316.792.1211
 316.792.8381 Fax
 2021 Forest, Great Bend, KS 67530
 Sports Editor: John Mesh

Hutchinson News (daily)

800.766.5772
 316.662.4186 Fax
 P.O. Box 190, Hutchinson KS, 67504
 Sports Editor

Washburn Review (weekly)

785.233.3211
 785.231.1035 Fax
 1700 SW College, Topeka, KS 66621
 Sports Editor

RADIO STATIONS**KWIC (99.3 FM)**

785.232.0993
 785.232.9993 Fax
 800 SW Jackson, Topeka, KS 66611
 Sports Director

KMAJ (1440 AM) / KTOP (1490 AM)

785.272.1196
 785.272.6219 Fax
 5301 SW 7th St., Topeka, KS 66606
 Sports Director: Mike Manns

KMAJ (107.7 FM) / KDVV (100.3 FM)

785.272.1196
 785.272.6219 Fax
 5315 SW 7th St., Topeka, KS 66606
 Sports Director: Mike Manns

WIBW (580 AM / 97.3 FM)

785.297.9797
 785.272.3536 Fax
 P.O. Box 119, Topeka, KS 66601
 Sports Department: Eric Peterson

TELEVISION STATIONS**KSNT (Channel 27 • NBC)**

785.582.3230
 785.273.9075 Fax
 P.O. Box 2700, Topeka, KS 66601
 Sports Director: Leo Doyle

KTKA (Channel 49 • ABC)

785.273.4949
 785.273.9075 Fax
 P.O. Box 2229, Topeka, KS 66601
 Sports Director: Marty Carpenter

WIBW (Channel 13 • CBS)

785.272.7030
 785.271.0418 Fax
 P.O. Box 119, Topeka, KS 66601
 Sports Director: Mark Ewing

WIRE SERVICES**Associated Press (Kansas City)**

800.852.4844
 816.421.3590 Fax
 215 West Pershing, Kansas City, MO 64108

Sportsticker

800.367.8935
 800.336.0383 Fax



Washburn University was established in February 1865 as Lincoln College by a charter issued by the State of Kansas and the General Association of Congregational Ministers and Churches of Kansas. A two-story brick building on the northeast corner of 10th and Jackson Streets was soon erected and the first classes began in January 1866. In 1868, the school was renamed Washburn College, in recognition of a \$25,000 donation by Ichabod Washburn, a church deacon and resident of Worcester, Mass.

The university was granted a permanent location in 1865 when Topekan Col. John Ritchie donated a 160-acre site, which at the time was a considerable distance southwest of the city. Construction on the first building began in 1872, with occupancy taking place in 1874. For the next two decades, college President Peter McVicar conducted an aggressive development campaign. His efforts resulted in the establishment of numerous Victorian limestone structures which characterized the campus for the next 90 years.

Expansion of the school was constant. The School of Law was organized in 1903, as was a School of Fine Arts and a medical school, which educated physicians until 1913. During the next three decades structures such as the Mulvane Art Museum, Benton Hall and Whiting Field House were added to the campus. In June 1966, a tornado struck Topeka and several historic buildings on campus were demolished. The Washburn community rallied and financial support from friends and alumni made possible the rebuilding of many school facilities during the coming years. Today, university facilities offer more than one million square feet of modern academic and support space.

In 1941, the citizens of Topeka



endorsed Washburn by voting to establish a municipal university, supported in part by the city and governed by a local board of regents. In 1952, the Washburn Board of Regents officially changed the name of the school to Washburn University of Topeka. In 1999, the university's primary funding was moved from city property tax to county sales tax sources, with the school retaining status as a municipal subdivision of the state. In addition to local financial support, Washburn has received state funds since 1961, which have been coordinated by the Kansas Board of Regents since 1991. Washburn is governed by its own nine member Board of Regents.

Washburn provides broadly-based liberal arts and professional education through more than 190 certificate, associate, baccalaureate, master's and juris doctor programs through the College of Arts and Sciences and the Schools of Law, Business, Nursing and Applied Studies. Ninety-seven percent of the faculty hold a doctorate or the highest degree available in their discipline.



Academic Majors

Alphabetical List of Majors

Accounting, BBA, MBA
Addiction Counseling, C, AAS, BAS
Adult Care Home Administrator, C, BAS
Allied Health C, AS, BHS
Anthropology, BA
Art History, BA
Art*, BA, BFA
Banking, AAS
Biology*, BA, BS
Business Administration, MBA
Business Education, B.Ed
Cardiac Sonography, C
Chemistry*, BA, BS
Clinical Psychology, MA
Communication, BA
Computer Information Science, BS
Computer Information Systems, AA, BA, BS
Correctional Administration, MCJ
Criminal Justice, AA, BSCJ
Criminal Justice, MCJ
Curriculum and Instruction, M.Ed.
Design Technology, AAS #
Diagnostic Medical Sonography, C
Early Childhood Education, AA, B.Ed
Economics, BA
Economics, BBA
Education, M.Ed.
Educational Administration, M.Ed
Elementary Education, B.Ed
English*, BA
Finance, BBA
Food Service, AA #
French*, BA
General Business, BBA
General Science, BS
General Sonography, C
German*, BA
Gerontology, AAS, BAS
Health Information Technology, C, AS
Health Services Administration, BHS
History*, BA
Human Services, C, AAS, BAS
Humanities and Creative and Performing Arts, AA
Industrial Technology, AAS #
Integrated Studies, BIS
Interrelated Special Education, M.Ed.
Law Enforcement, MCJ
Law, JD
Legal Studies, C, AA
Liberal Studies, MLS
Management, BBA
Marketing, BBA
Mass Media, BA
Mathematics*, BA, BS
Medical Imaging, BHS
Medical Technology, BS
Mental Health and Disabilities, AAS, BAS
Military and Strategic Studies, C
Music Education, BM
Music Performance, BM
Music, BA
Natural Science and Mathematics, AA
Non-Profit Management, C, AAS, BAS (in association with Public Administration)
Nursing, BSN
Office Administration C, AA #
Philosophy, BA
Physical Education*, BA, B.Ed
Physical Therapy Assistant, AS
Physics*, BA, BS
Political Science, BA
Pre-Dentistry
Pre-Engineering
Pre-Law
Pre-Medicine
Pre-Optometry
Pre-Pharmacy
Pre-Theology
Pre-Veterinary Medicine
Psychology*, BA, MA
Public Administration, C, BP
Public Health Nursing, C
Purchasing, C, AAS #
Radiation Therapy, C
Radiologic Technology, AS
Reading, M.Ed.
Religious Studies, BA
Respiratory Therapy, AS
RN Articulation, BSN
RN Refresher
School Nurse Certification, C
Secondary Education (see note)
Social Work, BSW
Social Work, MSW
Sociology, BA
Spanish*, BA
Studio Art, BA
Technology Administration, BAS
Theatre, BA
Vascular Sonography, C
Victim/Survivor Services, C, AAS, BAS
Youth Services, AAS, BAS

* Denotes fields in which Secondary Education teaching certificates are available.
Degrees are listed after majors (C=Certificate of Completion)
Denotes joint programs with Kaw Area Technical School

Dr. Jerry B. Farley

University President



Jerry Farley became the 14th President of Washburn University in 1997 following an extensive career in finance and business affairs at several Oklahoma higher education institutions. Aside from a full schedule of Washburn responsibilities, Dr. Farley speaks and teaches around the United States on topics related to Higher Education Finance, Auditing, Management and Leadership. He is a C.P.A. and has been the president and chair of the board of several state and national professional organizations. He has authored or co-

authored numerous articles and books on finance and accounting.

Dr. Farley holds a degree in finance and accounting, an MBA, and a Ph.D. in Higher Education Administration - all from the University of Oklahoma.

Serving on local and state boards has always been a priority for Dr. Farley. He is past president of the Topeka Chamber of Commerce. He has served on the board of directors of Red Cross, American Cancer Society, Boy Scouts, United Way and economic development corporations including Go Topeka.

He is the recipient of awards for outstanding contributions in public service, accounting, and higher education.



Steve Anson
Baseball



Bob Chipman
Men's Hoops

2002-03 Season Flashback

Team	Overall W-L	MIAA	MIAA Finish	Postseason
Baseball	21-27	13-18	7th	None
Basketball-M	25-5	15-3	1st	NCAA Rnd. 32
Basketball-W	27-3	15-3	1st	NCAA Elite Eight
Football	3-8	3-6	8th	None
Golf	112-37	34-2-2	1st	NCAA Nationals
Softball	34-14	13-5	2nd	None
Tennis-M	14-7	3-2	T3rd	NCAA Rnd. 32
Tennis-W	20-5	6-0	2nd	NCAA Rnd. 32
Volleyball	29-5	14-2	1st	NCAA Rnd. 32
Totals	288-112	116-44-2	(.722)	

**Overall athletic department
winning percentage - .720**



Chris Herron
Volleyball



Ron McHenry
Women's Hoops



Craig Schurig
Football



Doug Hamilton
Golf



Jennifer Hastert
**Men's / Women's
Tennis**



Tim Collins
Women's Soccer



Lisa Carey
Softball

Loren Ferre'

Athletics Director



Loren Ferre' became Washburn's director of athletics in February of 1996 after a six-year appointment at Black Hills State University in Spearfish, S.D. Ferre' is a dynamic leader who has implemented many internal changes within the athletic department since arriving on campus. He has put increasing scholarships and departmental fund-raising at the top of his list.

At Washburn, Ferre' has been instrumental in the establishment of a strong Ichabod Club support team and the raising of funds for athletic scholarships.

While at BHSU, Ferre' was also director of the Donald E. Young Sports Fitness Center, a 172,000 square foot, \$10.2 million facility. During his Black Hills tenure, the athletics department nearly tripled its outside revenue, including large increases in ticket sales and scholarship funding. All 10 varsity teams won a conference title in his final three years.

Before joining the staff at Black Hills State, Ferre' spent 17 years at the University of North Texas. He was the director of the Coliseum (1987-90) was the associate and assistant director since 1980. He held the post of event coordinator (1978-80).

Ferre' is a 1971 graduate of Texas Christian University, earning a bachelor of arts degree. He earned a master's in journalism from North Texas in 1982, and is currently finishing his doctorate at North Texas.

Ferre' is the NCAA Division II Men's Basketball South Central Regional Chairman serving his second year on the committee last season.

Ferre' and his wife Sarah, have two daughters, Caitlin and Hope, and reside in Topeka.

THE ICHABOD CLUB

WASHBURN ATHLETICS

The Ichabod Club is a booster club that works to promote Washburn University Athletics and provides financial support to its athletic programs. Membership in the Ichabod Club has played a major role in supporting the annual scholarship drive and making a difference in the lives of Washburn student-athletes for the past 20 years.

Washburn Athletics depends upon the annual contributions to the Ichabod Club Scholarship Fund to continue offering scholarship aid to our student-athletes.

The mission of the Ichabod Club is simply to provide the scholarship assistance to young men and women student-athletes (tuition, fees, books, room and board) unless the contribution is restricted to a specific sport or some other specific purpose. All gifts to the Ichabod Club are tax deductible to the full extent allowable by law.

Opportunities for alumni, friends, parents and boosters to become involved with the Ichabod Club program are available through pregame parties, golf tournaments, the Ichabod Club newsletter, monthly luncheons, the kick-off party and other special events.

For more information, call the Washburn Athletic Department at 785.231.1135.

Washburn teams excel on and off the courts and fields during the 2002-03 school year

Football

3-8 / 3-6 MIAA (8th)

- MIAA First Team: Eric Roth
- MIAA Second Team: Tim Watts
- Honorable Mention: Dustin Hickel, Sam Sissom, DaWight Benning, Kevin Pierce, Grant Gould, Joe Corcoran
- MIAA Freshman of the Year: Sam Sissom
- MIAA Commissioner's Academic Honor Roll: Joe Allison, Matt Durler, Kyle Fowler, Dustin Hickel, Chris Huelsman, Jonathan Mayes, Blake Meyer, Nick Smith, Eric Taylor, Adam Toby, Tim Watts, Derek Young, Andre Zandevakili
- D2Football.com Freshman Offensive Wide Receiver: Sam Sissom
- D2Football.com Freshman Defense: Linebacker Grant Gould
- D2Football.com First Team: Eric Roth
- D2Football.com Honorable Mention All-America: Eric Roth
- Daktronics First Team All-Region Defense: Eric Roth
- Cactus Bowl Senior All-Star Game: Eric Roth
- Offensive Team MVP: Dustin Hickel
- Defensive Team MVP: Joe Corcoran

Team Cumulative GPA 2.79

Volleyball

29-5 / 14-2 (1st)

- Won first MIAA Championship
- Made first NCAA National Tournament Appearance
- Coach of the Year: Chris Herron
- First Team: Dani McHenry
- Second Team: Alecia Barron, Lindsey Kersting, Anna Neufeld
- Honorable Mention: Susan Crooks, Mary Fisher
- American Volleyball Coaches Association First Team: Lindsey Kersting
- American Volleyball Coaches Association Second Team: Anna Neufeld
- Daktronics Division II First Team All-South Central Region: Dani McHenry
- Team MVP: Dani McHenry

Team Cumulative GPA 3.09

Men's Basketball

25-5 / 15-3 MIAA (1st)

- Won 7th MIAA Championship
- All-MIAA First Team: Ryan Murphy
- All-MIAA Second Team: Manny Clifton
- All-South Central Region Second Team: Ryan Murphy
- MIAA Commissioners' Academic Honor Roll: Ryan Tomlins, J.P. Meitner, Matt Tinsley
- Head Coach Bob Chipman recorded 20th 20-win season
- Team MVP: Ryan Murphy

Team Cumulative GPA 2.66

Women's Basketball

30-4 / 15-3 MIAA (1st)

- Won 2nd MIAA Championship
- Won 2nd MIAA Tournament Championship
- MIAA Most Valuable Player: Crystal Walker
- MIAA First Team: Crystal Walker
- MIAA Second Team: Carissa Goegelein
- MIAA Defensive Player of the Year: Crystal Walker
- All-South Central Region First Team: Crystal Walker
- WBCA Region 6 Coach of the Year: Ron McHenry
- WBCA All-Region 6 Team: Crystal Walker
- WBCA All-Star Game: Crystal Walker
- Daktronics/CoSIDA Third Team All-American: Crystal Walker

- MIAA Commissioner's Academic Honor Roll: Bethany McGraw, Kristy Chapman, Maggie Diehl, Alison Garrett, Crystal Walker, Lora Westling
- Team MVP: Crystal Walker

Team Cumulative GPA 3.19

Softball

34-14 / 13-5 MIAA (2nd)

- All-MIAA First Team: Dara Clouse, Katie Schmidt, Tiffany Whitt
- All-MIAA Second Team: Katie Gregg
- All-MIAA Honorable Mention: Ashley Perkins, Julie Blaufuss, Kala Huske, Jackie Sells
- MIAA Commissioner's Academic Honor Roll: Julie Blaufuss, Dara Clouse, Jackie Horn, Ashley Perkins, Katie Schmidt, Jackie Sells
- Team MVP: Julie Blaufuss

Team Cumulative GPA 3.05

Baseball

21-27 / 13-18 (7th)

- All-MIAA First Team: Dylan Smith
- All-MIAA Second Team: Sam Sissom
- All-MIAA Honorable Mention: Jerad Head
- NBCA First Team All-Region: Dylan Smith
- MIAA Commissioner's Academic Honor Roll: Allan Cooper, Matt Deutsch, Brigham Joy, Ben Rutherford
- Team MVP: Dylan Smith

Team Cumulative GPA 2.96

Women's Tennis

20-5 / 6-0 (2nd at MIAA Tournament)

- All-MIAA First Team: Caitlin Day (singles and doubles), Lindsey Sullivan (doubles), Holly Munro (singles)
- All-MIAA Second Team: Erin Underwood (doubles), Katie Schmidt (doubles), Kris Castillo (singles and doubles)
- Academic All-MIAA: Erin Underwood
- All-MIAA Honorable Mention: Erin Underwood (singles), Katie Schmidt (singles)
- MIAA Commissioner's Academic Honor Roll: Caitlin Day, Erin Underwood
- Team MVP: Caitlin Day

Team Cumulative GPA 2.98

Men's Tennis

14-7 / 3-2 (T-3rd at MIAA Tournament)

- All-MIAA First Team: Nate Hurd (singles)
- All-MIAA Second Team: John Johnson (singles), Rafeal Valez (singles), Brett Coleman (singles), Blake Edwards (doubles), Tyler Kinder (doubles)
- All-MIAA Honorable Mention: Sydney Bwalya (singles and doubles), John Johnson (doubles), Rafeal Valdez (doubles), Brett Coleman (doubles)
- Academic All-MIAA: Tyler Kinder
- Team MVP: Nate Hurd

Team Cumulative GPA 2.89

Golf

112-37 / 1st place MIAA

- Won first MIAA Championship
- First NCAA National Tournament Appearance
- All-MIAA: Garrett Donovan, Derek Dultmeier, Cam Hubbard
- MIAA Commissioner's Academic Honor Roll: Chris Alpers, Derek Dultmeier
- NCAA All-Central Region: Matt Warnock, Derek Dultmeier, Cam Hubbard, Garrett Donovan
- MIAA Coach of the Year: Doug Hamilton
- Team MVP: Derek Dultmeier

Team Cumulative GPA 3.18

By the numbers

**Cumulative Athletic
Department Grade Point
Average as of Spring 2003**

2.98

**2002-03 MIAA
Commissioner's Academic
Honor Roll Members**

36

**Of 186
Student-Athletes, number
who had 3.0 GPA or higher**

99

**Of 186
Student-Athletes, number
who had 3.5 GPA or higher**

44

**Of 186
Student-Athletes, number
who had 4.0 GPA or higher**

14

**Number of
Student-Athletes to receive
all-MIAA Athletic Honors**

51

**Overall
Won-loss record of
Washburn Athletic Teams as
of 5/21/03**

288-112 (.720)

Janet Degginger

Assistant Athletics Director



Janet Degginger is entering her 16th year as Washburn's assistant athletics director.

Degginger returned to her alma mater in 1987 as assistant director of athletics. In that capacity, she is responsible for managing and monitoring all of the business and financial affairs of the department. In addition, she supervises personnel in the administrative office, ticket office, training room, equipment room and Petro maintenance staff. During the 1995-96 academic year, Degginger served as the interim director of athletics during the national search for an athletic director. She also currently serves as the university's senior women's administrator.

Degginger has served on several university, conference and national committees. She is currently a member of the NCAA Professional Sports Liaison Committee and has served on a sub-committee of the NCAA Research Committee for developing a financial analysis report. She is a past secretary/treasurer of the MIAA and is currently a member of the budget committee. She is a member of Washburn's Faculty Athletics and Financial Aid committees.

Degginger is a 1967 graduate of Washburn and has done post-graduate work at Kansas. She has a son, Preston.

Steve Ice

Head Athletic Trainer



Steve Ice enters his 22nd year as the Head Athletic Trainer at Washburn University.

Ice took over the Ichabods and Lady Blues programs in the fall of 1982 after a two-year assignment as the Associate Athletic Trainer at Lehigh University in Bethlehem, Penn.

During Ice's tenure at Washburn, the athletics training staff has seen the addition of the Petro Allied Health Center as a valuable resource for the prevention and rehabilitation of WU student-athletes.

Ice received his bachelor's degree from St. Mary of the Plains College in Dodge City, Kan., in 1977 and earned his master's from the University of Kansas in 1980. Ice also served as a graduate assistant athletic trainer for the Jayhawks from 1977 to 1979.

In addition to his duties at Washburn, Ice works in conjunction with the Orthopedic Clinic and Sports Medicine of Topeka. Steve and his wife Janis have four children; Brian, Patrick, Jenna and Alyssa.

Karmen Byers

Assistant Athletics Director



Karmen Byers is in her third year as the Assistant Athletic Director of External Relations.

At Washburn, Byers serves as ticket manager for all sports. She also focuses on marketing and public relations for increasing interest and attendance on Ichabod and Lady Blues game nights.

Prior to joining the athletic department, Byers worked at Atwood Publishing in Overland Park, Kan. where she was an advertising sales executive for four different publications.

Byers is a 1999 graduate of Kansas State University with a Bachelor's Degree in journalism and advertising.

She is married to former Washburn basketball player David Byers. The couple lives in Topeka.

Ron Wessel

Head Equipment Manager



Ron Wessel enters his 23rd year at Washburn University as the Head Equipment Manager for the athletics department.

Wessel, a native of Sierra Vista, Ariz., is in charge of maintaining all of the athletics department's equipment needs. He attended Baker University in Baldwin City and was the school's football manager from 1976-79. Wessel then accepted the equipment manager's position at Washburn in the spring of 1980.

He is a member of the American Equipment Managers Association and became certified in 1992. Wessel has served as a District Director of the AEMA since 1993.

In addition, he serves on the Continuing Education Committee of the AEMA.

Ron lives in Topeka and enjoys all kinds of sports, traveling, science fiction and physical fitness.



Larry Blumberg

Faculty Athletics Representative



Susan Foremsky

Administrative Assistant for Development



Gill Herrera

Facilities Manager



Sandy Foster

Athletics Secretary

Washburn Sports Information Office



Gene Cassell
Sports
Information
Director

Gene Cassell is entering his fifth full season as Washburn Sports Information Director after starting in December 1998. Cassell is a Marshall, Mo., native and a 1997 graduate from Northwest Missouri State University, where he graduated with a Bachelor of Science in journalism accompanied with a minor in broadcasting. At Northwest, Cassell worked in the Sports Information Office and on three university media outlets while at Northwest.

Besides his overseeing the media relations of Washburn's nine athletic teams,

Cassell also runs game administration and is the webmaster of "The Blue Zone" - The Official Site of Washburn Athletics. Cassell is a member of CoSIDA and a member of the Publications Contest Committee.

Cassell has received 29 citations for excellence for office publications, including two best in the nation, ten second place finishes and six best covers in the nation. Cassell and his wife, Regina, live in Topeka with their son Jacob who was born on March 23, 2003. Regina is an instructor in the Washburn mass media department.

Washburn University

Main campus switchboard number: 785.231.1010
 General athletics number: 785.231.1134 Athletics fax number: 785.231.1091

Washburn University Board of Regents

Chuck Engel, Topeka - chairman
 Tim Etzel, Topeka - vice chairman
 Harold "Hal" Dick, Hutchinson - past chairman

Jim Roth, Wichita
 Mayor Butch Felker, Topeka
 Blanche Parks, Topeka

Ben Blair, Topeka
 Karen Lee, Topeka
 Janice B. DeBauge, Emporia

University Administration

President	Dr. Jerry Farley	x1556
Vice President / Administration & Treasurer	Wanda Hill	x1634
Vice President / Academic Affairs	Dr. Ron Wasserstein	x1649
Vice President / Student Life	Dr. Denise Ottinger	x1390
Vice President / Enrollment Management	Al Dickes	x1812

Washburn Athletics Phone Numbers

Director of Athletics	Loren Ferre'	x1794
Associate Director of Athletics for Development	TBA	x1334
Assistant Director of Athletics/SWA	Janet Degginger	x1790
Assistant Director of Athletics for External Relations	Karmen Byers	x1092
Sports Information Director	Gene Cassell	x1791
Faculty Athletics Representative	Larry Blumberg	x1493
Head Athletic Trainer	Steve Ice	x1753
Head Equipment Manager	Ron Wessel	x1761, x1338
Athletic Facilities Manager	Gil Herrera	x1304
Athletics Secretary	Sandy Foster	x1339
Administrative Assistant for Development	Susan Foremsky	x1466

Coaching Staff

Football

Head Coach	Craig Schurig	x1134
Offensive Coordinator	Brian Miller	x1705
Defensive Coordinator	Chris Brown	x1795
Defensive Line Coach/Strength and Conditioning	David Trupp	x1335
Linebackers	Cooper Harris	x1798
Wide Receivers	Rob Robinson	x1947

Volleyball

Head Coach	Chris Herron	x1946
----------------------	------------------------	-------

Women's Soccer

Head Coach	Tim Collins	x1756
----------------------	-----------------------	-------

Baseball

Head Coach	Steve Anson	x1793
----------------------	-----------------------	-------

Softball

Head Coach	Lisa Carey	x1797
----------------------	----------------------	-------

Men's Basketball

Head Coach	Bob Chipman	x1355
Assistant Coach	Kerry Dickerson	x1333

Women's Basketball

Head Coach	Ron McHenry	x1796
Assistant Coach	Dustin Odum	x1462

Golf

Head Coach	Doug Hamilton	x1764
----------------------	-------------------------	-------

Men's and Women's Tennis

Head Coach	Jennifer Hastert	x1757
----------------------	----------------------------	-------

Opening 2003



For the first time since 1966 when a tornado devastated the Washburn campus destroying several buildings, including the Moore Bowl press box, a major renovation has taken place upgrading the Ichabod football facility.

The \$4.3 million construction project began following the 2002 football season. A new press box, president's level, hospitality lounge and booster area will reshape the scenery around the football field. Additional changes include new restroom facilities, concession stands and a viewing point at the north end of the field which will include an Ichabod statue, memorial walkway and donor's plaques.

The new name of Yager Stadium at Moore Bowl is in honor of former Ichabod runningback Gary Yager. An anonymous donor pledged \$1 million. The first lead gift to the stadium renovation was from former Ichabod defensive end Bernie Bianchino who donated \$500,000 for the Bianchino Pavilion which will house six suites, a president's suite, media facilities, new restroom and concession facilities and meeting rooms.

Moore Bowl has served as the home for Washburn football since its dedication on Sept. 28, 1928 - a 20-12 loss to William Jewel. Throughout its 73-year history, the bowl has been witness to hundreds of high school and college games,

long-standing conference rivalries and the tornado of 1966.

Construction of the original bowl was part of a \$215,000 athletic project, which also included the addition of Whiting Field House to the Washburn campus. The bowl was built in a natural depression south of Old Thomas Gymnasium and was designed to be similar to the facility at the University of Colorado. By taking advantage of the natural depression, the bowl was constructed in just seven months at a cost of approximately \$30,000. The construction work was under the direction of Cleveland S. Loper, head of the engineering department, with the contract for the excavation given to C.A. Ritchie of Topeka.

The original design for the horseshoe-shaped bowl (overall size of 400' by 650') called for 15,000 seats - 8,000 in the original construction with the remaining seats to be built along the north end of the horseshoe. Additional seating was not added and the bowl currently has a seating capacity of 7,200. A press box and concessions stands were added to the facility in 1963 but destroyed three years later in the '66 tornado.

The bowl was named in honor of George Godfrey Moore, a Topeka sports enthusiast who had developed a reputation throughout the Midwest as a keen sportsman and friend of Washburn.





Feb. 6



Feb. 17



Feb. 21



March 3



April 1



April 23



April 31



May 9



May 21



June 3



June 10



June 17



June 23



June 26



Gary Yager

Gary Yager, a native of Kansas City, Mo., and current vice chairman and director of Western National Bank and Unison Bancorp, Inc., was a member of the Ichabods from 1972-75 and rushed for 1,297 yards and 12 touchdowns in his career. Yager came to Washburn and to the Ichabod football program because of the athletic scholarship he received coming out of East High School.

His rushing total ranks 11th all-time in the Washburn career charts, leaving school as the fifth leading ground-gainer in Ichabod history. His most successful season came during his senior campaign when he rushed for 748 yards and eight touchdowns en route to First team All-Great Plains Athletic Conference honors. The eight touchdowns were the second most in school history in a single-season and that total still ranks in the top six all-time while the 748 yards is ninth on the all-time chart.

Upon his graduation from Washburn in 1976 with a bachelor of business, Yager remained in Topeka taking a position at the First National Bank of Topeka as the assistant vice president of correspondent banking - a position he held for 10 years before moving to Commerce Bank & Trust Company as the vice president of loans. While at Commerce Bank & Trust, he managed a \$34,000,000 loan portfolio.

Yager has remained close to Washburn and to the Ichabod football program. He served on the recent search committee for the Ichabod head coach and is currently a member of the Football Stadium Renovation Committee helping to fund-raise for the project working as an integral part of getting the Topeka corporate and banking communities involved. He is also past president and treasurer of the Sigma Phi Epsilon Alumni Chapter.

Other positions he has been elected to is the vice chairman of the Topeka Housing Authority.

Staying active and dedicated to the Topeka and Washburn communities are two of the reasons that compelled the donor to honor Yager with the stadium gift.

Yager is married to former Washburn student athlete Widge Swartz. At Washburn Widge participated in both volleyball and gymnastics. The Yagers have two sons, Tyson and Tab.



Note: Final photo taken July 7 before printing deadline.



WEIGHT ROOM

After more than \$150,000 in upgrades to the weight room, the Washburn athletic program now boasts one of the best facilities in the Midwest.

Ichabod Power is based on using free weights and the feet in contact with the floor, using triple extension of the ankle, knee and hip. This type of training is used to develop athletes stability in the joints and trunk, and power in the lower body when in contact with the playing surface. Each multi-rack and Olympic platform allows the Washburn athlete to perform Olympic Lifts on a solid oak surface.

The multi-racks are self-contained with all the weight on the rack. This allows the Washburn athlete to perform 90 to 95 percent of their work in one area. The racks and platforms have special features that allow the student-athlete to perform secondary exercises with special attachments. The installation of new equipment transformed Washburn's weight room into a top notch facility.



TRAINING ROOM

The Washburn Athletic Training Center is one of the most advanced in the Midwest. The four-year old facility is nearly triple the size than the one it replaced.


Steve Ice, Washburn's Head Athletic Trainer, has been with the Ichabods and Lady Blues athletic programs for more than 24 years. He has a student staff of more than 20. Joining Ice's staff this season will be assistant John Burns, who will also teach in the Health and Physical Education Department.

Dr. Iris Gonzalez, the campus physician, is the team's resident doctor. Dr. Matthew Bohm of the Cotton O'Neil Clinic comes to campus every Wednesday to evaluate student-athletes and to educate athletic trainers. Orthopedic Clinic and Sports Medicine provides state-of-the-art orthopedic care. The clinic has a team of five surgeons, a physical assistant, registered nurses, a physical therapist and certified athletic trainers. Stormont-Vail's Gerald Applehans, Director of Physical Medicine, provides Michael Ramirez, ATC-R, for daily treatments, education and internship sites.



COACHES AND STAFF

Head Coach
Craig Schurig



Brian
Miller



Chris
Brown



Rob
Robinson



David
Trupp



Cooper
Harris



Craig Schurig
Head Coach

Bod Bits

Coaching Experience

- Pittsburg State Defensive Backs and Punt team coordinator (1996-2001)
- Pittsburg State Tight Ends (1993-95)
- Colorado School of Mines Running Backs (1992)

Playing Experience

- Colorado School of Mines Defensive Back



A new era in Washburn football began when Craig Schurig was named head coach of the Ichabod football program Dec. 28, 2001.

After one season as the Ichabods' head coach, Schurig has already made his mark at Washburn defeating arch-rival Emporia State in the final game in Moore Bowl snapping an 11-game losing streak to the Hornets.

After coaching for nearly a decade in a winning program, Schurig has brought the knowledge of success, a winning attitude and a new intensity to the Ichabod football program.

Schurig spent nine seasons as a member of Pittsburg State's coaching staff. While at Pitt State, Schurig coached 10 All-MIAA players and four All-Americans.

His last duties on the Gorillas' coaching staff was directing the defensive backs for six seasons in Pittsburg. While coaching the defensive backs, Schurig also spent six seasons as the punt team coordinator.

Prior to working with the defensive backs, he worked three seasons with the Gorillas' tight ends.

While on the Gorillas coaching staff, Schurig was a part of an NCAA national finalist squad in 1995, four MIAA Championship teams and eight NCAA Division II playoff teams. He helped guide one of the top defenses in Division II including the top-ranked defensive squad in



1999.

Before arriving at Pittsburg State, Schurig spent the 1992 season as a volunteer assistant coach at his alma mater, Colorado School of Mines joining the Gorillas in 1993.

Schurig, a Willingboro, N.J., native, was a four-year letterman as a defensive back at Colorado Mines and was selected team captain as a senior. He earned second-team All-Rocky Mountain Athletic Conference honors as a senior. He graduated in 1987 with a bachelor's degree in petroleum engineering.

Schurig earned a master's degree in physical education at Pittsburg State in 1996. Craig and his wife, Louisa, have a daughter, Samantha, and two sons, Mitchell and Michael.





The Schurigs

Louisa, Mitchell,
Samantha,
Michael
and Craig.



Schurig vs All-Opponents

MIAA Opponents

Central Missouri	0-1
Emporia State.	1-0
Northwest Missouri . .	0-1
Missouri-Rolla.	1-0
Missouri Southern . . .	0-1
Missouri Western	0-1
Pittsburg State	0-1
Southwest Baptist . . .	0-1
Truman State	1-0
MIAA	3-6

Non-Conference

Fort Hays State.	0-1
Wisconsin-LaCrosse . .	0-1
Non-Conference	0-2


Overall Coaching Records

3-8	one season
---------------	------------

Washburn Year by Year

2002.	3-8 (3-6 MIAA)
Totals	3-8 (3-6 MIAA)





Brian Miller **Offensive** **Coordinator**

Brian Miller begins his second season as the Ichabods' offensive coordinator and offensive line coach.

Miller, a native of Golden, Colo., was the offensive coordinator at Minnesota-Crookston since 1996.

Miller spent five seasons as the offensive coordinator with the Golden Eagles.

Prior to coaching at UMC, Miller coached for the Northern State Wolves, where he was special teams coordinator, and coached defensive line and running backs, each for a season.

Coach Miller graduated in 1989 with a bachelor of arts degree from Hastings College

in Nebraska, and a master's of science from St. Cloud State. He and his wife Michelle reside in Topeka with their two sons: Matt and Alex, and daughter Bailey.



Bod Bits

Coaching Experience

- Minnesota-Crookston offensive coordinator (1996-2001)
- Northern State special teams coordinator/defensive line/running backs (1995)
- St. Cloud State running backs (1993-94)

Playing Experience

- Hastings College Linebacker



Chris Brown **Defensive** **Coordinator**


Chris Brown is in his second season as the Ichabods' defensive coordinator and defensive secondary coach after spending the past four seasons at his high school alma mater in Liberal. His last season, he was the defensive coordinator and he spent the previous three as the linebackers' coach. While at LHS, the Redskins compiled a 37-5 record.

Brown, a native of Liberal, Kan., is a 1997 graduate of Pittsburg State University where he recorded 470 tackles in 43 starts in his career at free safety. He is one of only three Gorillas to earn all-American honors three times. He was an unanimous first team all-American selection his senior season and was named

the CNN Division II National Player of the Year in 1995. In the championship game as a freshman he recorded a record 21 tackles against Jacksonville State. He was also named to the NCAA Quarter Century Team from all players from 1975 to 1999 at free safety.

His senior season the Gorillas were second in the nation in scoring defense allowing 10.9 points per game, fifth in rushing defense 67.5 and sixth in total defense 239.6 ypg. He also took part in the 1992 Kansas Shrine Bowl.

He and his wife, Daphne, live in Topeka with their boys, Hunter and Hayden.



Bod Bits

Coaching Experience

- Liberal High School defensive coordinator (1998-2001)

Playing Experience

- Pittsburg State Free Safety



Rob Robinson **Wide Receivers/ Recruiting Coordinator**

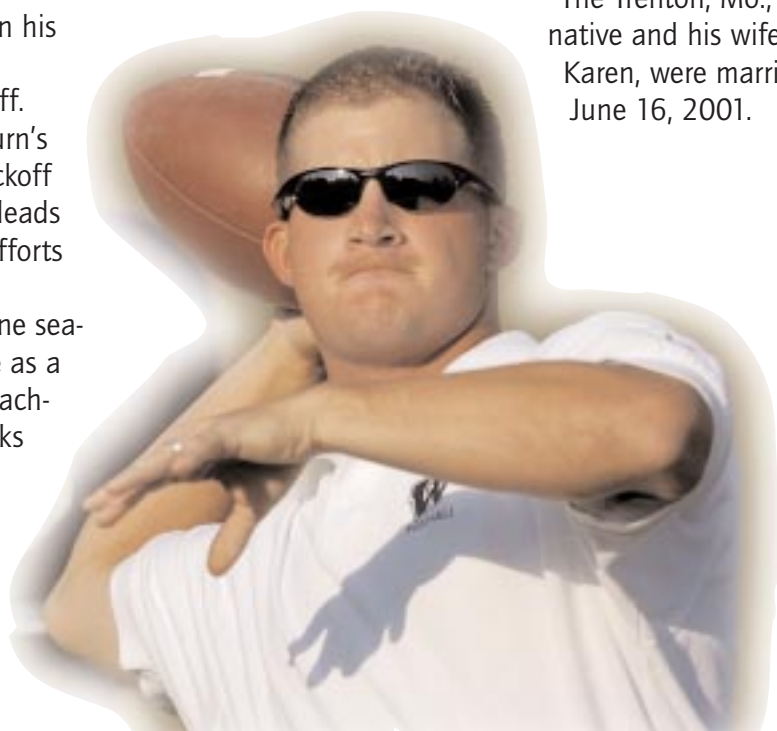
Rob Robinson is in his second season on the Ichabod coaching staff.

He will direct Washburn's wide receivers and kickoff return team. He also leads the 'Bods recruiting efforts as the coordinator.

Robinson spent one season at Pittsburg State as a graduate assistant coaching the defensive backs with Ichabod head

He was named the 1997 and 1998 Special Teams Player of the year and was an all-conference selection his junior season. As a senior he was named to the Player's Council and was a third team all-HAAC selection.

The Trenton, Mo., native and his wife, Karen, were married June 16, 2001.



Bod Bits

Coaching Experience


- Pittsburg State defensive back graduate assistant (2001)

Playing Experience

- William Jewell Fullback

coach Craig Schurig.

Robinson is a 2000 graduate from William Jewell College in Liberty, Mo. He was a four-year letterman for the Cardinals at fullback, playing on special teams as well.



David Trupp **Defensive Line/ Speed, Strength and Conditioning Coordinator**

David Trupp, C.S.C.S. is in his second season as the Ichabods' defensive line coach and the strength and conditioning coordinator. He also coaches the punt team. Trupp has also attained his Level 1, Olympic Certification training.

Trupp spent the 2001 season as the defensive coordinator and offensive line coach at Monett (Mo.) High School.

From 1996 to December 1998, Trupp was the defensive tackle coach and an off-season strength and conditioning supervisor while completing his master's degree at Pitt State.

Trupp received his teaching

certificate in 1992 from Washburn after completing his bachelor of science degree from Baker University. He was also a member of the Nebraska Cornhusker's football team from 1986 to 1987 before transferring to Baker.

He also coached at Washburn Rural High School, Topeka High School and Hayden High School. He played high school football at Washburn Rural High School.

Trupp and his wife Jean have one son, Connor and live in Topeka.



Bod Bits

Coaching Experience

- Monett (Mo.) High School defensive coordinator (2001)
- Pittsburg State assistant defensive line and offseason strength and conditioning assistant (1996-1998)
- Washburn Rural, Topeka and Hayden High Schools

Playing Experience

- Nebraska/Baker Linebacker



Cooper Harris Linebackers/Special Teams Coordinator

Cooper Harris is in his second season with the Ichabods after spending one season as graduate assistant for 2001 NCAA Division II Champion North Dakota Fighting Sioux. He coaches the Ichabod linebacking corps and is also the Ichabod special team coordinator.

In 2000, Harris served as defensive coordinator at William Aberhart High School in Calgary, Alberta. He helped coach the team to a city championship.

Harris played in the Canadian Football League from 1995-2000 for Toronto and Hamilton. He was a linebacker, special teams captain and special teams MVP in 1998 for

Hamilton and was a member of two Grey Cup champion

teams in Hamilton and Toronto.

A native of Calgary, Alberta, Harris graduated from Pittsburg State in 1995 with a bachelor's degree in physical education. Harris has also finished his master's degree and sports psychology from the University of North Dakota.

Harris played for the Gorillas from 1992-1994, earning second team all-conference honors in 1993 and first team all-conference honors in 1994. As a senior, Harris was a team captain and most valuable defensive player at linebacker.

At Pitt State, Harris recorded 241 tackles in 31 games, which ranks eighth on the Gorillas' all-time tackles chart.

He recorded 17 in the 1992 NCAA National Championship game against

Jacksonville State.

Before transferring to Pittsburg State, Harris was an honorable

mention all-America

and first team all-conference choice

at Independence Community College. He was

also the team captain and chosen

as the team's Most Valuable Player.

Cooper's father Wayne is in the Canadian Football League's Hall of Fame.



Bod Bits

Playing Experience

- Pittsburg State Linebacker
- Toronto/Hamilton Canadian Football League

Coaching Experience

- North Dakota Tight Ends graduate assistant (2001)
- William Aberhart High School, Calgary, Alberta Defensive Coordinator (2000)

Washburn Assistant Coaches 1961-present

Bill Bachman 1983-84

Dennis Bean 1974-78

Duke Benz 1967-68

Travis Boulware 1985-86

Chris Brown 2002-pr

Dennis Caryl 1985-89

Jack Clanton 1966-68

Mark Clark 1982

Bill Danenhauer 1985-89

Charlie Dieker 1984

Dave DiMaggio 1984

Larry Elliott 1966-73, 1983-84

Mark Elliott 1985

Ray Glaze 1962

Cooper Harris 2002-pr

John Harting 1963

Ron Heck 1964-65

Keith Herlting 1983-84

Jake Hunter 2001

Glenn Jagodzinske 1981-82

Clay Johnson 1971-77

Bob Jones 1965

Jack Keelan 1962

B.D. Kennedy 1991-2001

Gary Kershner 1964

Brian Kramer 1985

Keita Malloy 2001

Marion McDonald 1962-63

Mike McGraw 1979-81, 1984

Jerry McMillan 1990

Brian Miller 2002-pr

Dale Neely 1962-63

Bob Noblitt 1969-70

David Noblitt 1971-74

Rance Olison 1983-84

Dale Perine 1991-2000

Todd Rundle 1996-97

Phil Ramsey 1964-65

Rob Robinson 2002-pr

Mike Rutherford 1984

Tim Saylor 1966

Mike Schartz 1998-2000

Leon Shelinbarger 1964

Norman Short 1962-63

Ralph Smith 1963

Jim Steele 1985

John Strollo 1983

Scott Swofford 1979-80

Terry Szucs 1981-82

Fred Thompson 1964

Rodger Tiesing 1973

David Trupp 2002-pr

Max VanLaningham 1978

Mike Waldie 2001

Steve Walter 1985-95

Andy Williams 1990-2000

GRADUATE ASSISTANTS

Zac Nally



Former Washburn Wide Receiver Zac Nally begins his first season as an Ichabod graduate assistant coach after spending the last two seasons as a student assistant for the Ichabods. He will coach the tight ends.

Nally was a three-year member of the on-the-field Ichabods. His career was cut short after injuring his knee during the 2001 spring game.

His one catch for the Ichabods was a 30-yard touchdown reception against Southwest Baptist on homecoming in 2000. He was also named to the MIAA Commissioner's Academic Honor Roll that season.

Nally graduated from Washburn in May, 2003 with his degree in physical education and is currently working on his master's degree.

Nally and his wife, Erin, have one daughter, Allison, and lives in Topeka.

Travis Stepps



Former Pittsburg State defensive back Travis Stepps is in his second season as a graduate assistant on the Ichabod coaching staff. He will work with the running backs. He is currently working on his master's degree in Liberal Studies.

As a senior, he led the MIAA in passes defended with 15 pass break-ups and three interceptions while recording 42 tackles en route to second team All-American pick for the second time in his career gaining first team All-MIAA honors.

He was also an All-American selection his junior season after recording 45 tackles and received MIAA Player of the Week honors twice. His sophomore and freshman campaigns, Stepps received honorable mention accolades.

Stepps, a Fort Scott, Kan., native, is a 1997 graduate of Fort Scott High where he earned first team Class 4A All-State honors for the state-champions and participated in the 1997 Kansas Shrine Bowl.

Brent Senogles



Former Washburn defensive end Brent Senogles returns to the Ichabod coaching staff for his second season as a graduate assistant.

Senogles came to the Ichabods in 1994 and redshirted the season.

After his redshirt season, Senogles made the switch from the offensive line to the defensive line. As a senior,

Senogles had 42 tackles playing in 10 games and led the Ichabods in sack yardage with three quarterback stops for 15 yards. He was second on the team with six tackles for 24 loss yards. He finished his career with 60 tackles with 30 solo stops.

Senogles graduated from Washburn in 2000 with his degree in history and he is currently working on his master's degree in Liberal Studies.

Dion Meneley



Topeka native and former Pittsburg State linebacker Dion Meneley joins the Ichabods for his first season as a Washburn graduate assistant coach.

Meneley is working on his master's degree in administration and will help guide the linebacking corps.

Meneley was a two-time All-MIAA selection at outside linebacker and a two-time honorable mention pick as well.

Meneley was a six-year member of the Pitt State football team due to a medical redshirt in 1997. In 1995, he saw action in all 14 games as a redshirt freshman recording 22 tackles helping PSU post a 12-1-1 record and finish as the NCAA-II runner-up. As a junior he finished the regular season tied for third on the team with 60 tackles. He started first two games of '97 before suffering season-ending knee injury. He saw action in all 10 games in 1998, after moving to defensive end and recorded 66 tackles including eight sacks. He moved back to linebacker as a senior and recorded 55 tackles (23 solo) with 9 TFLs and 3 QB sacks and was also a 1999 PSU team captain.

STUDENT ASSISTANT

Larry Schembri



Former Washburn linebacker Larry Schembri begins his second season as an Ichabod student assistant after his playing career was cut short by a neck injury.

Schembri made an immediate impact as a redshirt freshman after leading the team with 90 tackles including 44 solo stops and 15 tackles for loss while forcing

ing and recovering two fumbles and starting all 11 games en route to honorable mention All-MIAA honors.

In high school he was named 5A Defensive Player of the Year, first team all-district, first team all-conference, second team all-area *Dallas Morning News*. An All-state academic second team selection. Recorded 341 career tackles. Named first team all-district and conference following junior season. District champ in discus.

He is majoring in education at Washburn.

Recruiting in-state priority No. 1 for the Ichabod coaching staff

The 2003 Washburn Ichabod roster features 59 homegrown Kansans. In only his second year as the Ichabods' head coach, Craig Schurig has put a premium on recruiting the best players in Kansas.



Craig Schurig

"Our first recruiting priority will always be in Kansas. We should and will do the best job contacting the best players in Kansas and recruit them to Washburn. For high school seniors, we want to be their first choice for college based on our program and the University."



Dustin Hickel
Claflin, Kan.
2002 Offensive
Most Valuable Player




Joe Corcoran
Lecompton, Kan.
2002 Defensive
Most Valuable Player

2003 Kansans

No.	Name	Hometown
7	Cason Lehman	McPherson
9	Joshua Coval	Dodge City
11	Joe Corcoran	Lecompton
12	Dustin Hickel	Claflin
13	Evin Beck	Claflin
14	Blake Meyer	Mayetta
18	Troy Hoefer	Topeka
23	Jarod Tetuan	Topeka
25	A.J. Patterson	Topeka
26	Bret Dubbert	Overland Park
29	John Hoytal	Topeka
31	Chris McCann	Liberal
32	Jake Lawrence	Lawrence
33	Brian Peel	Topeka
34	Brooks Myers	Topeka
35	Ben Boswell	Lenexa
36	Grant Gould	Topeka
37	Casey Harris	Leavenworth
39	Josh Looney	Overland Park
40	Morgan Dewey	Topeka
41	Bo Kobuszewski	Valley Falls
42	Tyler Perry	Hutchinson
43	Kip Kraisinger	Claflin
45	Chris Huelsman	Wichita
46	Joseph Leiker	Topeka
49	Clayton Otwell	Onaga
50	Erin Beck	Claflin
52	Kevin Pierce	Topeka
54	Tim Watts	Topeka
55	Matt Durler	Dodge City
56	Aaron Hicks	Olathe
57	Ben Gray	Lawrence
58	Shawn Kuszak	Topeka
59	Steve Kemplay	Paola
60	Aaron Mills	Topeka
61	Joshua Lamb	Garden City
62	Tyson Bahner	Wamego
63	Simon Heckman	Independence
64	Joe Sample	Garnett
65	Matt Koehn	Heston
68	Jesse Wallace	Topeka
69	Jeff Sloan	Overland Park
71	Adam Toby	Centralia
73	John McKinley	Axtell
76	Trey Lewis	Topeka
77	Jim Holland	Pittsburg
78	Danny Glover	Olathe
80	Jeff Scott	Lenexa
81	Jake LeBahn	Salina
84	Adam Azeltine	Overland Park
86	Connor Sabel	Topeka
87	Chad Taylor	Leavenworth
88	Zeb Austin	Liberal
89	Jacob Barth	Manhattan
92	Kyle Kabriel	Wamego
93	Dan Squires	Overbrook
94	Dustin Moyer	Eudora
97	Adam Griess	Overland Park
98	Zach Hemmerling . . .	Hutchinson


THE 2003 WASHBURN ICHABODS



**Three-Year
Letterwinner**
Tim
Watts




Dustin
Hickel



Sam
Sissom



Joe
Corcoran



DaWight
Benning



Brooks
Myers

Washburn Football

2003 WASHBURN ICHABOD ROSTER

NO.	NAME (pronunciation)	POS	HT	WT	CL	CITY, STATE/PREVIOUS SCHOOL
1	Chris Brown	FB	5-8	188	FRRS	Kansas City, Mo./North Kansas City HS
2	DaWight Benning*	WR	6-2	223	SR	Houston, Texas/University of Oklahoma
3	Andre Zandevakili** (zan-DEV-a-kee-lee)	WR	5-8	190	JR	Garland, Texas/Berkner HS
4	Taurence Minikwu* (MIN-ee-cue)	LB	5-11	212	SO	Miami, Fla./Hialeah-Miami Lakes HS
5	Darold Smith***	DB	5-9	170	SR	Galveston, Texas/Ball HS
6	Trent Hearn	RB	6-1	195	FRRS	Lancaster, Texas/Lancaster HS
7	Cason Lehman* (LAY-man)	QB	6-1	205	SO	McPherson, Kan./McPherson HS
8	Jeff Wimpy*	DB	6-0	186	SR	Tulsa, Okla./Bethany College
9	Joshua Coval	QB	5-10	180	SO	Dodge City, Kan./Dodge City CC
10	Jordan Brill	QB	6-2	196	FR	Elkhorn, Neb./Elkhorn HS
11	Joe Corcoran** (Cork-or-ran)	DB	6-0	190	JR	Lecompton, Kan./Perry-Lecompton HS
12	Dustin Hickel**	QB	6-1	196	JR	Claflin, Kan./Claflin HS
13	Evin Beck	LB	5-11	200	JR	Claflin, Kan./Garden City CC
14	Blake Meyer**	DB	6-3	180	JR	Mayetta, Kan./Royal Valley HS
15	Fletcher Terrell	DB	5-11	166	SO	Minnetonka, Minn./Butler CC
16	Tyler Schuerman** (SURE-man)	QB	6-3	220	JR	Riverview, Fla./East Bay HS
17	Tramaine Young	DB	5-11	173	FRRS	Lawton, Okla./Northeastern Oklahoma A&M
18	Troy Hoefer (HO-fur)	S	6-2	200	FR	Topeka, Kan./Highland Park HS
19	Marquetis Burgess	WR	5-11	175	FRRS	West Palm Beach, Fla./Palm Beach Lakes CHS
20	Derek Banion	K	5-8	140	FR	Omaha, Neb./Millard West HS
21	Mark Jackson*	DB	5-8	165	SO	Houston, Texas/Stephen F. Austin HS
22	Darryl Humphrey***	RB	5-9	200	SR	Needville, Texas/Needville HS
23	Jarod Tetuan (Tet-juan)	WR	5-10	180	FR	Topeka, Kan./Hayden HS
24	Henry Talley III	DB	6-0	185	FRRS	Kansas City, Mo./Park Hill South HS
25	A.J. Patterson	RB	5-9	185	FR	Topeka, Kan./Topeka West HS
26	Bret Dubbert (DO-bert)	RB	5-9	180	FRRS	Overland Park, Kan./Blue Valley Northwest HS
27	Jeff Womack	RB	5-9	205	FRRS	Riviera Beach, Fla./Dodge City CC
29	John Hoytal**	TE	6-2	225	JR	Topeka, Kan./Hayden HS
30	Rawshawn Bland*	FB	5-8	232	SO	Lewisville, Texas/Lewisville HS
31	Chris McCann	RB	5-7	185	FRRS	Liberal, Kan./Liberal HS
32	Jake Lawrence*	LB	6-1	215	SR	Lawrence, Kan./Butler County CC
33	Brian Peel*	LB	5-9	225	SR	Topeka, Kan./Shawnee Heights HS
34	Brooks Myers*	S	6-0	195	SR	Topeka, Kan./Coffeyville CC
35	Ben Boswell	P	6-0	170	FR	Lenexa, Kan./Shawnee Mission West HS
36	Grant Gould*	LB	6-2	220	SO	Topeka, Kan./Highland Park HS
37	Casey Harris	LB	6-1	215	FR	Leavenworth, Kan./Leavenworth HS
38	Forrest Williams	LB	6-0	195	SO	Dallas, Texas/Ottawa University
39	Josh Looney*	LB	6-2	225	SO	Overland Park, Kan./Southwest Missouri State
40	Morgan Dewey*	LB	5-11	220	SR	Topeka, Kan./Fort Scott CC
41	Bo Kobuszewski* (CO-beau-chess-kee)	DE	6-2	230	SR	Valley Falls, Kan./Southern Illinois
42	Tyler Perry	S	6-0	195	FR	Hutchinson, Kan./Hutchinson HS
43	Kip Kraisinger* (KRAY-singer)	FB	5-11	200	SO	Claflin, Kan./Claflin HS
44	Danny Walker	LB	5-11	215	FR	Ralston, Neb./Ralston HS
45	Chris Huelsman**	RB	5-8	180	SR	Wichita, Kan./Western State (Colo.)
46	Joseph Leiker (LIKE-er)	DB	5-11	195	FRRS	Topeka, Kan./Hayden HS
47	Jamie Scully	LB	6-1	215	FR	Grain Valley, Mo./Grain Valley HS
48	Terell Cobb*	DE	6-0	215	SO	Boynton Beach, Fla./Butler County CC
49	Clayton Otwell*	TE	6-2	230	JR	Onaga, Kan./Onaga HS
50	Jesse Wallace	OL	6-1	225	FR	Topeka, Kan./Topeka West HS
51	Pat Mack	OL	6-4	250	FRRS	Omaha, Neb./Millard North HS
52	Kevin Pierce**	OL	6-3	280	SR	Topeka, Kan./Butler County CC
53	Tyrone Barrett	OL	6-1	290	JR	Belleglade, Fla./East Central (Miss.) CC
54	Tim Watts***	OL	6-4	290	SR	Topeka, Kan./Hayden HS
55	Matt Durler**	OL	6-4	280	JR	Dodge City, Kan./Dodge City HS
56	Aaron Hicks	LB	6-0	215	FR	Olathe, Kan./Olathe North HS
57	Ben Thursby	OL	6-0	280	SO	Auburn, Neb./Humboldt HS
58	Shawn Kuszak (CUE-zack)	LB	5-11	200	SR	Topeka, Kan./Butler County CC
59	Steven Kemplay	S	6-1	180	FR	Paola, Kan./Paola HS
60	Aaron Mills	OL	6-0	310	JR	Topeka, Kan./Dodge City CC
61	Joshua Lamb	DB	5-7	145	FR	Garden City, Kan./Garden City HS
62	Tyson Bahner (Bonner)	LB	6-0	210	JR	Wamego, Kan./Coffeyville CC
63	Simon Heckman	LB	6-0	215	FR	Independence, Kan./Independence HS
65	Matt Koehn (Cane)	OL	6-2	280	FR	Hesston, Kan./Hesston HS
66	John Montague	OL	6-4	270	SO	Hoyt, Kan./Coffeyville CC
69	Jeff Sloan	OL	6-0	250	FR	Overland Park, Kan./Shawnee Mission West HS

NO.	NAME (pronunciation)	POS	HT	WT	CL	CITY, STATE/PREVIOUS SCHOOL
71	Adam Toby**	OL	6-2	275	JR	Centralia, Kan./Centralia HS
72	Cody Huenefeld (Whewn-feld)	DE	6-0	240	FR	Aurora, Neb./Aurora High School
73	John McKinley*	OL	6-0	310	SR	Axtell, Kan./Coffeyville CC
74	Pepé Hernandez	DL	5-11	305	JR	Richardson, Texas/Berkner HS
75	Justin Thompson	OL	6-6	291	FRRS	Raytown, Mo./Raytown HS
76	Trey Lewis	DL	6-3	260	FR	Topeka, Kan./Washburn Rural High School
77	Jim Holland*	OL	6-7	251	SO	Pittsburg, Kan./Pittsburg HS
78	Danny Glover	DL	6-3	228	FR	Olathe, Kan./Olathe North HS
80	Jeff Scott*	TE	6-4	235	SO	Lenexa, Kan./Shawnee Mission West HS
81	Jake LeBahn	WR	6-4	175	FR	Salina, Kan./Salina Central HS
82	Jeff Harris	WR	6-0	180	FR	Kansas City, Mo./Northeast Public HS
83	Sam Sissom*	WR	5-11	185	SO	Kansas City, Mo./Winnetonka HS
84	Adam Azeltine (A-zeil-tyne)	P	6-0	170	FRRS	Overland Park, Kan./Blue Valley HS
85	Mike Odupitan* (Oh-doop-ah-tan)	WR	6-1	200	SO	Lake Worth, Fla./Lake Worth HS
86	Conner Sabel (SAY-bill)	K/P	6-2	180	FR	Topeka, Kan./Hayden HS
87	Chad Taylor	WR	6-0	190	FRRS	Leavenworth, Kan./Hutchinson CC
88	Zeb Austin	TE	6-2	215	FRRS	Liberal, Kan./Liberal HS
89	Jacob Barth***	DE	6-3	250	SR	Manhattan, Kan./Manhattan HS
90	Blake Nichols	DE	6-4	260	FRRS	Forgan, Okla./University of Oklahoma
91	Bryce Kelley*	DT	6-2	275	JR	Flowermound, Texas/University of Tulsa
92						
93	Dan Squires	DL	6-2	265	FR	Overbrook, Kan./Santa Fe Trail HS
94	Dustin Moyer	DE	6-2	220	FR	Eudora, Kan./Eudora High School
95	Mitch Birt	DE	6-2	235	FR	Omaha, Neb./Millard North HS
96	Eric Taylor***	DE	6-0	240	SR	Richardson, Texas/Berkner HS
97	Adam Griess (Grease)	TE	6-0	223	FRRS	Overland Park, Kan./Blue Valley North HS
98	Zach Hemmerling	DE	6-5	230	FR	Hutchinson, Kan./Hutchinson HS
99	Nick Bull	DL	6-2	280	FR	Elkhorn, Neb./Elkhorn HS
	Jeremy Assal (A-zeil)	FB	5-7	200	FR	Overland Park, Kan./Blue Valley Northwest HS
	Erin Beck	DB	5-10	170	FR	Claflin, Kan./Claflin HS
	Matt Brown	WR	5-11	175	FR	St. Louis, Mo./Seckman HS
	Dusty Heller	DB	5-11	185	FR	Chapman, Kan./Chapman HS
	Ben Gray	DB	6-0	175	FR	Lawrence, Kan./Free State HS

*-number of letters

Alphabetical Roster

Jeremy Assal	FB	98	Zach Hemmerling	DE	90	Blake Nichols	DE
88 Zeb Austin	TE	74	Pepé Hernandez	DL	85	Mike Odupitan*	WR
84 Adam Azeltine	P	12	Dustin Hickel**	QB	49	Clayton Otwell*	TE
62 Tyson Bahner	LB	56	Aaron Hicks	LB	25	A.J. Patterson	RB
20 Derek Banion	K	18	Troy Hoefer	S	33	Brian Peel*	LB
53 Tyrone Barrett	OL	77	Jim Holland*	OL	42	Tyler Perry	S
89 Jacob Barth***	DE	29	John Hoytal**	LB	52	Kevin Pierce**	OL
50 Erin Beck	DB	45	Chris Huelsman**	RB	86	Conner Sabel	K/P
13 Evin Beck	LB	72	Cody Huenefeld	DE	16	Tyler Schuerman**	QB
2 DaWight Benning*	WR	22	Darryl Humphrey***	RB	80	Jeff Scott*	TE
95 Mitch Birt	DE	21	Mark Jackson*	DB	47	Jamie Scully	LB
30 Rawshawn Bland*	FB	91	Bryce Kelley*	DT	83	Sam Sissom*	WR
35 Ben Boswell	P	59	Steven Kemplay	S	69	Jeff Sloan	OL
10 Jordan Brill	QB	41	Bo Kobuszewski*	DE	5	Darold Smith***	DB
1 Chris Brown	FB	65	Matt Koehn	OL	93	Dan Squires	DL
Matt Brown	WR	43	Kip Kraisinger*	FB	24	Henry Talley III	DB
99 Nick Bull	DL	58	Shawn Kuszak	LB	87	Chad Taylor	WR
19 Marquetis Burgess	WR	61	Joshua Lamb	DB	96	Eric Taylor***	DE
48 Terell Cobb*	DE	32	Jake Lawrence*	LB	15	Fletcher Terrell	DB
11 Joe Corcoran**	DB	81	Jake LeBahn	WR	23	Jarod Tetuan	WR
9 Joshua Coval	QB	7	Cason Lehman*	QB	75	Justin Thompson	OL
40 Morgan Dewey*	LB	46	Joseph Leiker	DB	57	Ben Thursby	OL
26 Bret Dubbert	RB	76	Trey Lewis	DL	71	Adam Toby**	OL
55 Matt Durler**	OL	39	Josh Looney*	LB	44	Danny Walker	LB
78 Danny Glover	DL	51	Pat Mack	OL	68	Jesse Wallace	OL
36 Grant Gould*	LB	31	Chris McCann	RB	54	Tim Watts***	OL
Ben Gray	DB	73	John McKinley*	OL	38	Forrest Williams	LB
97 Adam Griess	TE	14	Blake Meyer**	DB	8	Jeff Wimpy*	DB
37 Casey Harris	LB	60	Aaron Mills	OL	27	Jeff Womack	RB
82 Jeff Harris	WR	4	Taurence Minikwu*	LB	17	Tramaine Young	DB
6 Trent Hearn	RB	66	John Montague	OL	3	Andre Zandevakili**	RB
63 Simon Heckman	LB	94	Dustin Moyer	DE			
Dusty Heller	DB	34	Brooks Myers*	S			

Coaching Staff

Head Coach:

Craig Schurig
Colorado School of Mines
3-8, 2nd season

Assistant Coaches:

Brian Miller
Offensive Coordinator
Chris Brown
Defensive Coordinator
David Trupp
Defensive Line / Strength and Conditioning Coach
Rob Robinson
Wide Receivers / Recruiting Coordinator
Cooper Harris
Linebackers / Special Teams Coordinator

Graduate Assistants:

Travis Stepps
Brent Senogles
Dion Meneley
Zac Nally

Student Coach:

Larry Schembri

Note: Two-deeps are as of June

TAILBACK
#6 Trent Hearn
 6-1, 195, FRRS
 #45 Chris Huelsman
 5-8, 180, SR

FULLBACK
#30 Rawshawh Bland
 5-8, 232, SO
 #1 Chris Brown
 5-8, 188, FRRS

WIDE RECEIVER
#2 Dawlight Benning
 6-2, 223, SR
 #83 Sam Sissom
 5-11, 185, SO

QUARTERBACK
#12 Dustin Hickey
 6-1, 196, JR
 #16 Tyler Schuerman
 6-3, 220, JR

TIGHT END
#80 Jeff Scott
 6-4, 235, SO
 #29 John Hoytal
 6-2, 225, JR

RIGHT TACKLE
#54 Tim Watts
 6-4, 290, SR
 #77 Jim Holland
 6-7, 251, SO

RIGHT GUARD
#55 Matt Durler
 6-4, 280, JR
 #71 Adam Toby
 6-2, 275, JR

CENTER
#52 Kevin Pierce
 6-3, 280, SR
 #51 Pat Mack
 6-4, 250, FRRS

LEFT GUARD
#73 John McKinley
 6-0, 310, JR
 #60 Aaron Mills
 6-0, 310, JR

LEFT TACKLE
#53 Tyrone Barrett
 6-1, 290, JR
 #79 Ben Thursby
 6-0, 280, SO

WIDE RECEIVER
#85 Mike Oduptan
 6-1, 200, SO
 #7 Cason Lehman
 6-1, 205, SO

LEFT CORNERBACK
#5 Darold Smith
 5-9, 170, SR
 #17 Tramaine Young
 5-11, 173, FRRS

WOLF
#48 Terrell Cobb
 6-0, 215, SO
 #41 Bo Kobuszewski
 6-2, 230, JR

TACKLE
#96 Eric Taylor
 6-0, 240, SR
 #97 Adam Griess
 6-0, 223, FRRS

NOSE
#91 Bryce Kelley
 6-2, 275, JR
 #92 Kyle Kabriel
 5-11, 250, FRRS

END
#89 Jacob Barth
 6-3, 250, SR
 #90 Blake Nichols
 6-4, 260, FRRS

RIGHT CORNERBACK
#24 Henry Talley
 6-0, 185, FRRS
 #21 Mark Jackson
 5-8, 165, SO

MONSTER
#39 Josh Looney
 6-2, 225, SO
 #32 Jake Lawrence
 6-1, 215, SR

STUD
#36 Grant Gould
 6-2, 220, SO
 #33 Brian Peel
 5-9, 225, JR

ROCKY
#40 Morgan Dewey
 5-11, 220, SR
 #13 Evin Beck
 5-11, 200, JR

BANDIT
#34 Brooks Myers
 6-0, 195, SR
 #8 Jeff Wimpy
 6-0, 186, SR

FREE SAFETY
#11 Joe Corcoran
 6-0, 190, JR
 #14 Blake Meyer
 6-3, 180, JR

By Gene Cassell
Washburn Sports Information Director

Don't let the 3-8 record from last season mislead you. The Ichabods saw continued improvement throughout last season, winning three of their last six games. The team plans to build on last year's successes and give fans an even better 2003.

The Ichabods are returning 36 lettermen from last season's 3-8 squad and eight starters on offense and defense are back after head coach Craig Schurig's first year at the helm of the Washburn program.

"Last season we had a lot of new faces in the lineup," Schurig said. "Those new faces gained a lot of experience and playing time last season, and with that game experience they picked up, we believe it will help us this season and in years to come."

The Ichabods had 18 true freshmen play last season and those freshmen are a year older and stronger thanks to the more than \$150,000 of improvement in the weight room.

"The entire team has bought into our program," Schurig said. "From the way they conduct themselves in the weight room, to the classroom and to the field, we have a total team effort and everyone is heading the direction that we as a coaching staff want to go - a winning program on and off the field."

The Offense

The Washburn offense returns eight starters from last season's squad that recorded 3,972 yards in total offense, the fifth highest single-season total in school history. The majority of that was through the air where the 'Bods passed for 2,447 yards - the fourth single-season total in school history.

The Ichabods averaged 25.4 points per game in 2002, which was sixth in the MIAA. However, the Ichabods averaged 30 points per game in their last six contests.

"We learned an entirely new system and as the season went along, our offense improved as they grasped the offense," Schurig said.

Quarterbacks

The Ichabods will have a pair of experienced juniors battling for the starting quarterback position in Dustin Hickel and Tyler Schuerman.

Hickel (left) started the final 10 games last season and passed for 2,160 yards and 21 touchdowns completing 46 percent of his passes.

Schuerman returns after being injured on the first play of the season against Wisconsin-La Crosse. As a sophomore, Schuerman passed for 1,034 yards and rushed for 477 more and led the Ichabods in total offense with 188 per game appearing in eight games.

"Having two experienced quarterbacks in a good problem to have," Schurig said. "No matter who starts, we will have a game-tested quarterback to lead the offense and the team has confidence in both quarterbacks."

Also seeing time at quarterback last season was sophomore Cason Lehman. Lehman passed for 246 yards and three touchdowns last year. Lehman is versatile and his athletic ability allowed him to also line up at running back and wide receiver last season.

Receivers

The Ichabod receiving corps received a lot of experience last season with four of the top five receivers last season being either true freshman

or redshirt freshmen. The 2002 MIAA Freshman of the Year Sam Sissom (left) exploded on the scene grabbing 12 touchdown receptions and 719 yards, setting new freshman records in each category. Senior DaWight Benning tied Sissom with 41 receptions on the season and had 617 receiving yards and six touchdowns. Sophomore Mike Odupitan averaged 21.9 yards per reception and gained 394 yards in nine games with four touchdowns. Lehman, when not throwing the ball or running it, had 360 reception yards and 18 catches with one touchdown and tight end Jeff Scott had 11 catches for 77 yards as a true freshman.

"Our receivers are still young in game experience with the returning freshmen and DaWight playing his first full year after redshirting at Oklahoma a couple of years ago," Schurig said. "But they are a talented group and defenses will not be able to look for one receiver over the other because we do have depth and skill, which is something we want to have in all of our positions."

Offensive Backfield

The Ichabods will have plenty of competition at running back as many as 10 different 'Bods are looking for starting positions.

Seniors Chris Huelsman (left) and Darryl Humphrey rushed for 222 and 121 yards respectively. Huelsman started last season in the receiver rotation, but switched back to his native running back slot toward the end of the season.

Redshirt freshman Trent Hearn had a tremendous spring practice and broke camp as the No. 1 tailback. Hearn rushed for 3,100 yards his junior and senior seasons at Lancaster High School in Texas and 46 touchdowns.

Also looking for carries will be redshirt freshmen Chris Brown, Brett Dubert and Chris McCann.

Other newcomers looking for repetitions will be transfer Jeff Womack from Dodge City Community College and incoming freshman A. J. Patterson.

Womack rushed for 2,300 yards and 26 touchdowns his final two seasons in high school in Riviera Beach Fla., and Patterson was Topeka's offensive player of the year rushing for 1,977 yards and 19 touchdowns as a senior finishing his prep career with 3,817 yards.


"We have the depth in the backfield to create great competition for carries and playing time," Schurig said. "This depth is something that we want to create in all positions on the playing field."

At fullback, sophomore Rawshawn Bland enters the fall as the No. 1 fullback and redshirt freshman Chris Brown is behind him on the depth chart. Bland rushed for 113 yards and one touchdown last season. Also returning at fullback will be junior Kip Kraisinger who missed last season after suffering a knee injury.

Offense Line

The Ichabods' offensive line has four starters returning from last season headed by second team All-MIAA pick Tim Watts. Last season Watts played left tackle, but this season he is moving to right tackle.

Joining Watts is junior Matt Durler at right guard and senior Kevin Pierce at center - both of whom started all 11 games last season on the offensive line. Senior John McKinley will start at left guard, a position,





where he started five games.

Transfer Tyrone Barrett joined the Ichabods last spring at will anchor the line at left tackle.

Also looking for playing time will be sophomore tackle Jim Holland who played in nine games, juniors Adam Toby and Ben Thursby. Redshirt freshman Pat Mack will also provide depth on the offensive line.

"The first unit has experience as well as members of the second line," Schurig said. "And overall we are stronger and will look to be more physical up front and the line's work in the off-season will lead us to that goal."

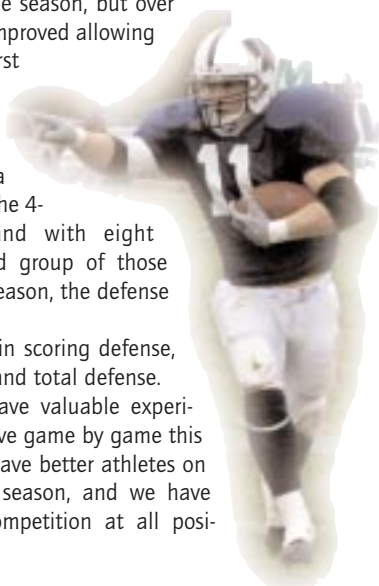
The Defense

The defense allowed nearly 42 points per game in the first seven outings of the season, but over the last four, the Ichabods improved allowing only 20, including the first shutout in 36 games in a 49-0 win over Missouri-Rolla.


The Ichabods now have a full year under its belt with the 4-4 defensive alignment and with eight starters returning and solid group of those who saw playing time last season, the defense should be improved.

The Ichabods were 10th in scoring defense, pass defense, rush defense and total defense.

"The returning players have valuable experience that will help us improve game by game this season," Schurig said. "We have better athletes on defense than we had last season, and we have more depth to increase competition at all positions."



Defensive Line




The Ichabod defensive line has three of four starters returning with senior defensive end Jacob Barth (left) and defensive tackle Eric Taylor. Taylor is moving from defensive end to the line's interior where he will join junior nose guard Bryce Kelley. Also returning is sophomore defensive end Terell Cobb who started the final five games as a true freshman.

New to the mix will be University of Oklahoma transfer Blake Nichols. Nichols redshirted last season for the Sooners. Junior Bo Kobuszewski is moving

from linebacker to defensive end and will provide extra depth on the line.

"In this scheme, the front line is vital to the success of the rest of the defense," Schurig said. "They have to penetrate and control the line of scrimmage."

Linebackers



The linebackers may be the most experienced group of returnees for the defense with all four starters returning. At outside linebacker, sophomore Josh Looney and senior Brooks Myers (left) return. Myers finished fourth on the Ichabods with 88 tackles and Looney recorded 62.

On the inside, senior Morgan Dewey and sophomore Grant Gould accounted for 185 tackles last season with Gould tallying 93 and Dewey 92.

"In this defensive scheme, the linebackers should be in a position to lead the team in tackles as they are very run oriented," Schurig said.

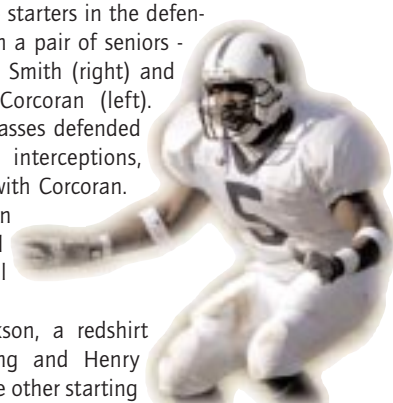
The Ichabods have a pair of linebackers returning after injuries in seniors Brian Peel and Jeff Wimpy. As a junior at Washburn, Wimpy recorded 48 tackles.

Secondary

The Ichabods have two starters in the defensive backfield returning in a pair of seniors - senior cornerback Darold Smith (right) and junior free safety Joe Corcoran (left). Smith led the MIAA in passes defended with 16 including four interceptions, tying for the team lead with Corcoran. Corcoran led the MIAA in tackles with 124, the third highest single season total in school history.

Sophomore Mark Jackson, a redshirt freshman Tramaine Young and Henry Talley will all battle for the other starting cornerback position. Jackson played in 10 games last season. Young is a transfer from Northeastern Oklahoma A&M.

"Our cornerbacks and safeties will continue to be active against the run, but they will need to improve their fundamentals in pass coverage," Schurig said.



Special Teams

The Ichabods special teams will have the newest faces of any other part of the team this season as they are without a returning starter.

First team All-MIAA and honorable mention All-America punter Eric Roth spent his four years rewriting the Ichabods' punting records, so this season, the punting and the placekicker positions are wide-open.

Freshman Connor Sabel and Derek Banion will battle for placekicking duties and freshmen Ben Boswell, Joe Sample and Sabel along with redshirt freshman Adam Azeltine will all compete for the punting duties.

"We will be young with our kicking game," Schurig said. "But we have excellent candidates and will have good competition for these duties."

Etc.

The Ichabods have nearly 100 student athletes preparing for fall camp, which is the most numbers in many years for the Washburn football program. These numbers will add to team depth and add to the competition of playing time between each position.

This season also marks the start of a new era with the opening of Yager Stadium at Moore Bowl. After a \$4.25 million improvement and renovation, the team, campus and community are excited to start the 2003 season.

"We are looking forward to not only playing in the new facility, but we want to put a product on the field that will be worthy of our new stadium," Schurig said.

Where to find it

- Pages 26 through 43 contain the returning Washburn Ichabods and transfers who joined the team in the Spring 2003 semester.
- Freshmen and other Ichabod newcomers begin on page 44 and run through page 47.
- For player pronunciation, return to pages 22 and 23 on the roster pages.



ZEB AUSTIN

Tight End

Liberal, Kansas

Liberal High School

REDSHIRT FRESHMAN



88



At Washburn: Could be in the mix at tight end for the Ichabods.

In 2002: Sat out the season as a redshirt.

Background: Was an all-conference selection at linebacker following his senior season, and he placed third and sixth at the state wrestling tournaments. He also took part in the 2002 Shrine Bowl.

Personal: Born on July 15, 1984. Son of Bobby and Patricia Austin. Majoring in accounting.

ADAM AZELTINE

Punter

Overland Park, Kansas

Blue Valley High School

REDSHIRT FRESHMAN



84



At Washburn: Will compete for the punting job this season.

In 2002: Sat out the season as a redshirt.

Background: Was named first team EKL at wide receiver and punter as well as first team all-Sun county at punter and second team all-Sun county at wide receiver. He was named Johnson County all-star punter and an honorable mention all-state selection punter.

Personal: Born on April 3, 1984. Son of LeRoy and Mary Lou Azeltine. Majoring in political science.

JACOB BARTH

Defensive End

Manhattan, Kansas

Manhattan High School

SENIOR

6-3

250

89



At Washburn: Played both tight end and defensive end for the Ichabods as a junior.

In 2002: While playing tight end, he recorded six receptions for 94 yards and one touchdown averaging 15.7 yards per reception and on defense recorded 15 tackles including three for losses of 19 yards and two sacks.

In 2001: Recorded five tackles, including four solo stops while recovering a fumble in five games.

In 2000: Saw action in five games collecting four solo tackles and one assist. Also recorded a sack and two tackles for loss.

In 1999: Sat out the season as a redshirt.

Background: Was captain of the Manhattan football team and a two-time letterman in football and basketball and earned a single letter in track. Was a member of the honor roll as well.

Personal: Born Feb. 16, 1980. Son of Tom and Sandy Barth. Majoring in history with a teaching emphasis.

Barth at Washburn

	Tackles	UT	AT	Tot	PBU	TFL	S/YL	FF	FR	INT
2000	4	1	5	1	2/8	1/6	0	0	0	0
2001	4	1	5	0	0/0	0/0	0	1	0	0
2002	7	8	15	0	3/19	2/18	0	1	0	0
Totals	15	10	25	1	5/27	3/24	0	2	0	0

Jacob Barth



DAWIGHT BENNING

Wide Receiver

Houston, Texas
University of Oklahoma

SENIOR

6-2

223

2



At Washburn: Slated as one of the No. 1 wide receivers entering the 2003 season.

In 2002: Led the Ichabods with 74.2 all purpose yards per game with 41 receptions for 617 yards and six touchdowns and 199 yards rushing on 38 carries with three more touchdowns playing in all 11 games en route to honorable mention All-MIAA honors.

In 2001: Practiced but did not play.

In 1999: Sat out the season as a redshirt at the University of Oklahoma.

Background: Was a first team all-district wide receiver in 1995 and first team all-district quarterback at Mayde Creek HS.

Personal: Born Feb. 5, 1980. Son of Darla Benning-Johnson. Majoring in criminal justice.

Benning at Washburn

Rushing / Receiving

Rush	No.	Yds	Avg	TD	Long	Rec	Yds	Avg	TD	Long
2002	38	199	5.2	3	34	41	617	15.0	6	55
Totals	38	199	5.2	3	34	41	617	15.0	6	55



DaWight Benning ▲

TYRONE BARRETT

Offensive Line

Belleglade, Florida
East Central (Miss.) Community Coll.

JUNIOR

6-1

290

53



At Washburn: Will compete for a starting position.

Background: Was an honorable mention all-conference selection and played in the a junior college all-star game.

Personal: Born April, 19, 1983. Son of Winston and Ivel Barrett. Majoring in physical education.

TYSON BAHNER

Linebacker

Wamego, Kansas
Coffeyville Community College

JUNIOR

6-0

210

62



At Washburn: Will add depth to the Ichabods' linebacking corps.

Background: Was an all-conference selection in baseball and football at Wamego High School as a junior and a senior. Received all-state honors in baseball and was named defensive MVP as a senior and the team's MVP.

Personal: Born Sept. 2, 1982. Son of Kim and Candy Bahner. Majoring in business.

EVIN BECK

Linebacker


Claflin, Kansas
Garden City Community College

JUNIOR

5-11

200

13



At Washburn: Will add depth to the Ichabods' linebacking corps.

Background: Recorded 37 solo tackles and 51 assisted tackles tallying 88 total, which were second on the team at Garden City Community College. He was a 2002 Academic All-America and a 2001 and 2002 participant in the Valley of the Sun Bowl. At Claflin High School, he was part of three state championship teams (97-99) and the 2000 finalist team. He was a 2000 all-state selection.

Personal: Born Dec. 9, 1982. Son of Fred and Karlynn Beck. Younger brother Erin a freshman for the Ichabods. Undecided on major.

RAWSHAWN BLAND

Fullback

Lewisville, Texas
Lewisville High School
SOPHOMORE



30



At Washburn: Will enter fall as starting fullback.

In 2002: Played in 10 games rushing for one touchdown and 113 yards on 31 carries. Also had two receptions out of the backfield for 16 yards.

In 2001: Sat out the season as a redshirt.

Background: Was a first team all-district selection at fullback his junior and senior seasons at Lewisville High School.

Personal: Born June 12, 1983. Son of Victor and Barbara Bland. Majoring in business or computer programming.

Bland at Washburn

Rushing / Receiving

Rush	No.	Yds	Avg	TD	Long	Rec	Yds	Avg	TD	Long
2002	31	113	3.6	1	13	2	16	8.0	0	9
Totals	31	113	3.6	1	13	2	16	8.0	0	9

CHRIS BROWN

Fullback

Kansas City, Mo.
North Kansas City High School
REDSHIRT FRESHMAN



1



At Washburn: Will compete for time with the fullbacks and on special teams.

In 2002: Sat out the season as a redshirt.

Background: Was named team's Most Valuable Player and team captain.

Personal: Born March 29, 1984. Son of Ruth Knox. Undecided on major.

MARQUETIS BURGESS

Wide Receiver

West Palm Beach, Florida
Palm Beach Lakes CHS
REDSHIRT-FRESHMAN



19



At Washburn: Will compete for time in the receiving corps and could see time on return teams.

In 2002: Sat out the season as a redshirt.

Background: Was named second team all-state in football and first team all-Palm Beach County in basketball. He averaged nearly 165 all-purpose yards per game for the Rams and averaged 21 yards per kickoff return and 19 yards per punt return.

Personal: Born on Oct. 29, 1982. Son of Angela Williams. Majoring in secondary education. His uncle James Burgess played for the University of Miami Hurricanes from 1993-96 and the San Diego Chargers from 1997-98.

TERELL COBB

Defensive End

Boynton Beach, Florida
Butler County Community College
SOPHOMORE



48



At Washburn: Returns to his linebacking position after a successful freshman season.

In 2002: Played in all 11 games as a true freshman recording 27 tackles, 10 of those were solo stops and two tackles for six lost yards and a fumble recovery. Also recorded one sack.

Background: He participated in the Outback Bowl All-Star game and was an all-district and all-conference choice as a senior.

Personal: Born Oct. 15, 1982. Son of Lionel and Lavern Cobb. Undecided on major. His father Lionel played football at Eastern Kentucky.

Cobb at Washburn

Tackles	UT	AT	Tot	PBU	TFL	S/YL	FF	FR	INT
2002	10	17	27	0	2/6	1/1	0	1	0
Totals	10	17	27	0	2/6	1/1	0	1	0

JOE CORCORAN

Linebacker

Lecompton, Kansas
Perry-Lecompton High School
JUNIOR



11



At Washburn: After moving from running back to linebacker during his freshman season, made a tremendous impact on defense. His 189 career tackles ranks eighth on the all-time chart.

In 2002: Led the Ichabods and the MIAA finishing ninth in the nation in total tackles with 124 tackles, which tied for the third highest

single-

season

total in

school his-

tory. He was

named honorable men-

tion all-conference. Recorded

20 tackles against Northwest

Missouri. Was also named the

team's defensive most valuable

player after starting all 11

games.

In 2001: Recorded a freshman record in his first start at linebacker when he recorded 18 tackles, seven of those were solo with three tackles for loss with a forced fumble and a sack on Homecoming against Truman State. Finished the season third on the Ichabods with 65 total tackles with 33 solo stops, nine for 36 yards in

Joe Corcoran

loss, six pass break-ups and two fumble recoveries playing in all 11 games.

In 2000: Sat out the season as a redshirt.

Background: Was a three-sport athlete in football, wrestling and track. An all-state class 4A selection as a defensive back. Finished third in state in wrestling as a junior and state champion his senior season. In football, was all-league three seasons. Rushed for 1,533 yards on 190 carries averaging 8.1 per carry and leading the team with 67 solo stops. Was named all-state senior season and honorable mention after junior year.

Personal: Born Oct. 3, 1981. Son of Gary and Debbie Corcoran. Majoring in business.

Corcoran at Washburn

Tackles	UT	AT	Tot	PBU	TFL	S/YL	FF	FR	INT
2001	33	32	65	6	9/36	2/13	1	2	0
2002	57	67	124	8	5/7	0/0	2	1	4
Totals	90	99	189	14	14/43	2/13	3	2	4

JOSHUA COVAL

Quarterback

Dodge City, Kansas

Dodge City Community College

SOPHOMORE


9
5-10 180



In 2002: Sat out the season as a redshirt.

Background: At Dodge City Community College, he started the last four games at quarterback for the Conquistadors. At Dodge City High School, he snapped three records and was named honorable mention all-conference.

Personal: Born on Feb. 28, 1983. Son of Loren and Kathleen Coval. Majoring in education.



Morgan Dewey ▲

MORGAN DEWEY

Linebacker

Topeka, Kansas

Fort Scott Community College

SENIOR

5-11

220

40



At Washburn: Started all 11 games as a junior transfer from Fort Scott.

In 2002: Tied for third on the team with 92 tackles, including 43 solo stops.

Background: Was a two-year starter at Fort Scott Community College where he wrapped up Honorable Mention all-Jayhawk Conference honors after leading the team in tackles with 88 total, including 29 solo stops. His tackle total was seventh in the Jayhawk Conference. He finished tied for fifth in tackles for loss with 15. At Topeka West High School, he was an all-170 league linebacker.

Personal: Born Aug. 7, 1981. Son of Michael Dewey. Majoring in management.

Dewey at Washburn

Tackles	UT	AT	Tot	PBU	TFL	S/YL	FF	FR	INT
2002	43	49	92	2	12/36	2/14	2	1	0
Totals	43	49	92	2	12/36	2/14	2	1	0

BRET DUBBERT

Running Back

Overland Park, Kansas

Blue Valley Northwest High School

REDSHIRT FRESHMAN

5-9

180

26



At Washburn: Will compete for carries with the runningbacks.

In 2002: Sat out the season as a redshirt.

Background: Was the team captain and an honorable mention all-state selection. He was also named all-Johnson County, all-conference and all-sun county. He was a member of the National Honor Society.

Personal: Born on Jan. 24, 1984. Son of Dan and Natalie Dubbert. Undecided on major.



MATT DURLER

Offensive Line

Dodge City, Kansas

Dodge City High School

JUNIOR

6-4

280

55



At Washburn: Started eight games on the offensive line as a sophomore in his first full season on the line after switching from the defensive line midway through the season.

In 2002: Played in eight games on the offensive line for the Ichabods.

In 2001: Before he moved to offensive line, he recorded seven tackles and blocked a field goal attempt in 10 games.

In 2000: Sat out the season as a redshirt.

Background: Recorded 92 tackles including 49 solos and 22 for loss with 29 quarterback hits and six sacks en route to being named all-conference and honorable mention all-state. Finished third in state wrestling as a senior and was named all conference.

Personal: Born on Jan. 5, 1982. Son of Dale and Barbara Duler. Majoring in business.

GRANT GOULD

Linebacker

Topeka, Kansas

Highland Park High School

SOPHOMORE

6-2

220

36



At Washburn: Returns to his linebacker position after a tremendous freshman season.

In 2002: Played in all 11 games and started six as a true freshman finishing second on the team with 93 tackles and two interceptions. He was named to the D2Football.com's Freshman Defensive team and honorable mention All-MIAA.

Background:

Was the Defensive Player of the Year on the Topeka all-City team last fall recording 143 tackles. He was also a first team all-Centennial League selection on offense at tight end and on defense at linebacker gaining honorable mention all-5A honors on defense. He also played quarterback for the Scots. Gould was a

three-sport athlete at Highland Park also participating in wrestling and baseball.

Personal: Born on Oct. 15, 1983. Son of Doug and Connie Gould. Majoring in pre-dental.

Gould at Washburn

Tackles	UT	AT	Tot	PBU	TFL	S/YL	FF	FR	INT
2002	48	45	93	3	7/19	0/0	1	1	2
Totals	48	45	93	3	7/19	0/0	1	1	2

ADAM GRIESS

Defensive End

Overland Park, Kansas

Blue Valley North High School

REDSHIRT FRESHMAN

6-0

223

97



At Washburn: Will compete for time on the defensive line after his redshirt season.

In 2002: Sat out the season as a redshirt.

Background: Was a three-year starter at Blue Valley North High School where he was named second team all-conference at defensive end and twice named honorable mention all-conference at offensive line.

Personal: Born on June 10, 1983. Son of Robert and Carol Griess. Majoring in business.

TRENT HEARN

Running Back

Lancaster, Texas

Lancaster High School

REDSHIRT FRESHMAN

6-1

195

6



At Washburn: Will compete for time in the running back corps after a successful spring season.

In 2002: Sat out the season as a redshirt.

Background: Was a three-year starter at Lancaster High School where he rushed for 300 yards and one touchdown as a sophomore. As a junior, he tallied a district-tops 1,500 yards and 19 touchdowns en route to all-district honors. As a senior, he rushed for 1,600 yards, which led the district and 25 touchdowns.

Personal: Born on Sept. 11, 1984. Son of Bobby and Ernestine Hearn. Undecided on major.

PEPE' HERNANDEZ

Defensive Line

Richardson, Texas

Berkner High School

JUNIOR

5-11

305

74



At Washburn: Will add size and depth to the Ichabods' defensive line after sitting out two seasons.

In 1999 and 2002: Sat out the season as a redshirt.

Background: First team all-district and all-city pick in 1998. Honorable mention all-district pick in 1997.

Personal: Born on Oct. 9, 1980. Son of Randy and Elizabeth Barnes. Majoring in business.



DUSTIN HICKEL

Quarterback

Clafin, Kansas
Clafin High School
JUNIOR



12



At Washburn: Will compete for the starting quarterback position. Could also see time at running back and wide receiver.

In 2002: Started 10 games at quarterback for the Ichabods breaking numerous school records including total offensive touchdowns with 28, 2,160 passing yards and 2,571 total offensive yards - each sophomore records. He passed for 21 touchdowns - second most in single season school history. Named 2002 Ichabod

Offensive MVP and was also named honorable mention All-MIAA and to the MIAA Commissioner's Academic Honor Roll.

In 2001: Started three games at quarterback coming on to lead the team in rushing with 540 yards on 143 carries with five touchdowns. He passed for 1,008 yards completing 46 percent of his passes tossing three touchdowns. Rushed for a career-high and Ichabod season-high 132 against Emporia State.

In 2000: Sat out the season as a redshirt.

Background: Was on three state football championship teams at Clafin. Rushed 86 times for 718 yards and 15 touchdowns, threw for 563 yards and seven touchdowns. Also compiled 270 yards in punt

returns and one touchdown. Picked off seven passes and recorded 83 career tackles. Was named all-league quarterback, defensive back and kick returner. Named all-area quarterback, all-state 2-1A honorable mention quarterback and defensive back. A member of the National Honor Society.

Personal: Born on Oct. 5, 1981. Son of Doug and Karen Hickel. Majoring in business.

Hickel at Washburn

Passing	C	A	Int.	Pct.	Yds	TD	Long	Avg/C	Avg/G
2001	71	153	13	.464	1,008	3	46	14.2	91.6
2002	142	308	12	.461	2,160	21	68	15.2	196.4
Totals	213	461	25	.462	3,168	24	68	14.9	144.0
Rushing	No.	Yds	Avg	TD	Long				
2001	143	540	3.8	5	68				
2002	110	411	3.7	7	37				
Totals	253	951	3.8	12	68				

JIM HOLLAND

Offensive Line

Pittsburg, Kansas
Pittsburg High School
SOPHOMORE



77



At Washburn: Will compete for starting position on the offensive line.

In 2002: Played in all 11 games on the offensive line as a true freshman.

Background: Was a two-way starter for Pittsburg High School at offensive tackle and defensive end. He gained first team all-conference honors and was a all-state selection honorable mention choice. A 2002 Kansas Shrine Bowl game participant.

Personal: Born on April 21, 1984. Son of John and Betsy Holland. Undecided on major.

JOHN HOYTAL

Tight End

Topeka, Kansas
Hayden High School
JUNIOR



29



At Washburn: Will see time on special teams and will compete for time at tight end after switching to offense midway through last season.

In 2002: Played in nine game, after moving from linebacker to tight end picking up one reception for 15 yards.

In 2001: Played primarily on special teams grabbing one fair catch on kickoff return.

In 2000: Sat out the season as a redshirt.

Background: Received all-city, all-league and honorable mention all-state honors and was named Hayden's special teams player of the year.

Personal: Born Oct. 8, 1981. Son of Joe and Janice Hoytal. Majoring in mass media. Brother of former Ichabod offensive lineman Joey Hoytal.

Hoytal at Washburn

Receiving

	Rec	Yds	Avg	TD	Long
2002	1	15	15	0	15
Totals	1	15	15	0	15



CHRIS HUELSMAN

Running Back

Wichita, Kansas

Western State College (Colo.)

SENIOR

5-8

180

45



At Washburn: A runningback and return specialist for the Ichabods who averaged 70 yards in all purpose gains per game.

In 2002: Rushed for 222 yards after starting the season at wide receiver where he had four receptions for 36 yards. Also had 14 punt returns for 71 yards and 19 kickoff returns for 435 yards starting 11 games. Was voted 'Bods "Six-second competitor award-winner" and as named to the MIAA Commissioner's Academic Honor Roll.

In 2001: Rushed for 90 yards on 22 carries averaging 4.1 yards per carry. Finished fourth on the team in receptions with 12 for 176 yards and one touchdown against Emporia State.

In 2000: At Western State College in Gunnison, Colo., was an all-around athlete rushing for 265 yards and three touchdowns, 20 yards receiving and one touchdown. He recorded two kickoff returns for 72 yards and also handled the team's kicking duties connecting on 4 of 6 field goal attempts and 24 of 26 point after touchdown attempts, finishing second on the Mountaineers in scoring with 60 points.

Background: At Kappan Mt. Carmel High School, was an all-city selection at wide receiver and three-time all-star hockey selection.

Personal: Born April 4, 1981. Son of Ken and Lynda Huelsman. Majoring in business.

Huelsman at Washburn

Rushing / Receiving

Rush	No.	Yds	Avg	TD	Long	Rec	Yds	Avg	TD	Long
2001	22	90	4.1	0	18	12	176	14.7	1	38
2002	54	222	4.1	0	19	4	36	9.0	0	32
Totals	76	312	4.1	0	19	16	212	13.2	0	38

Kickoff / Punt Returns

	KOR	Yds	Avg	Long	TD	PR	Yds	Avg	Long	TD
2001	2	49	24.5	25	0	3	34	11.3	14	0
2002	19	435	22.9	39	0	14	71	5.1	11	0
Totals	21	484	23.0	39	0	17	105	6.2	14	0

Chris Huelsman



DARRYL HUMPHREY

Running Back

Needville, Texas

Needville High School

SENIOR

5-9

200

22



At Washburn: Will be in the rotation at running back for the Ichabods.

In 2002: Rushed for 121 yards on 39 carries playing in nine games. Also had three receptions for 26 yards and one kickoff return for 13 yards.

In 2001: Finished fourth on the team with 241 yards rushing on 39 carries averaging 21.9 yards per game. Out of the backfield, he recorded 18 receptions for 242 yards and one touchdown including the longest touchdown reception of the season, a 51-yard catch against Missouri Southern. Had three kickoff returns for 74 yards.

In 2000: Recorded 80 yards in rushing on 13 carries averaging 6.2 per touch with two touchdowns. Had two receptions for 39 yards. On special teams, had four punt returns for 33 yards and one kick return for 21 yards.

In 1999: Sat out the season as a redshirt.

Background: Second team all-district running back. Returned a punt for a 92-yard touchdown his senior season. Was first in the district in punt return average (30.4) and kickoff return average (27.5). He had a 98-yard punt return. Rushed for more than 1,200 yards his senior season.

Personal: Born on Sept. 10, 1981. Son of Darryl and Angela Humphrey. Undecided on major.

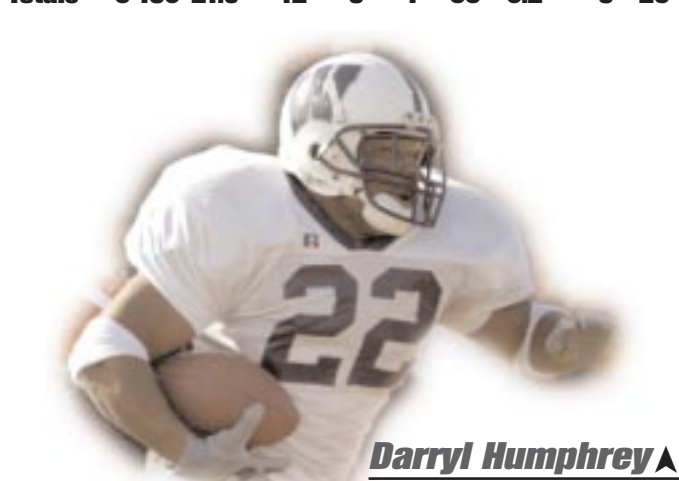
Humphrey at Washburn

Rushing / Receiving

Rush	No.	Yds	Avg	TD	Long	Rec	Yds	Avg	TD	Long
2000	13	80	6.2	2	34	2	39	19.5	0	21
2001	39	241	6.2	0	24	18	242	13.4	1	51
2002	39	121	3.1	0	17	3	26	8.7	0	12
Totals	91	442	4.9	2	34	23	307	13.3	1	51

Kickoff / Punt Returns

	KOR	Yds	Avg	Long	TD	PR	Yds	Avg	Long	TD
2000	1	21	21.0	21	0	4	33	8.2	0	23
2001	3	74	24.7	42	0	0	0	0	0	0
2002	1	13	13.0	13	0	0	0	0	0	0
Totals	5	108	21.6	42	0	4	33	8.2	0	23



Darryl Humphrey

MARK JACKSON

Defensive Back

Houston, Texas

Stephen F. Austin High School

SOPHOMORE

5-8

165

21



At Washburn: Scheduled to see time in the cornerback rotation and on special teams.

In 2002: Played in 10 games with six tackles, three of which were solo stops.

In 2001: Sat out the season as a redshirt.

Background: Was a two-year letterman on the football team playing defensive back and tailback and a three-year letterman on the track squad. A member of Who's Who in American High School Students two years.

Personal: Born March 2, 1983. Son of Mark and Sandra Jackson. Majoring in Computer Science.

Jackson at Washburn

Tackles	UT	AT	Tot	PBU	TFL	S/YL	FF	FR	INT
2002	3	3	6	0	0/0	0/0	0	0	0
Totals	3	3	6	0	0/0	0/0	0	0	0

KYLE KABRIEL

Defensive End

Wamego, Kansas

Garden City Community College

REDSHIRT FRESHMAN

5-11

250

92



At Washburn: Will see time on the defensive line.

In 2002: Sat out the season as a redshirt.

Background: At Wamego High School, he was an all-conference choice at defensive end and an all-state honorable mention selection.

Personal: Born Jan. 14, 1983. Son of Randy and Monica Kabriel. Majoring in pre-pharmacy.

BRYCE KELLEY

Defensive Tackle

Flowermound, Texas

University of Tulsa

JUNIOR

6-2

275

91



At Washburn: A powerful lineman who is slated for time on the defensive line.

In 2002: Started two games playing in 10 on the defensive line tallying 19 tackles and two tackles for loss.

In 2001: Sat out the season as a redshirt.

Background: A transfer from Tulsa University where he redshirted as a freshman. Was a three-sport athlete at Marcus High School where he was named first team all-district his sophomore through senior seasons at defensive tackle. Was named first team all-area and second team all-state as a senior. Also a state qualifier in wrestling his senior season.

Personal: Born Nov. 26, 1980. Son of Valori Semones and David

Kelley. Majoring in communications.

Kelley at Washburn

Tackles	UT	AT	Tot	PBU	TFL	S/YL	FF	FR	INT
2002	4	15	19	0	2/1	0/0	0	0	0
Totals	4	15	19	0	2/1	0/0	0	0	0

Bo

BO KOBUSZEWSKI

Defensive End

Valley Falls, Kan.

Southern Illinois

SENIOR

6-2

230

41



At Washburn: Moving to defensive end after playing last season at linebacker.

In 2002: Played in all 11 games recording 26 tackles and one for loss.

In 2001: Sat out the season as a redshirt at Southern Illinois after transferring from Coffeyville Community College.

Background: Was named defensive MVP of the 2000 Shrine Bowl game and an All-State 4A selection in football and honorable mention all-state in basketball.

Personal: Born on Aug. 8, 1981. Son of Joe and Denise Kobuszewski. Majoring in nursing.

Kobuszewski at Washburn

Tackles	UT	AT	Tot	PBU	TFL	S/YL	FF	FR	INT
2002	7	19	26	0	1/3	0/0	0	0	0
Totals	7	19	26	0	1/3	0/0	0	0	0

KIP

KIP KRAISINGER

Fullback

Clafin, Kansas


Clafin High School

SOPHOMORE

5-11

200

43



At Washburn: A powerful blocker and runner returning from injury.

In 2002: Sat out the season with a medical redshirt after injury in fall camp.

In 2001: Played mainly on special teams returning three kickoffs for 17 yards. Recorded one pass receptions for two yards and had one tackle.

In 2000: Sat out the season as a redshirt.

Background: Was a three-year starter on offense and defense. Was on three state football championship teams at Clafin. Named *Great Bend Tribune* all-area first team at linebacker, all-league honorable mention running back and linebacker, *Hutchinson News* all-southwest honorable mention, *Wichita Eagle* Class 2-1A honorable mention linebacker, *Kansas Sports* 2-1A honorable mention linebacker and running back.

Personal: Born on Sept. 22, 1981. Son of Bruce and Kristi Kraisinger. Majoring in history.

Kraisinger at Washburn

Rushing No.	Yds	Avg	TD	Long	Rec	Yds	Avg	TD	Long
2001	0	0	0	0	0	1	2	2.0	0
Totals	0	0	0	0	0	1	2	2.0	0

SHAWN KUSZAK

Linebacker

Topeka, Kansas

Butler County Community College

SENIOR

5-11 200

58



At Washburn: Will compete for time in the linebacking corps and on special teams.

In 2002: Played in six games recording two tackles.

Background: At Topeka West High School, he was a 1999 Honorable Mention All-Conference and All-City. Transferred to Washburn from Butler County.

Personal: Born March 7, 1982. Son of Teresa Kuszak. Majoring in athletic training.

Kuszak at Washburn

Tackles	UT	AT	Tot	PBU	TFL	S/YL	FF	FR	INT
2002	1	1	2	0	0/0	0/0	0	0	0
Totals	1	1	2	0	0/0	0/0	0	0	0

JAKE LAWRENCE

Linebacker

Lawrence, Kansas

Butler County Community College

SENIOR

6-1 215

32



At Washburn: Moving from running back to linebacker this year.

In 2002: Played in nine games, starting five, rushing for 124 yards on 47 carries.

Background: After playing his freshman season on offense, Lawrence moved to defense and finished third in tackles with 66, including six sacks. He was second on the Grizzlies with 10 tackles for loss for 16 yards. He also recovered two fumbles, one of those lead to a 23-yard fumble recovery touchdown against Hutchinson Community College. At Free State High School, Lawrence rushed for 821 yards as a junior and 1,267 yards as a senior catching 14 passes for 195 yards. He also scored 20 touchdowns his senior season. He was an all-state 6A running back, all-Sunflower League selection taking part in the the Missouri-Kansas Metro Bowl and the Kansas Shrine game.

Personal: Born Jan. 16, 1982. Son of Charles and Carie Lawrence. Majoring in business.

Lawrence at Washburn

Rushing/Receiving

Rushing No.	Yds	Avg	TD	Long	Rec	Yds	Avg	TD	Long	
2002	47	124	2.6	0	12	2	-2	-1.0	0	3
Totals	47	124	2.6	0	12	2	-2	-1.0	0	3

CASON LEHMAN

Quarterback

McPherson, Kansas

McPherson High School

SOPHOMORE

6-1 205

7



At Washburn: Will back up at quarterback and could play wide receiver or safety on defense as well.

In 2002: Played in all 11 games rushing for 91 yards on 28 carries and two touch-

downs while passing for 246 yards and three touch-

downs.

Also had 18 receptions for 360

yards and one more touchdown

playing running back, quarterback and wide receiver respectively.

In 2001: Sat out the season as a redshirt.

Background: A three-sport athlete playing football, basketball and baseball. As a junior, he was an honorable mention 5A all-class quarterback. Threw for a combined 2,000 yards in high school. Played on state championship basketball team. Two-time second team all-conference third baseman.

Personal: Born Sept. 19, 1982. Son of Mike and Carla Lehman. Majoring in pre-dental.

Lehman at Washburn

Passing	C	A	Int.	Pct.	Yds	TD	Long	Avg/C	Avg/G
2002	18	32	3	.562	246	3	39	13.7	22.4
Totals	18	32	3	.562	246	3	39	13.7	22.4

Rushing/Receiving

Rushing No.	Yds	Avg	TD	Long	Rec	Yds	Avg	TD	Long	
2002	28	91	3.2	2	36	18	360	20.0	1	44
Totals	28	91	3.2	2	36	18	360	20.0	1	44

JOSEPH LEIKER

Defensive Back

Topeka, Kansas

Hayden High School

REDSHIRT FRESHMAN

5-11 195

46



At Washburn: Will add depth to the defensive backfield.

In 2002: Sat out the season as a redshirt.

Background: Was a all-league selection on offense and two-time choice on defense for the Wildcats. He was a second team all-city choice as and honorable mention all-state as a senior. Also named all-city as a junior. A state qualifier in track as a senior and an all-league defensive team choice in basketball.

Personal: Born June 22, 1983. Son of Ronald and Janet Leiker. Undecided on major. Cousin Dan Wilson played football for the Ichabods from 1998-2001.

JOSH

LOONEY

Linebacker

Overland Park, Kansas

Southwest Missouri State University

SOPHOMORE

6-2

225

39



At Washburn: Will return to the linebacking corps for the Ichabods.

In 2002: Playing in all 11 games for the Ichabods starting nine at linebacker recording 62 tackles and seven for loss with two sacks and three pass break-ups.

Background: Was a three-year grid letterman at Blue Valley Northwest High, where he helped lead the Huskies to a conference title his junior year. Earned all-conference and all-metro honors his last two years as a running back and broke the school record with rushing touchdowns in a season with 11. Was a nominee for KC Metro Scholar-Athlete of the year as a senior after his team reached the state semifinals the previous two campaigns. Looney also played four years of prep baseball.

Personal: Born February 16, 1983. Son of Mike and Jayne Looney. Majoring in business.

Looney at Washburn

Tackles	UT	AT	Tot	PBU	TFL	S/YL	FF	FR	INT
2002	30	32	62	3	7/36	2/25	0	0	0
Totals	30	32	62	3	7/36	2/25	0	0	0

PAT

MACK

Offensive Lineman

Omaha, Nebraska

Millard North High School

REDSHIRT FRESHMAN

5-11

195

51



At Washburn: Will add depth to the offensive line.

In 2002: Sat out the season as a redshirt.

Background: Was a two-time letterwinner at Millard North High School as his team finished 11-1 and won the district championship. He was received first team all-district, second team all-metro and a super all-State honorable mention selection.

Personal: Born on Nov. 11, 1983. Son of Bill and Desese Mack. Undecided on major.

CHRIS

McCANN

Running Back

Liberal, Kansas

Liberal High School

REDSHIRT FRESHMAN

5-7

185

31



At Washburn: Will add depth to the runningbacks.

In 2002: Sat out the season as a redshirt.

Background: Rushed for 1,456 yards on 205 carries averaging 7.1 yards per carry and 24 touchdowns. He was a Kansas Football

Coaches Association and Topeka Capital-Journal 5A all-State selection as well as an all-conference choice. The Capital-Journal also named McCann to its third team all-class all-state team and participated in the 2002 Kansas Shrine Bowl game.

Personal: Born on May 10, 1984. Son of Larry McCann and Nina Holmes. Majoring in criminal justice.

JOHN

McKINLEY

Offensive Line

Axtell, Kansas


Coffeyville Community College

SENIOR

6-0

310

73



At Washburn: Started five games on the offensive line after transferring in from Coffeyville.

In 2002: Started five games at guard on the offensive line.

Background: Was a two-year starter at offensive guard at Coffeyville Community College where he was an Honorable Mention all-Jayhawk selection as a sophomore. At Axtell High School, McKinley was an all-conference selection three seasons.

Personal: Born July 7, 1981. Son of Bob and Joan McKinley. Majoring in business.

BLAKE

MEYER

Defensive Back

Mayetta, Kansas

Royal Valley High School

JUNIOR

6-3

180

14



At Washburn: Returns for his third season in the defensive secondary.

In 2002: Played in nine games tallying 14 tackles with seven solo stops. Was also named to the MIAA Commissioner's Academic Honor Roll.

In 2001: Appeared in six games recording nine tackles with five solo stops.

In 2000: Sat out the season as a redshirt.

Background: Was named all-league defensive back and an honorable mention all-state selection. An academic All-America Scholar. Also named to Who's Who.

Personal: Born on July 20, 1982. Son of Darrel and Cindy Meyer. Majoring in business.

Meyer at Washburn

Tackles	UT	AT	Tot	PBU	TFL	S/YL	FF	FR	INT
2002	7	7	14	0	0/0	0/0	0	0	0
Totals	7	7	14	0	0/0	0/0	0	0	0

TAURENCE MINIKWU

Linebacker

Miami, Florida

Hialeah-Miami High School

SOPHOMORE

5-11

212

4



At Washburn: Returns to the linebackers after a successful freshman season.

In 2002: Recorded 32 tackles including 13 solo stops with two tackles for loss playing in nine games as a true freshman.

Background: Was named team captain his senior season and led them in tackles following his junior and senior campaigns. Also received team's defensive MVP award.

Personal: Born Jan. 27, 1984. Son of Victor Minikwu and Vivian Kelsey. Majoring in either law or education.

Minikwu at Washburn

Tackles	UT	AT	Tot	PBU	TFL	S/YL	FF	FR	INT
2002	30	32	62	3	7/36	2/25	0	0	0
Totals	30	32	62	3	7/36	2/25	0	0	0

AARON MILLS

Offensive Line

Topeka, Kansas

Dodge City Community College

JUNIOR

6-0

310

60



At Washburn: Joined the Ichabods at the start of the 2003 spring semester after transferring from Dodge City.

Background: At Dodge City, he was an honorable mention all-conference selection on the offensive line.

Personal: Born Nov. 2, 1981. Son of Russell and Pam Smith. Majoring in history in education.



BROOKS MYERS

Safety

Topeka, Kansas

Coffeyville Community College

SENIOR

6-0

195

34



At Washburn: Returns to the Ichabod defensive backs after a successful junior season.

In 2002: Finished tied for third on the Ichabods with 88 tackles including 43 solo stops and nine tackles for 15 loss yards. Returned a fumble for a touchdown in his first game in an Ichabod uniform against Wisconsin-LaCrosse.

Background: As a member of the Red Ravens, he finished third on the team in tackles with 77. He was 15th in the Jayhawk Conference in tackles. He was twice named Defensive Player of the Game after tallying 16 against Butler County and 14 against Garden City. Was also named an academic All-American. In high school at Washburn Rural, Myers was a three-year starter for the Junior Blues leading the team in tackles his junior and senior seasons. He was an all-conference selection his senior season.

Personal: Born March 9, 1982. Son of Mike and Linda Myers. Double majoring in business management and marketing.

Myers at Washburn

Tackles	UT	AT	Tot	PBU	TFL	S/YL	FF	FR	INT
2002	43	45	88	3	9/15	0/0	1	1	0
Totals	43	45	88	3	9/15	0/0	1	1	0



MIKE ODUPITAN

Wide Receiver

Lake Worth, Florida
Lake Worth High School
SOPHOMORE

6-1 200

85



At Washburn: Had a solid freshman season and will improve this season.

In 2002: Led the Ichabods with 21.9 yards per reception with 18 catches for 394 yards and four touchdowns. Also had four kickoff returns for 78 yards as a freshman in nine games.

Background: Was a second team all-area selection recording 44 catches for 700 yards as a senior and participated in the all-star game at the Outback Steakhouse Bowl Game. He was also a "Fab Five" basketball selection as one of the top five players in the area.

Personal: Born Dec. 12, 1982. Son of Josephine Odupitan. Majoring in Education.

Odupitan at Washburn

Rushing / Receiving

Rush	No.	Yds	Avg	TD	Long	Rec	Yds	Avg	TD	Long
2002	1	14	14.0	0	14	18	394	21.9	4	68
Totals	1	14	14.0	0	14	18	394	21.9	4	68

Kickoff / Punt Returns

	KOR	Yds	Avg	Long	TD	PR	Yds	Avg	Long	TD
2002	4	78	19.5	27	0	1	0	0	0	0
Totals	4	78	19.5	27	0	1	0	0	0	0



Mike Odupitan

CLAYTON OTWELL

Defensive End

Onaga, Kansas
Onaga High School
JUNIOR

6-2 230

49



At Washburn: Will see some time on the defensive line and special teams.

In 2002: Missed the season after suffering a knee injury.

In 2001: Appeared in two games recording two tackles, both solo stops.

In 2000: Appeared in three games collecting five tackles including two solos. Also recorded one sack.

In 1999: Sat out the season as a redshirt.

Background: Named to the Twin Valley League team at both linebacker and offensive guard. Honorable mention all-state pick at linebacker.

Personal: Born on June 18, 1980. Son of James and Jana Otwell. Majoring in psychology.

Otwell at Washburn

Tackles	UT	AT	Tot	PBU	TFL	S/YL	FF	FR	INT
2000	2	3	5	0	1/2	1/2	0	0	0
2001	2	0	2	0	0/0	0/0	0	0	0
2002	missed the season with an injury								
Totals	4	3	7	0	1/2	1/2	0	0	0

BRIAN PEEL

Linebacker

Topeka, Kansas
Shawnee Heights High School
SENIOR

5-9 225

33



At Washburn: Returning to the Ichabods after he missed the 2002 season after tearing ACL during spring drills.

In 2002: Missed the season with a knee injury.

In 2001: Played in seven games recording four tackles primarily on special teams

In 2000: Recorded eight tackles including three solo stops. Also forced two fumbles playing on special teams.

In 1999: Sat out the season as a redshirt.

Background: Was team's defensive player of the year his junior and senior seasons, earning first team All-Centennial League honors. Named all-city and honorable mention all-state in 1998.

Personal: Born on Sept. 25, 1980. Son of John Peel and Jan Edmonds. Majoring in physical education.

Peel at Washburn

Tackles	UT	AT	Tot	PBU	TFL	S/YL	FF	FR	INT
2000	3	5	8	0	0/0	0/0	2	0	0
2001	1	3	4	0	0/0	0/0	0	0	0
2002	missed the season as a redshirt								
Totals	4	8	12	0	0/0	0/0	2	0	0

KEVIN PIERCE

Offensive Line

Topeka, Kansas

Butler County Community College

SENIOR

6-3

280

52



At Washburn: Returns to anchor the offensive line at center.

In 2002: Started 10 games on the offensive line for the Ichabods at center.

In 2001: Played in five games on the offensive line.

Background: A member of Seaman's 1996 conference championship team and Butler's 1998 National Championship squad. A second team all-city selection as a Viking.

Personal: Born Jan. 27, 1980. Son of Roger and Lena Pierce. Majoring in business management.



Kevin Pierce ▲

TYLER SCHUERMAN

Quarterback

Riverview, Florida

East Bay High School

JUNIOR

6-3

220

16



At Washburn: Will compete for the starting quarterback position after missing last season with an injury. He is fifth on the all-time passing chart and fourth on the total offense chart. Voted on as one of the 2002 team captains.

In 2002: Injured his knee on the first play of the 2002 season after rushing for three yards.

In 2001: Played in eight games leading the Ichabods in total offense averaging 188.9 yards per game passing for 1,034 completing 66 of 140 attempts and nine touchdowns. He also rushed for 477 yards on 118 carries and six touchdowns. Was named honorable mention all-MIAA and to the MIAA Commissioner's Academic Honor Roll.

In 2000: Named the MIAA's Freshman of the Year after rushing for 708 yards, passing for 1,936 yards and collecting 2,644 yards in total offense - all Ichabod records for freshmen. Finished tenth in the MIAA in rushing, fourth in passing and fourth in total offense. His 16 rushing touchdowns set a school record as did his 26 total offensive touchdowns. The 96 points he scored was the second highest single-season mark in school history. Finished 22nd in NCAA in scoring per game, 38th in passing efficiency and 18th in total offense per game.

In 1999: Sat out the season as a redshirt.

Background: Was team captain and offensive player of the year senior season at East Bay High. First team all-conference pick and honorable mention all-state pick at quarterback. Received *St. Petersburg Times* Extra-Ordinary Athlete Award. Received team's offensive player of the year and second team all-conference honors his junior season.

Personal: Born on Feb. 3, 1981. Son of Stan and Bonnie Schuerman. Majoring in criminal justice.

Schuerman at Washburn

Passing	C	A	Int.	Pct.	Yds	TD	Long	Avg/C	Avg/G
2000	134	245	13	.547	1,936	10	64	14.4	176.0
2001	66	140	6	.471	1,034	9	51	15.6	129.2
2002	0	0	0	.000	0	0	0	0.0	0.0
Totals	200	385	19	.519	2970	19	64	14.9	156.3
Rushing	No.	Yds	Avg	TD	Long				
2000	189	708	3.7	16	33				
2001	118	477	4.0	6	36				
2002	1	3	3.0	0	3				
Totals	308	1188	3.9	22	36				

JEFF SCOTT

Tight End

Lenexa, Kansas

Shawnee Mission West High School

SOPHOMORE

6-4

235

80



At Washburn: Will return to the tight end position after his freshman season.

In 2002: Played in all 11 games starting five at tight end as a true freshman recording 11 receptions for 77 yards.

Background: Was an 6A all-state tight end at Shawnee Mission West catching 25 passes for 449 yards. He was a first team all-conference and all-county on offense at tight end and on defense he gained second team all-state, second team all-conference and second team all-county honors at defensive end.

Personal: Born on Sept. 7, 1983. Son of Robert and Debbie Scott. His father played football at Kansas State from 1971 to 1973. Majoring in criminal justice.

Scott at Washburn

Receiving

	Rec	Yds	Avg	TD	Long
2002	11	77	7.0	0	23
Totals	11	77	7.0	0	23



SAM SISSOM

Wide Receiver

Kansas City, Mo.
Winnetonka High School
SOPHOMORE

5-11 | 185

83



At Washburn: Has already placed his name in the Washburn record books after a stellar freshman season.

In 2002: Was named the MIAA Freshman of the Year after leading the Ichabods with 719 yards receptions and 12 touchdowns in 10 games. His 12 touchdown receptions and 719 yards receiving were both freshman records as were his 41 receptions. Was also named honorable mention All-MIAA and to the D2football.com's Offensive Wide Receiver of the Year award. His 72 points scored were the sixth highest single-season total in school history.

Background: Was a first team all-conference selection in three sports at Winnetonka High School in football, basketball and baseball. He was also an all-Northland choice in all three sports. He will play baseball for the Ichabods as well.

Personal: Born Sept. 5, 1983. Son of Dan and Bonnie Sissom. Undecided on major.

Sissom at Washburn

Rushing / Receiving

Rush	No.	Yds	Avg	TD	Long	Rec	Yds	Avg	TD	Long
2002	1	2	2.0	0	2	41	719	17.5	12	63
Totals	1	2	2.0	0	2	41	719	17.5	12	63



Sam Sissom ▲

DAROLD SMITH

Defensive Back

Galveston, Texas
Ball High School
SENIOR

5-9 | 170

5



At Washburn: Returns to the cornerback position after starting all 11 games as a junior.

In 2002: Recorded 66 tackles including 35 solo stops with 15 passes defended, which led the MIAA. He also forced two fumbles and recovered one while picking off four passes.

In 2001: Finished fourth on team in tackles recording 62 stops, tying for the team lead in solo tackles with 44 playing in all 11 games. He recorded six pass break-ups and one interception. He also picked up a fumble recovery for 37 yards and a touchdown against Pittsburg State.

In 2000: Played in 10 games collecting 12 solo tackles and nine assists. Also had two pass break-ups.

In 1999: Sat out the season as a redshirt.

Background: Was a three-year starter at Ball High School where he recorded 122 tackles as a safety. A member of the National Honor Society and listed in Who's Who.

Personal: Born Jan. 4, 1980. Son of Charles and Dorthy Smith. Majoring in business administration.

Smith at Washburn

Tackles	UT	AT	Tot	PBU	TFL	S/YL	FF	FR	INT
2000	12	9	21	2	0/0	0/0	0	0	0
2001	44	18	62	6	1/1	0/0	0	1	1
2002	35	31	66	15	3/11	0/0	2	1	4
Totals	79	49	129	23	4/12	0/0	2	2	5



Darold Smith ▲

**HENRY
TALLEY III****Defensive Back**

Kansas City, Mo.

Park Hill South High School

REDSHIRT FRESHMAN 6-0 185

24**At Washburn:** Will add depth to the defensive backfield.**In 2002:** Sat out the season as a redshirt.

Background: Was a two-year member of the all-conference first team as well as a two-time all-district selection and two-time all-Metro selection. As a three-year starter he recorded 31 receptions for 641 yards and four touchdowns. He averaged 19.4 yards per punt return for his career taking one back for a touchdown. On defense he recorded 14 career interceptions returning one for a touchdown gaining two blocked punts. As a junior, he recorded nine interceptions.

Personal: Born on Sept. 4, 1983. Son of Henry and Deborah Talley. Majoring in business.

**ERIC
TAYLOR****Defensive Tackle**

Richardson, Texas

Berkner High School

SENIOR 6-0 240

96

At Washburn: Returns to the defensive line after missing part of last season with injuries.

In 2002: Started the first six games of the season before missing the final five with injury. Voted one of the five team captains. Recorded 40 tackles including 18 solo stops with three tackles for loss.

In 2001: Started all 11 games at right end for the Ichabods recording 35 tackles including 12 solo stops. He chalked up seven tackles for 20 yards in loss and one sack. He also recovered a fumble. Was named to the MIAA Commissioner's Academic Honor Roll.

In 2000: Received second team all-MIAA honors after leading the Ichabods with six sacks for 44 yards in loss - third best in conference. Also recorded team-high 11 tackles for loss. Overall had 29 tackles with 15 solo stops, three forced fumbles and three fumble recoveries starting all 11 games.

In 1999: Sat out the season as a redshirt.

Background: Named to the all-city and all-district team each of the last two seasons at Berkner High. State champion wrestler in 1999. Named to all-district team.

Personal: Born June 1, 1980. Son of John and Janie Taylor. Majoring in marketing and finance.

Taylor at Washburn

Tackles	UT	AT	Tot	PBU	TFL	S/YL	FF	FR	INT
2000	15	14	29	0	11/57	6/44	3	3	0
2001	12	23	35	0	7/20	1/5	0	1	0
2002	18	22	40	0	3/12	0/0	0	0	0
Totals	45	59	104	0	21/89	7/49	3	4	0

**JUSTIN
THOMPSON****Offensive Line**

Raytown, Missouri

Raytown High School

REDSHIRT FRESHMAN 6-6 291

75

At Washburn: Will add depth and compete for time on the offensive line.

In 2002: Sat out the season as a redshirt.

Background: Was a two-time honorable mention all-conference selection on the defensive line and was named to the second team all-conference squad on the offensive line as the team captain as a senior. He is also the captain of Raytown's track and wrestling team.

Personal: Born on July 6, 1983. Son of Michael Thompson and Pamela Thompson-Fithen. His cousin Derrick Pierce played football for Washburn graduating in 1993. Majoring in criminal justice.

**BEN
THURSBY****Offensive Line**

Auburn, Nebraska

Humboldt High School

SOPHOMORE 6-0 280

79

At Washburn: Will add depth on the offensive line.

In 2002: Played in one game on the offensive line for the Ichabods.

In 2001: Sat out the season as a redshirt.

Background: An honorable mention all-state selection following his junior and senior seasons. Also received all-conference honors and first team all-area defense accolades.

Personal: Born Feb. 19, 1983. Son of Don and Barbara Thursby. Majoring in criminal justice.

**ADAM
TOBY****Offensive Line**

Centralia, Kansas

Centralia High School

JUNIOR 6-2 275

71

At Washburn: A versatile offensive lineman who can play a couple of positions.

In 2002: Played in nine games on the offensive line.

In 2001: Played in two games for the Ichabods on the offensive line.

In 2000: Sat out the season as a redshirt.

Background: Was named all-league offensive guard and honorable mention defensive end after senior season. Was also a member of the all-conference academic team.

Personal: Born on Oct. 27, 1981. Son of Bill and Brenda Toby. Majoring in business.

TIM WATTS

Offensive Line

Topeka, Kansas

Hayden High School

SENIOR

6-4

290

54



FORREST WILLIAMS

Linebacker

Dallas, Texas

Ottawa University (Kan.)

SOPHOMORE

6-0

195

38



At Washburn: Returns to the offensive line after starting 10 games and 21 of the last 22 on the line.

In 2002: Started 10 games last season at tackle on the offensive line and was a second team All-MIAA pick and was named to the MIAA Commissioner's Academic Honor Roll. Was voted as one of the five 2001 team captains. Was also named Homecoming King.

In 2001: Appeared 10 games for the Ichabods at right tackle. He received honorable mention all-conference honors and he was named to the MIAA Commissioner's Academic Honor Roll.

In 2000: Appeared in all 11 games for the Ichabods backing up the starting offensive line.

In 1999: Sat out the season as a redshirt.

Background: Garnered all-league, all-city and Class 4A all-state honors at Hayden High. He was the starting center on basketball team.

Personal: Born Dec. 19, 1980. Son of David Watts and Sharon Lallman. Majoring in political science.

At Washburn: Will add depth to the linebacking corps and special teams.

In 2002: Sat out the season as a redshirt.

Background: A transfer from Ottawa (Kan.) University where he played nickel back and on special teams. At North Dallas High School, he was a second team all-district pick at strong safety following his junior and senior years after leading the team in tackles both seasons with 112 as a junior and 97 as a senior. Also recorded five interceptions as a junior and was an honorable mention all-district choice in basketball his junior and senior seasons.

Personal: Born on Dec. 26, 1982. Son of Neely and Mattie Blackman. Undecided on major.

JEFF WIMPY

Defensive back

Tulsa, Oklahoma

Bethany College (Kan.)

SENIOR

6-0

186

8



At Washburn: Returns to the defensive backfield after redshirting last season.

In 2002: Missed the entire season after injuring his shoulder in the first game of the season after recording two tackles and a pair of pass break-ups.


In 2001: Finished fifth on the team in tackles recording 48 including 21 solos stops. Also recorded five tackles for 19 yards in loss, one sack, one interception, four pass break-ups and two forced fumbles.

Background: A transfer from Bethany College where he was a two-year letterman for the Swedes and started as a sophomore. He was an all-conference selection and he picked off four passes. He also played baseball. At Berryhill High School, he was a two-time all-conference member and played in the East vs. West all-star game. He was an all-state honorable mention selection. Also played baseball where he was an all-conference, all-Metro and team MVP as a senior. Was also a member of the National Honor Society.

Personal: Born Jan. 7, 1981. Son of John and Martha Wimpy. Majoring in education.

Wimpy at Washburn

	Tackles	UT	AT	Tot	PBU	TFL	S/YL	FF	FR	INT
2001	21	27	48	4	5/19	1/10	2	0	1	
2002	1	1	2	2	0/0	0/0	0	0	0	
Totals	22	28	50	6	5/19	1/10	2	0	1	



Tim Watts ▲

ANDRE ZANDEVAKILI

Wide Receiver

Garland, Texas
Berkner High School

JUNIOR

5-8

190

3



At Washburn: Will be in the rotation this season at wide receiver for the Ichabods.

In 2002: Appeared in 10 games starting one at running back rushing for 51 yards on 10 carries and grabbing eight receptions for 66 yards. Named to the MIAA Commissioner's Academic Honor Roll.

In 2001: Played in 10 games as a redshirt carrying the ball 12 times for 56 yards. Also picked up two receptions for 19 yards and one touchdown against Southwest Baptist.

In 2000: Sat out the season as a redshirt.

Background: Named honorable mention all-district and an athletic scholarship winner from the U.S. Army.

Personal: Born on Sept. 2, 1981. Son of Amir and Ligia Zandevakili. Majoring in business.

Zandevakili at Washburn

Rushing/Receiving

Rushing	No.	Yds	Avg	TD	Long	Rec.	Yds	Avg	TD	Long
2001	12	55	4.6	0	16	2	19	9.5	1	10
2002	10	51	5.1	0	14	8	66	8.2	0	28
Totals	22	106	4.8	0	16	10	85	8.5	1	28



Andre Zandevakili ▲

Kansas Shrine Bowl Participants signed by Washburn

2003

Zach Hemmerling

Matt Koehn

A.J. Patterson

Jarod Tetuan

2002

Chris McCann

Jim Holland

Cory Tinklin

2000

Joe Corcoran

Jake Lawrence

Bo Kobuszewski

1999

Jason Ross

Kipp Connell

1998

Kevin Pierce

1997

Dan Wilson

Cody Snyder

1996

Chris Gleisberg

1994

Joe Busby

Keith Newbery

1993

Joe Scharzt

1992

Beau Caryl

Michael Dritlein

Robert Goeden

1991

Floyd Johnson

1989

Kevin Cummings

1988

Doug Terry

1987

Matt Marple

1985

Aaron Finney

1984

Troy Slusser

Joe Witham

1983

Scott Holloman

1982

Jim Collins

1978

Fred Palensky

1976

Steve Guilfoyle



JEREMY ASSAL

Fullback

Overland Park, Kansas
Blue Valley Northwest HS
FRESHMAN 5-7 200

Background: Was an All-EKL Scholar Athlete and a three-year peer tutor as well as a three-year member of the honor roll.

Personal: Born on June 8, 1985. Son of Dan Assal and Susan Katz. Majoring in criminal justice.

DEREK BANION

Placekicker

Omaha, Nebraska
Millard West High School
FRESHMAN 5-8 140

Background: Set several records as a placekicker at Millard West High School during his senior season with most field goals in a game (3), most consecutive field goals (6), best field goal percentage (85.7) and best PAT percentage (100). Also owns career records with 82 PATs.

Personal: Born on Aug. 13, 1984. Son of Brennan and Nanetta Banion. Majoring in business.

ERIN BECK

Defensive Back

Clafin, Kansas
Clafin High School
FRESHMAN 5-10 170

Background: Was a All-State and all-conference pick at quarterback and an all-league honorable mention choice at defensive back. Passed for 1,372 yards and 19 touchdowns. A *Great Bend Tribune* All-Area first team selection at quarterback and *Wichita Eagle* All-State honorable mention at quarterback.

Personal: Born Jan. 29, 1985. Son of Fred and Karlynn Beck. Joins older brother Evin on the Ichabod football team. Majoring in athletic training.

MITCH BIRT

Defensive End

Omaha, Nebraska
Millard North High School
FRESHMAN 6-2 235

Background: Was named first team Nebraska Super State, All-State, All-Nebraska, All-Metro and All-District as a senior at Millard North at defensive end after lettering as a junior and senior.

Personal: Born June 20, 1985. Son of Randall

and Christine Birt. Majoring in biology/pre-med.

BEN BOSWELL

Punter

Lenexa, Kansas
Shawnee Mission West HS
FRESHMAN 6-0 170

Background: Was a first team All-Sunflower League, All-Sun Country and all-state punter at Shawnee Mission West in 2002. Was named Shawnee Mission West's Co-MVP and was the team's defensive Player of the Year last fall.

Personal: Born Nov. 16, 1984. Son of Brad and Pat Boswell. Undecided on major.

JORDAN BRILL

Quarterback

Elkhorn, Nebraska
Elkhorn High School
FRESHMAN 6-2 196

Background: Was an all-conference, all-district an honorable mention all-state selection for Elkhorn High as a senior. A 2003 Nebraska Shrine Bowl participant. A three-year basketball letterwinner and an honorable mention all-conference pick. Also a two-year letterwinner in baseball and one year in track.

Personal: Born Oct. 26, 1984. Son of Jason and Nancy Brill. Majoring in business.

MATT BROWN

Wide Receiver

St. Louis, Mo.
Seckman High School
FRESHMAN 5-11 175

Background: At Seckman high school in St. Louis, played five sports - football, baseball, wrestling, track and hockey. Set school record for most receptions in a season at wide receiver.

Personal: Born on Nov. 8, 1982. Son of Randy and Debbie Kidder. Majoring in accounting and finance. Younger brother of Ichabod defensive coordinator Chris Brown.

NICK BULL

Defensive Line

Elkhorn, Nebraska
Elkhorn High School
FRESHMAN 6-2 280

Background: Was an all-conference, all-district, all-metro and all-state selection as a defensive lineman at Elkhorn High last season by making 48 tackles and collecting nine sacks.

Personal: Born on Feb. 21, 1985. Son of David and Kathy Bull. Undecided on major.

DANNY GLOVER

Defensive Line

Olathe, Kansas
Olathe North High School
FRESHMAN 6-3 228

Background: Was part of three state championships at Olathe North compiling a 37-0 record, receiving All-State, All-Johnson County and was a first team All-Sunflower league choice at defensive line. Was also MVP of the offensive line and a three-year letterman.

Personal: Born on Feb. 1, 1985. Son of Tim and Tammy Glover. Majoring in criminal justice.

BEN GRAY

Defensive Back

Lawrence, Kansas
Free State High School
FRESHMAN 6-0 175

Background: Was a second team All-Sunflower League pick at cornerback and holds the Free State record for single game, season and career for pass break-ups and tied school record for forced fumbles in a game.

Personal: Born on April 21, 1985. Son of Kevin and Julie Gray. Majoring in secondary education.

CASEY HARRIS

Linebacker

Leavenworth, Kansas
Leavenworth High School
FRESHMAN 6-1 215

Background: Was named team's MVP as a junior and senior as well as linebacker of the year. Was a three-year captain and a second team all-class selection. Also named second team All-Sunflower as a junior and senior. Also played in the Kansas City Metro All-Star game.

Personal: Born Jan. 26, 1985. Son of Chris and Mary Harris. Majoring in business.



SIMON

HECKMAN

Linebacker

Independence, Kansas

Independence High School

FRESHMAN

6-0 215

63

Background: Was a three-year letterman and a second team All-SEK pick at linebacker.

Personal: Born on Aug. 10, 1984. Son of John and Marge Heckman. His brother Aaron played football at Baker. Majoring in physical education.

ZACH

HEMMERLING

Defensive End

Hutchinson, Kansas

Hutchinson High School

FRESHMAN

6-5 230

98

Background: Was a member of the *Capital Journal's* all-state, all-class squad. Was voted to the All-Ark Valley League first team on both lines, earning unanimous honors on defense after recording 26 solo tackles, 16 assists, seven tackles for loss, three sacks and a fumble recovery as a senior. A 2003 Shrine Bowl Participant. Was also named to both Wichita Eagle and Topeka Capital Journal Top 11 pick. He was the 6A state champion at 215 pounds as a junior and a senior and was named the Most Outstanding Senior Wrestler on the Ark Valley League Wrestling Team.

Personal: Born Sept. 13, 1984. Son of Dwight and Vicki Hemmerling. Majoring in biology.

DUSTY

HELLER

Quarterback

Chapman, Kansas

Chapman High School

FRESHMAN

5-11 185

Background: Two-time honorable mention all-conference selection and the school record holder for most passing yardage in Irish history.

Personal: Born March 21, 1983. Son of Randy and Debbie Heller. Undecided on major.

AARON

HICKS

Linebacker

Olathe, Kansas

Olathe North High School

FRESHMAN

6-0 215

56

Background: Was named first team All-State, All-County, All-League and All-Metro at linebacker. Also named baseball team's outstanding senior player.

Personal: Born Jan. 24, 1985. Son of Rick and Lynn Hicks. Majoring in secondary education.

TROY

HOEFER

Safety

Topeka, Kansas

Highland Park High School

FRESHMAN

6-2 200

18

Background: Was named first team All-State, All-County, All-League and All-Metro at linebacker. Was an All-Centennial League selection on defense last fall for Highland Park. He also was second-team All-City and honorable mention All-Class 5A last season. Hoefer also played quarterback for the Scots, passing for 451 yards and rushing for 260 yards. Hoefer also a member of the Highland Park basketball squad and earned second-team All-City honors as a junior and was first team all-conference as a senior for the Scots.

Personal: Born on Oct. 10, 1984. Son of Greg and Pamela Hoefer. Majoring in business.

CODY

HUENEFELD

Defensive End

Aurora, Nebraska

Aurora High School

FRESHMAN

6-0 225

72

Background: Was a two-time all-state selection as an offensive lineman and was named to the Super State second team. Is also on the wrestling team at Aurora High School, qualifying for state each of his season and earning sixth place as a junior and third as a senior. Will also play in the Nebraska Shrine Bowl game.

Personal: Born on Jan. 21, 1984. Son of Dan and Linda Huenefeld. Majoring in criminal justice.

STEVEN

KEMPLAY

Safety

Paola, Kansas

Paola High School

FRESHMAN

6-1 180

59

Background: Was team captain his senior season and was honorable mention All-conference quarterback and honorable mention All-Metro. He was a three-year letterman in football and basketball.

Personal: Born July 18, 1984. Son of Chris and Vicki Kemplay. Majoring in psychology.

MATT

KOEHN

Offensive Line

Hesston, Kansas

Hesston High School

FRESHMAN

6-2 280

65

Background: Was a two-time first team all-league selection as an offensive lineman and

three-time all-league selection on the defensive line at Heston High School. Was named to the first team offense and honorable mention defense all-state team as a senior. Was named to Kansas High School Coaches first team all-state as a defensive lineman. Also earned Hutchinson News 3A Top 11 honors in 2002. Will also play in the 2003 Shrine Bowl Game. Also a state qualifier in wrestling.

Personal: Born on March 29, 1985. Son of Mary Steibler and Brian Koehn. Majoring in secondary education. His father played baseball at Bethany and Newman.

JOSHUA

LAMB

Defensive Back

Garden City, Kansas

Garden City High School

FRESHMAN

5-7 145

61

Background: Was named first team All-WAC on offense and honorable mention All-Area. Also a member of the honor roll and was named high school's male athlete of the year.

Personal: Born on March 9, 1984. Son of Kip and Tracy Lamb. Majoring in radiology.

JAKE

LEBAHN

Wide Receiver

Salina, Kansas

Salina Central High School

FRESHMAN

6-4 175

81

Background: Was part of two state champion 5A football teams as a Mustang and a second team all-conference wide receiver as a senior. Was also a *Salina Journal* all-county pick first team pick in basketball. In track, he was a state qualifier in the high jump and in the 110m, hurdles.

Personal: Born July 10, 1984. Son of Trent and Wendy LeBahn. Majoring in sports broadcasting. His brother Adam is a member of the golf team Rockhurst.

TREY

LEWIS

Defensive Line

Topeka, Kansas

Washburn Rural High School

FRESHMAN

6-3 260

76

Background: Was an honorable mention All-Class 6A, second-team All-City and All-Centennial League for the Junior Blues. Named team's defensive MVP.

Personal: Born on May 23, 1985. Son of Verna Chapman and Wynn Lewis. Majoring in pre-engineering.

DUSTIN MOYER

Defensive End

Eudora, Kansas
Eudora High School
FRESHMAN 6-2 220

94

Background: Was an All-Class 4A selection as a defensive lineman and was All-Frontier League on defense and offense as a junior and senior. Was named to the *Lawrence Journal World's* All-Area team as a junior and senior and an honorable mention all-state selection as a junior. Also named *Wichita Eagle's* All-State offense team and to Coaches All-4A Defensive squad plus the *Kansas City Star's* All-Metro second team defense and was named to KCPrepFootball.com's All-Metro honorable mention team. Was league champ in shot put.

Personal: Born on Nov. 12, 1984. Son of Rod and Nancy Moyer. Undecided on major.

BLAKE NICHOLS

Defensive End

Forgoan, Oklahoma
University of Oklahoma
RS-FRESHMAN 6-4 260

90

Background: Redshirted at Oklahoma as a freshman. At Forgoan High School, he was a four-year all-district selection, 8-man all-star, all-conference and team captain. He was named the team most valuable player two times. On the basketball court he was an all-state selection once and a two-time conference MVP and four-year all-conference selection.

Personal: Born on June 2, 1983. Son of Brent and Carol Nichols. Majoring in business.

A.J. PATTERSON

Running Back

Topeka, Kansas
Topeka West High School
FRESHMAN 5-9 185

25

Background: Was the 2002 Topeka Offensive Player of the Year, rushing for a school-record 1,977 yards with 19 touchdowns to help the Chargers to a runner-up finish in the Class 5A playoffs. A two-time all-city selection as a junior and a senior after leading the city in rushing both seasons while finishing his career with 3,817 yards. Was chosen to play in the Shrine Bowl and a *Capital Journal* 6A all-class selection and a *Capital-Journal* Top 11 all-state team. He had only two fumbles in 617 carries in his prep career.

Personal: Born on May 8, 1985. Son of Richard and Brenda Patterson. Undecided on major.

TYLER PERRY

Safety

Hutchinson, Kansas
Hutchinson High School
FRESHMAN 6-0 175

42

Background: An honorable mention All-6A defensive back as a senior and first team All-Ark Valley.

Personal: Born on May 16, 1985. Son of Mark and Peggy Perry. Majoring in business marketing.

CONNOR SABEL

Placekicker

Topeka, Kansas
Hayden High School
FRESHMAN 6-2 180

86

Background: Led Topeka in kick scoring with 42 points on 33 extra points and three field goals. He was first team All-Class 4A, second-team All-Centennial League and honorable mention All-City as a senior. Also played soccer at Hayden, where he earned second team all-state honors as a junior and first team all-state honors as a senior.

Personal: Born on Aug. 17, 1984. Son of Rick and Becky Sabel. Undecided on major.

JORDAN SCHROEDER

Safety

McPherson, Kansas
McPherson High School
FRESHMAN 5-9 165

Background: Started on both sides of the ball since sophomore season at quarterback and defensive back. Was team captain as a senior.

Personal: Born on Sept. 12, 1984. Son of Dwight and Sharlene Schroeder. Undecided on major.

Background: Was an unanimous All-

JAMIE SCULLY

Linebacker

Grain Valley, Missouri
Grain Valley High School
FRESHMAN 6-1 215

47

Conference, All-District and All-Area pick from 2000-02 and was an All-State choice as a junior and senior. Three-time All-Metro selection and defensive MVP. Holds school record with 501 career tackles and 197 single-season stops. Three-time all-conference selection and all-state pick wrestling in MOKAN Classic as three-year state qualifier. Qualified for state track meet all four years.

Personal: Born July 3, 1984. Son of Mike and Debbie Scully. Majoring in education.

JEFF SLOAN

Offensive Line

Overland Park, Kansas
Shawnee Mission West HS
FRESHMAN 6-0 250

69

Background: Was a two-time football letter-winner and also threw the shot and discus in track.

Personal: Born Oct. 6, 1984. Son of William and Sheryl Sloan. Majoring in criminal justice.

DAN SQUIRES

Defensive Line

Overbrook, Kansas
Santa Fe Trail High School
FRESHMAN 6-2 265

93

Background: Was a unanimous All-Conference, All-District and All-Area pick from 2000-02 and was an All-State choice in 2001 as well as All-Metro honorable mention his junior and senior seasons. As a sophomore was named All-County offensive line and a All-County selection on the offensive and defensive lines as a junior and senior as well as the defensive player of the year. As a junior, he was named all-Kaw Valley League first team on defense and All-Kaw Valley League first team on offense and defense. As a senior, was named All-Area by the *Lawrence Journal-World* squad a first team All-State selection as a senior on defense. He was also a state qualifier in wrestling and a finalist in the league tournament.

Personal: Born on March 1, 1985. Son of Gary and Merry Squires. Majoring in business.



JAROD TETUAN

Wide Receiver

Topeka, Kansas

Hayden High School

FRESHMAN 5-10 180

23

Background: As a two-time All-City pick, he tallied 1,844 yards of total offense as a senior, including 1,425 rushing yards. Scored 23 touchdowns and passed for four touchdowns. Was named *The Capital-Journal's* All-4A quarterback and was a unanimous pick as the All-Centennial League and first team 4A all-state quarterback as well as earning first-team all-league honors as a returner. As a junior he was an All-conference pick. Played in the 2003 Shrine Bowl.

Personal: Born on May 22, 1985. Son of John and Theresa Tetuan. Undecided on major. His brother John was a pitcher at Wichita State and is currently in the Colorado Rockies organization and his brother Jesse is a free safety at Kansas State.

FLETCHER TERRELL

Defensive Back

Minnetonka, Minnesota

Butler County Comm. Coll.

RS=FRESHMAN 5-11 166

15

Background: Transfer from Butler County. AT St. Louis Park High School, he was an all-conference, all-state and all-America selection and was named team's defensive player and defensive back of the year.

Personal: Born on March 26, 1984. Son of Kimberly Hassell. Majoring in mass communication.

DANNY WALKER

Linebacker

Ralston, Nebraska

Ralston High School

FRESHMAN 5-11 215

44

Background: Was a first team all-state selection by the Omaha World Herald, Lincoln Journal Star, Huskerland Magazine and Nebraska Prep Report as a linebacker at Ralston High. Was a three-time all-district and All-Omaha Area first team selection. Had 141 tackles (62 solo), two fumble recoveries, two interceptions and finished with 342 total career tackles. Also rushed for 322 yards and two touchdowns as a fullback in 2002. Named to the Merit Honor Roll and was the Runza/Fox 42 Student/Athlete of the Week in the fall. A 2003 novice Golden Glove Champion in the super heavyweight division.

Personal: Born on Nov. 4, 1984. Son of John and Toni Walker. Undecided on major.

JESSE WALLACE

Offensive Line

Topeka, Kansas

Topeka West High School

FRESHMAN 6-1 225

68

Background: Was named team captain and a first team All-I-70 League on defense and a second team All-City and honorable mention 5A All-State pick.

Personal: Born on Jan. 2, 1985. Son of Paul and Stephanie Wallace. Majoring in Education.

CODY WALTER

Wide Receiver

Topeka, Kansas

Jefferson West High School

FRESHMAN 6-3 195

Background: Was named all-league quarterback for the Tigers.

Personal: Born on March 14, 1978. Son of Ron and Charlot Walter. Majoring in physical education.

JEFF WOMACK

Running Back

Riviera Beach, Fla.

Dodge City Community Coll.

RS-FRESHMAN 5-9 205

27

Background: Redshirted at Dodge City in 2002. Rushed for 1,300 yards and 13 touchdowns as a senior and 1,000 yards and 13 more touchdowns as a junior and was named all-area first team by the *Palm Beach Post* and *Orlando Sun Sentinel*.

Personal: Born on Sept. 22, 1982. Son of Jeff and Jacquelyn Womack. Majoring in physical education.

TRAMAINÉ YOUNG

Defensive Back

Lawton, Oklahoma

Northeastern Oklahoma A&M

RS-FRESHMAN 5-11 173

17

Background: Redshirted last season at Northeastern Oklahoma A&M. Also played running back at Lawton Eisenhower High School as a prep.

Personal: Born Feb. 14, 1984. Son of Christopher and Jacqueline Young. Majoring in physical therapy.

JEFFREY HARRIS

Wide Receiver

Kansas City, Mo.

Northeast Public High School

FRESHMAN 6-0 180

82

Background: Was first team all-conference and district quarterback as well as team captain and offensive player of the year. His junior season, he led the Vikings in tackles and interceptions.

Personal: Born May 24, 1985. Son of Johnette Harris. Undecided on major.



In-season Birthdays

September

Andre Zandevakili	2, 81
Tyson Bahner	2, 82
Henry Talley	4, 83
Sam Sissom	5, 83
Jeff Scott	7, 83
Darryl Humphrey	10, 81
Trent Hearn	11, 84
Jordan Schroeder	12, 84
Zach Hemmerling	13, 84
Cason Lehman	19, 82
Kip Kraisinger	22, 81
Jeff Womack	22, 82
Brian Peel	25, 80

October

Joe Corcoran	3, 81
Dustin Hickel	5, 81
Jeff Sloan	6, 84
John Hoytal	8, 81
Pepé Hernandez	9, 80
Troy Hoefer	10, 84
Terrell Cobb	15, 82
Grant Gould	15, 83
Jordan Brill	26, 84
Adam Toby	27, 81
Marquetis Burgess	29, 82

November

Aaron Mills	2, 81
Danny Walker	4, 84
Pat Mack	11, 83
Dustin Moyer	12, 84

Squad Notes

Breakdown by Class

Seniors	15
Juniors	16
Sophomores	16
Redshirt Freshman	16
Freshman	35
Totals	97

Breakdown by State

Kansas	61
Texas	11
Nebraska	8
Florida	7
Missouri	6
Oklahoma	3
Minnesota	1
Totals	97

Tallest

Jim Holland	6-7
Justin Thompson	6-6
Zach Hemmerling	6-5
Matt Durler	6-4
Jake LeBahn	6-4
Pat Mack	6-4
Blake Nichols	6-4
Tim Watts	6-4

Shortest

Chris McCann	5-7
Joshua Lamb	5-7
Jeremy Assal	5-7

Squad Hometowns

Kansas (61)

Axtell: John McKinley
Centralia: Adam Toby
Chapman: Dusty Heller
Clafin: Erin Beck, Evin Beck, Dustin Hickel, Kip Kraisinger
Dodge City: Josh Coval, Matt Durler
Eudora: Dustin Moyer
Garden City: Joshua Lamb
Hesston: Matt Koehn
Hutchinson: Zach Hemmerling, Tyler Perry
Independence: Simon Heckman
Lawrence: Ben Gray, Jake Lawrence
Liberal: Zeb Austin, Chris McCann
Leavenworth: Casey Harris, Chad Taylor
Lecompton: Joe Corcoran
Lenexa: Ben Boswell, Jeff Scott
Manhattan: Jacob Barth
Mayetta: Blake Meyer
McPherson: Cason Lehman, Jordan Schroeder
Olathe: Danny Glover, Aaron Hicks
Onaga: Clayton Otwell
Overbrook: Dan Squires
Overland Park: Adam Azeltine, Jeremy Assal, Bret Dubbert, Adam Griess, Josh Looney, Jeff Sloan
Paola: Steven Kemplay
Pittsburg: Jim Holland
Salina: Jake LeBahn
Topeka: Morgan Dewey, Grant Gould, Troy Hoefer, John Hoytal, Shawn Kuszak, Joseph Leiker, Trey Lewis, Aaron Mills, Brooks Myers, A.J. Patterson, Brian Peel, Kevin Pierce, Conner Sabel, Jarod Tetuan, Jesse Wallace, Tim Watts
Valley Falls: Bo Kobuszewski
Wamego: Tyson Bahner, Kyle Kabriel
Wichita: Chris Huelsman

Texas (11)

Dallas: Forrest Williams
Flowermound: Bryce Kelley
Garland: Andre Zandevakili
Gavelston: Darold Smith
Houston: DaWight Benning, Mark Jackson
Lancaster: Trent Hearn
Lewisville: Rawshawn Bland
Needville: Darryl Humphrey
Richardson: Eric Taylor, Pepé Hernandez

Nebraska (8)

Auburn: Ben Thursby
Aurora: Cody Huenefeld
Elkhorn: Jordan Brill, Nick Bull
Omaha: Pat Mack, Derek Banion, Mitch Birt
Ralston: Danny Walker

Florida (7)

Belleglade: Tyrone Barrett
Boynton Beach: Terrell Cobb
Lake Worth: Mike Odupitan
Miami: Taurence Minikwu
Riverview: Tyler Schuerman
Riviera Beach: Jeff Womack
West Palm Beach: Marquetis Burgess

Missouri (6)

Grain Valley: Jamie Scully
Kansas City: Chris Brown, Henry Talley, Sam Sissom
Raytown: Justin Thompson
St. Louis: Matt Brown

Oklahoma (3)

Forgon: Blake Nichols
Lawton: Tramaine Young
Tulsa: Jeff Wimpy

Minnesota (1)

Minnetonka: Fletcher Terrell

The Story Behind Mr. Ichabod

The name "Ichabod" was derived from the first name of Ichabod Washburn, an early benefactor of the university. Ichabod Washburn was born in Kingston, Mass., on Aug. 11, 1798.


In 1831, he began what was his life work - and the pride of Worchester, Mass., - when he essayed the drawing of wire. He was co-founder of Washburn and Moen Manufacturing (later American Steel and Wire).

His own lack of formal education made him acutely aware of its importance. When approached by the residents of Topeka to help save the ailing Lincoln College, Ichabod Washburn responded with a \$25,000 gift. In May, 1869, Lincoln College was renamed Washburn College in recognition of his outstanding contribution.

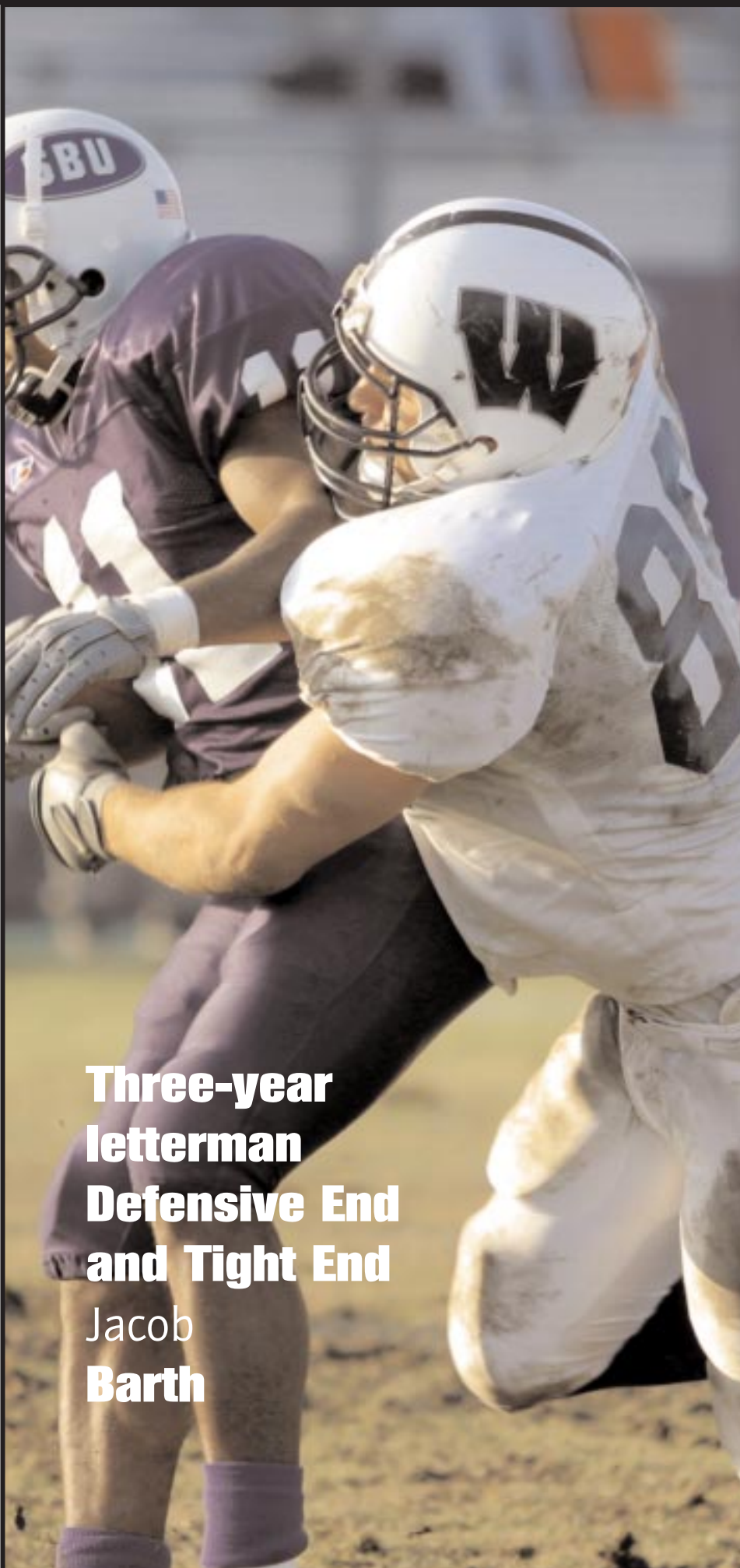
Until 1938, there was no graphic representation or any particular characteristics associated

with the mascot. During the 1937-38 school year, the editors of the KAW yearbook decided that such items were important to the university and began to accept suggestions for a design of Mr. Ichabod. The adopted design was drawn by Bradbury Thompson (BA '34).

The following explanatory material accompanied the first representation of an Ichabod in the KAW: "He has courage and enthusiasm as shown by his brisk walk. He is democratic and courteous, for he tips his hat as he passes. Sincere in his search for truth and knowledge, he studiously carries a book under his arm. His friendly smile makes you like him. He is neatly dressed and he fits well into his generation ... but adopts himself with equal ease to any change in life.



2003 OPPONENTS



**Three-year
letterman
Defensive End
and Tight End
Jacob
Barth**




Cason
Lehman



Grant
Gould



Chris
Huelsman



Morgan
Dewey



Darold
Smith

LANGSTON UNIVERSITY

Game 1 • Sept. 6 at Guthrie, Okla. (Anderson Stadium) • 7 p.m.



Harold Johnson
Head Coach



Freddie Fair
Quarterback



Series History - Washburn leads 1-0

First meeting	Last LU win
WU 37, Langston 32 in 1977	N/A
Last meeting	Largest WU win
WU 37, Langston 32 in 1977	37-32 in 1977
Last WU win	Largest LU win
37-32 in 1977	N/A

Series Notes

- The Ichabods won the only meeting in the series on Sept. 10, 1977 37-32 in Moore Bowl.
- It was the first game of the 1977 season.

Last 10 Meetings

for series history, turn to page 62

Date	Site	Score	Date	Site	Score
9.10.77	Topeka	W 37-32			

2003 SCHEDULE

Sept. 6	Washburn	7 p.m.
Sept. 11	at Central Missouri	7 p.m.
Sept. 20	Texas College	7 p.m.
Sept. 27	at Southern Nazarene	6 p.m.
Oct. 4	at Lincoln	1 p.m.
Oct. 11	SW Assemblies of God	1 p.m.
Oct. 18	at Northwestern State	1 p.m.
Nov. 1	at Bacone	1 p.m.
Nov. 8	at Panhandle State	1 p.m.
Nov. 15	Haskell	2 p.m.

2002 RESULTS (2-9)

Aug. 31	at Pittsburg State	L 0-48
Sept. 7	Paul Quinn	L 26-28
Sept. 14	at Central Arkansas	L 0-47
Sept. 21	Southern Nazarene	L 19-24
Sept. 28	at Grambling State	L 30-37
Oct. 5	at Haskell	W 14-0
Oct. 12	Northwestern Oklahoma	L 14-35
Oct. 19	Bacone	L 21-23
Oct. 26	Lincoln	L 13-34
Nov. 2	at Peru State	W 20-13
Nov. 9	Hastings	L 12-35



General Information

Location: Langston, Okla.

Founded: 1897

Enrollment: 2,500

Affiliation: NAIA I

Conference: Central States

Nickname: Lions

Colors: Orange and Navy Blue

President: Dr. E.L. Holloway

Director of Athletics: John W. Montgomery II

Coaching Staff

Head Coach: Harold E. Johnson

Alma Mater: Northern Colorado, 1976

Record at LU: 2-9, 1 season

Overall Record: same

Phone: 405.466.3353

Assistant Coaches:

Shaun Johnson

Dan Davis

Clayton Roles

Anthony Lyons

2002 Record: 2-9

CSFL Record, Finish: 2-2, 3rd

Basic Formation: Multiple • 4-3

Lettermen: Returning-26 • Lost 22

Returning Starters: Offense-4 • Defense-7

Sports Information

Football SID: James Hilliard, Jr.

E-mail: jwhilliard@lunet.edu

Phone: 405.466.3243

Fax: 405.466.3271

Athletic Web Site:

www.lunet.edu/sports/lu_athletics

Ichabod Travel Plans

Leave: Sept. 6 at 10 a.m. with pre-game meal in Wichita, Kan.

Return: Following game

FORT HAYS STATE UNIVERSITY

Game 2 • Sept. 13 at Topeka (Yager Stadium) • 6 p.m.



**Tim
O'Connor**
Head Coach



**Andre
Freeman**
Wide Receiver



Series History - Washburn leads 34-22-3

First meeting WU 7, FHSU 6 in 1919	Last FHSU win 37-29 in 2002
Last meeting FHSU 37, WU 29 in 2002	Largest WU win 46-0 in 1963
Last WU win 17-14 in 1999	Largest FHSU win 35-0 in 1967

Series Notes

- The two teams have traded wins the last seven meetings with the Ichabods winning on Nov. 7, 1987.
- The home team has won seven of the last 10 meetings.
- The win on Sept. 11, 1999 was the Ichabods' home opener.

Last 10 Meetings

for series history, turn to page 62

Date	Site	Score	Date	Site	Score
9.14.02	Hays	L 29-37	11.5.89	Hays	L 14-22
9.11.99	Topeka	W 17-14	11.7.87	Topeka	W 49-12
9.12.98	Hays	L 12-24	10.25.86	Hays	W 40-35
9.13.97	Topeka	W 31-14	10.26.85	Topeka	L 0-30
9.14.96	Hays	L 6-21	10.20.84	Hays	W 26-14

2003 SCHEDULE

Sept. 6	Emporia State	7 p.m.
Sept. 13	at Washburn	6 p.m.
Sept. 20	at Chadron State	2 p.m.
Sept. 27	Adams State	7 p.m.
Oct. 4	Colorado-Mines	2 p.m.
Oct. 11	at Fort Lewis College	2 p.m.
Oct. 18	Oklahoma Panhandle	2 p.m.
Oct. 25	at Mesa State	2 p.m.
Nov. 1	Nebraska-Kearney	2 p.m.
Nov. 8	Western State	1 p.m.
Nov. 15	at New Mexico Highlands	2 p.m.

2002 RESULTS (5-6)

Sept. 5	at Emporia State	L 7-38
Sept. 14	Washburn	W 37-29
Sept. 21	Chadron State	L 23-52
Sept. 28	at Adams State	L 6-30
Oct. 5	at Colorado-Mines	L 27-42
Oct. 12	Fort Lewis College	W 58-27
Oct. 19	at Okla. Panhandle	W 49-32
Oct. 26	Mesa State	W 20-16
Nov. 2	at Nebraska-Kearney	L 29-46
Nov. 9	at Western State	L 7-34
Nov. 16	New Mexico Highlands	W 37-27



General Information

Location: Hays, Kan.
Founded: 1902
Enrollment: 6,000
Affiliation: NCAA II
Conference: Rocky Mountain
Nickname: Tigers
Colors: Black & Gold
President: Dr. Edward H. Hammond
Director of Athletics: Tom Spicer

Coaching Staff

Head Coach: Tim O'Connor
 Alma Mater: Boise State, 1991
 Record at FHSU: 8-14, 2 seasons
 Overall Record: 8-14, 2 seasons
 Phone: 785.628.4399

Assistant Coaches:

Bryan Maring
 Jeff Walker
 Jeremy Hawks
 Mike Norris

2002 Record: 5-6

RMAC Record, Finish: 3-5, 7th

Basic Formations: Pro I • 4-3

Lettermen: Returning-38 • Lost-20

Returning Starters: Offense-9 •
 Defense-6 • Specialty-6

Sports Information

Football SID: Jason McCullough

E-mail: jmccullo@fhsu.edu

Phone: 785.628.5800

Fax: 785.628.4383

Press Box Phone: 785.628.5800
 or 785.628.5316

Athletic Web Site:

www.tigersportszone.com

EMPORIA STATE UNIVERSITY

Game 3 • Sept. 20 at Emporia (Welch Stadium) • 2 p.m.



**Dave
Wiemers**
Head Coach



**Tyler
Paul**
Running Back



Series History - ESU leads 50-43-6

First meeting ESU 11, WU 0 in 1899	Last ESU win 39-18 in 2001
Last meeting WU 34, ESU 21 in 2002	Largest WU win 34-21 in 2002
Last WU win 34-21 in 2002	Largest ESU win 45-6 in 1928

Series Notes

- This season's game will be the 100th in the series.
- It is the third longest Division II series in Division II history behind North Dakota and North Dakota State (110) and South Dakota and South Dakota State (103).
- The teams have played every year since 1899 with the exception of 1943 through 1945 for WWII.

Last 10 Meetings

for series history, turn to page 62


Date	Site	Score	Date	Site	Score
11.2.02	Topeka	W 34-21	10.30.97	Emporia	L 35-64
10.27.01	Emporia	L 19-38	10.5.96	Topeka	L 35-40
11.11.00	Topeka	L 21-35	9.30.95	Emporia	L 24-25
11.20.99	Emporia	L 20-45	11.5.94	Topeka	L 7-43
10.29.98	Topeka	L 27-35	11.6.93	Emporia	L 19-37

2003 SCHEDULE

Sept. 6	at Fort Hays State	7 p.m.
Sept. 13	East Central	7 p.m.
Sept. 20	Washburn	2 p.m.
Sept. 27	Missouri Western	2 p.m.
Oct. 4	at Truman	2 p.m.
Oct. 11	Northwest Missouri	2 p.m.
Oct. 18	at Pittsburg State	2 p.m.
Oct. 25	Southwest Baptist	2 p.m.
Nov. 1	at Missouri-Rolla	1 p.m.
Nov. 8	at Missouri Southern	2 p.m.
Nov. 15	Central Missouri	2 p.m.

2002 RESULTS (9-3)

Sept. 5	Fort Hays State	W 38-7
Sept. 14	at East Central (OK)	W 17-9
Sept. 21	Truman	W 34-17
Sept. 28	at Central Missouri	L 13-41
Oct. 5	at Missouri Western	W 21-14
Oct. 12	Pittsburg State	W 13-3
Oct. 19	at Missouri-Rolla	W 40-7
Oct. 26	Southwest Baptist	W 21-13
Nov. 2	at Washburn	L 21-34
Nov. 9	at Missouri Southern	W 47-16
Nov. 16	Northwest Missouri	L 5-34
Dec. 7	vs Winona State	W OT 34-27



General Information

Location: Emporia, Kan.
Founded: 1863
Enrollment: 6,005
Affiliation: NCAA II
Conference: MIAA
Nickname: Hornets
Colors: Old Gold and Black
President: Dr. Kay Schallenkamp
Director of Athletics: Kent Weiser

Coaching Staff

Head Coach: Dave Wiemers
 Alma Mater: Washburn, 1990
 Record at ESU: 14-9, 2 seasons
 Overall Record: 14-9, 2 seasons
 Phone: 620-341-5504

Assistant Coaches:

Todd Hafner
 Clayt Birminham
 Chet Pobolish
 Jon Wiemers
 Kenny Wilhite
 Larry Wiemers

2002 Record: 9-3

MIAA Record, Finish: 6-3, 3rd

Basic Formations: Multiple • 4-4

Lettermen: Returning-44 • Lost-13

Returning Starters: Offense-10 •
 Defense-5 • Specialty-2

Sports Information

Football SID: Don Weast
E-mail: weastdon@esumail.emporia.edu
Phone: 620.341.5526
Fax: 620.341.5808
Press Box Phone: 620.341.5020
Athletic Web Site:
www.emporia.edu/athletics

Ichabod Travel Plans

Leave: Sept. 20 at 10 a.m.
Return: Following game

TRUMAN STATE UNIVERSITY

Game 4 • Sept. 27 at Topeka (Yager Stadium) • 1 p.m.



**John
Ware**

Head Coach



**Derek
Kent**

Fullback



Series History - TSU leads 16-4

First meeting
TSU 26, WU 13 in 1958
Last meeting
WU 26, TSU 21 in 2002
Last WU win
26-21 in 2002

Last TSU win
27-26 in 2001
Largest WU win
52-13 in 1999
Largest TSU win
39-0 in 1962

Series Notes

- The Bulldogs have two forfeit wins over the Ichabods.
- In 2002, the Ichabods topped Truman 26-21 for Ichabod head coach Craig Schurig's first win.
- In 2001, Truman's Austin Leeper hit a 47-yard field goal with less than a second left for the win.

Last 10 Meetings

for series history, turn to page 62

Date	Site	Score	Date	Site	Score
10.12.02	Kirksville	W 26-21	10.11.97	Topeka	L 7-37
10.6.01	Topeka	L 26-27	9.28.96	Kirksville	L 21-38
11.4.00	Kirksville	L 42-45	9.23.95	Topeka	L 17-41
11.13.99	Topeka	W 52-18	10.15.94	Kirksville	L 31-50
10.10.98	Kirksville	L 28-38	10.16.93	Topeka	L 0-34

2003 SCHEDULE

Sept. 6	Winona State	1:30 p.m.
Sept. 13	at Illinois State	6:30 p.m.
Sept. 20	Pittsburg State	1:30 p.m.
Sept. 27	at Washburn	1 p.m.
Oct. 4	Emporia State	2 p.m.
Oct. 11	at Missouri Southern	2 p.m.
Oct. 18	Missouri Western	2 p.m.
Oct. 25	at Central Missouri	1:30 p.m.
Nov. 1	at Northwest Missouri	1 p.m.
Nov. 8	Missouri-Rolla	1 p.m.
Nov. 15	at Southwest Baptist	2 p.m.

2002 RESULTS (6-5)

Sept. 7	at Drake (Iowa)	W 38-14
Sept. 14	Quincy (Ill.)	W 69-14
Sept. 21	at Emporia State	L 17-34
Sept. 28	at Missouri-Rolla	W 57-28
Sept. 5	Southwest Baptist	W 44-32
Oct. 12	Washburn	L 21-26
Oct. 19	at Missouri Southern	W 28-14
Oct. 26	Northwest Missouri	L 24-31
Nov. 2	Pittsburg State	L 35-49
Nov. 9	at Central Missouri	L 3-17
Nov. 16	Missouri Western	W 27-23

T

General Information

Location: Kirksville, Mo.
Founded: 1867
Enrollment: 6,000
Affiliation: NCAA II
Conference: MIAA
Nickname: Bulldogs
Colors: Purple and White
President: Dr. Barbara Dixon
Director of Athletics: Jerry Wollmering

Coaching Staff

Head Coach: John Ware
Alma Mater: Drake, 1981
Record at TSU: 50-37, 8 years
Overall Record: 50-37, 8 years
Phone: 660.785.4252

Assistant Coaches:

Matt Copeland
Matt Nelson
Jeff Jacques
Erik Krupke

2002 Record: 6-5

MIAA Record, Finish: 4-5, T5th

Basic Formations: Multiple • 4-2

Lettermen: Returning-42 • Lost-14

Returning Starters: Offense-5 •
Defense-8 • Specialty-0

Sports Information

Football SID: Melissa Ware
E-mail: mware@truman.edu
Phone: 660.785.4276
Fax: 660.785.7475
Press Box Phone: 660.785.4276
Athletic Web Site:
gobulldogs.truman.edu

NORTHWEST MISSOURI STATE UNIVERSITY

Game 5 • Oct. 5 at Maryville, Mo. (Rickenbrode Stadium) • 1 p.m.



**Mel
Tjeerdsma**
Head Coach



**Jamaica
Rector**
Wide Receiver



Series History - NWMSU leads 16-5

First meeting NWMSU 27, WU 0 in 1944	Last NWMSU win 48-13 in 2002
Last meeting NWMSU 48, WU 13 in 2002	Largest WU win 48-14 in 1994
Last WU win 48-14 in 1994	Largest NWMSU win 47-0 in 1984

Series Notes

- The last win for the Ichabods in the series was on Oct. 8, 1994 in Topeka.
- The 1994 win was in Bearcats' head coach Mel Tjeerdsma's first season at Northwest.
- The Ichabods have not won in Maryville since Oct. 20, 1990 in a 14-0 win over the Bearcats.

Last 10 Meetings

for series history, turn to page 62

Date	Site	Score	Date	Site	Score
10.5.02	Topeka	L 13-48	10.4.97	Maryville	L 14-17
9.29.01	Maryville	L 17-52	11.9.96	Topeka	L 14-33
10.28.00	Topeka	L 21-63	11.4.95	Maryville	L 21-42
10.30.99	Maryville	L 10-35	10.8.94	Topeka	W 48-14
10.3.98	Topeka	L 31-38	10.9.93	Maryville	L 36-61

2003 SCHEDULE

Sept. 6	at South Dakota State	7 p.m.
Sept. 13	Minn. St.-Mankato	1 p.m.
Sept. 20	Central Missouri	1 p.m.
Sept. 27	at Missouri-Rolla	6:30 p.m.
Oct. 4	Washburn	1 p.m.
Oct. 11	at Emporia State	2 p.m.
Oct. 18	Missouri Southern	1 p.m.
Oct. 25	at Missouri Western	1 p.m.
Nov. 1	Truman State	1 p.m.
Nov. 8	Southwest Baptist	1 p.m.
Nov. 15	vs. Pittsburg State	2 p.m.

2002 RESULTS (12-1)

Sept. 7	Nebraska-Omaha	W 23-10
Sept. 14	at Minn. St.-Mankato	W 42-31
Sept. 21	Missouri-Rolla	W 34-9
Sept. 28	at Southwest Baptist	W 28-7
Oct. 5	at Washburn	W 48-13
Oct. 12	Missouri Southern	W 47-3
Oct. 17	vs Pittsburg State	W 29-7
Oct. 26	at Truman State	W 31-24
Nov. 2	Central Missouri State	W 10-7
Nov. 9	at Missouri Western	W 13-10
Nov. 16	at Emporia State	W 34-5
Nov. 23	Minnesota-Duluth	W 45-41
Nov. 30	Northern Colorado	L 12-23



General Information

Location: Maryville, Mo.
Founded: 1905
Enrollment: 6,500
Affiliation: NCAA II
Conference: MIAA
Nickname: Bearcats
Colors: Forest Green and White
President: Dr. Dean L. Hubbard
Director of Athletics: Dr. Robert Boerighter

Coaching Staff

Head Coach: Mel Tjeerdsma
 Alma Mater: Southern State (South Dakota), 1967
 Record at NWMSU: 88-26, 9 years
 Overall Record: 158-64-4, 19 years
 Phone: 660.562.1311

Assistant Coaches:

Jim Svoboda
 Scott Bostwick
 Bart Tatum
 Jon Gustafson

Will Wagner

2002 Record: 12-1

MIAA Record, Finish: 9-0, 1st

Basic Formations: Multiple • 4-3

Returning Starters: Offense-6 •
 Defense-5 • Specialty-1

Sports Information

Football SID: Andy Seeley
E-mail: nwsid@nwmissouri.edu
Phone: 660.562.1118
Fax: 660.562.1582
Press Box Phone: TBD
Athletic Web Site:
www.northwestbearcats.com

Ichabod Travel Plans


Leave: Oct. 4 at 8 a.m.
Return: Following game

PITTSBURG STATE UNIVERSITY

Game 6 • Oct. 11 at Topeka (Yager Stadium) • 1 p.m.



**Chuck
Broyles**
Head Coach



**Aaron
McConnell**
Defensive Line



Series History - PSU leads 56-18-1

First meeting WU 7, PSU 0 in 1920	Last PSU win 47-14 in 2002
Last meeting PSU 47, WU 14 in 2002	Largest WU win 36-13 in 1953
Last WU win 38-36 in 1980	Largest PSU win 61-0 in 1989

Series Notes

- The Ichabods have lost the last 23 meetings in the series.
- The last Washburn win was on Oct. 4, 1980 when the Ichabods won 38-36 in Topeka.
- The Ichabods have been outscored 910 to 277 during the losing streak.

Last 10 Meetings

for series history, turn to page 62

Date	Site	Score	Date	Site	Score
9.21.02	Topeka	L 14-47	11.15.97	Topeka	L 11-40
9.15.01	Pittsburg	L 21-51	11.2.96	Pittsburg	L 14-43
10.21.00	Pittsburg	L 31-28	10.28.95	Topeka	L 7-31
10.23.99	Topeka	L 8-27	10.1.94	Pittsburg	L 13-62
11.14.98	Pittsburg	L 12-72	10.2.93	Topeka	L 18-55

2003 SCHEDULE

Sept. 6	Lincoln	7 p.m.
Sept. 13	St. Cloud State	7 p.m.
Sept. 20	at Truman State	1:30 p.m.
Sept. 27	at Southwest Baptist	2 p.m.
Oct. 4	Missouri-Rolla	2 p.m.
Oct. 11	at Washburn	1 p.m.
Oct. 18	Emporia State	2 p.m.
Oct. 25	at Missouri Southern	6 p.m.
Nov. 1	Missouri Western	2 p.m.
Nov. 8	at Central Missouri	1:30 p.m.
Nov. 15	vs. Northwest Missouri	2 p.m.

2002 RESULTS (8-3)

Aug. 31	Langston (Okla.)	W 48-0
Sept. 14	Bacone (Okla.)	W 63-3
Sept. 21	at Washburn	W 47-14
Sept. 28	Missouri Western	W 25-21
Oct. 5	Missouri Southern	W 50-12
Oct. 12	at Emporia State	L 3-13
Oct. 17	vs Northwest Missouri	L 7-29
Oct. 26	at Missouri-Rolla	W 48-14
Nov. 2	Truman	W 49-35
Nov. 9	at Southwest Baptist	W 48-13
Nov. 16	at Central Missouri	LOT 20-23



General Information

Location: Pittsburg, Kan.

Founded: 1903

Enrollment: 6,751

Affiliation: NCAA II

Conference: MIAA

Nickname: Gorillas

Colors: Crimson and Gold

President: Dr. Tom Bryant

Director of Athletics: Chuck Broyles

Coaching Staff

Head Coach: Chuck Broyles

Alma Mater: Pittsburg State, 1970

Record at PSU: 131-26-2, 13 years

Overall Record: 131-26-2, 13 years

Phone: 620.235.4389

Assistant Coaches:

Tim Beck

Anton Stewart

Lance Cullen

Bill Kroenke

John Pierce

Carl Roth

2002 Record: 8-3

MIAA Record, Finish: 6-3, T3rd

Basic Formations: Double

Tight/Split Back/Veer • 4-4

Lettermen: Returning-38 • Lost-11

Returning Starters: Offense-8 •
Defense-6 • Specialty-0

Sports Information

Football SID: Dan Wilkes

E-mail: dwilkes@pittstate.edu

Phone: 620.235.4147

Fax: 620.235.4149

Press Box Phone: 620.235.4869

Athletic Web Site:

www.pittstate.edu/athletics

SOUTHWEST BAPTIST UNIVERSITY

Game 7 • Oct. 18 at Bolivar, Mo. (Plaster Stadium) • 2 p.m.



**Ray
Richards**
Head Coach



**Marc
Green**
Wide Receiver



Series History - Washburn leads 9-5

First meeting	Last SBU win
SBU 34, WU 19 in 1989	26-20 in 2002
Last meeting	Largest WU win
SBU 26, WU 20 in 2002	58-21 in 2000
Last WU win	Largest SBU win
58-21 in 2000	48-20 in 2001

Series Notes

- The Ichabods have won six of the last nine meetings.
- The Ichabods are 4-3 in games in Bolivar.
- The longest winning streak by either team in the series was four games by the Ichabods from 1993 to 1997.
- Washburn's two-game slide is the longest in the series.

Last 10 Meetings

for series history, turn to page 62

Date	Site	Score	Date	Site	Score
11.16.02	Bolivar	L 20-26	9.20.97	Bolivar	W 25-7
11.10.01	Topeka	L 20-48	10.26.96	Topeka	W 24-20
10.14.00	Topeka	W 58-21	10.21.95	Bolivar	W 37-20
10.14.99	Bolivar	W 36-0	11.12.94	Topeka	W 31-14
9.19.98	Topeka	L OT 20-26	11.13.93	Bolivar	L 20-25

2003 SCHEDULE

Sept. 6	at Kentucky Wesleyan	1:30 p.m.
Sept. 13	Central Oklahoma	6 p.m.
Sept. 20	at Missouri Western	1 p.m.
Sept. 27	Pittsburg State	2 p.m.
Oct. 4	Central Missouri State	2 p.m.
Oct. 11	at Missouri-Rolla	1 p.m.
Oct. 18	Washburn	2 p.m.
Oct. 25	at Emporia State	2 p.m.
Nov. 1	at Missouri Southern	2 p.m.
Nov. 8	at Northwest Missouri	1 p.m.
Nov. 15	Truman	2 p.m.

2002 RESULTS (3-8)

Aug. 29	Tennessee-Martin	L 18-19
Sept. 7	Kentucky Wesleyan	W 35-7
Sept. 21	at Missouri Southern	L 25-40
Sept. 28	Northwest Missouri	L 7-28
Oct. 5	at Truman	L 32-44
Oct. 12	Central Missouri	L 6-35
Oct. 19	at Missouri Western	L 0-28
Oct. 26	at Emporia State	L 13-21
Nov. 2	Missouri-Rolla	W 17-7
Nov. 9	at Pittsburg State	L 13-48
Nov. 16	Washburn	W 26-20



General Information

Location: Bolivar, Mo.

Founded: 1878

Enrollment: 3,000

Affiliation: NCAA II

Conference: MIAA

Nickname: Bearcats

Colors: Purple and White

President: Dr. C. Pat Taylor

Director of Athletics: Jim Middleton

Coaching Staff

Head Coach: Ray Richards

Alma Mater: Northern Michigan, 1981

Record at SBU: 9-13, 2 seasons

Overall Record: same

Phone: 417.328.1787

Assistant Coaches:

Tony Hatmaker

Johathan Polson

Rick Scholten

Jeff Fitzgerald

Nick Heggeman

Joe Alford

Rashaad West

2002 Record: 3-8

MIAA Record, Finish: 2-7, 9th

Basic Formations: Multiple I • 4-3

Lettermen: Returning-45 • Lost-10

Returning Starters: Offense-6 •
Defense-9 • Specialty-0

Sports Information

Football SID: Joey Roberts

E-mail: jrrobert@sbuniv.edu

Phone: 417.328.1799

Fax: 417.328.1745

Press Box Phone: 417.328.1778

Athletic Web Site:

falcon.sbuniv.edu/athletics

Ichabod Travel Plans

Leave: Oct. 17 at 2 p.m. for
Springfield

Hotel: Clarion Hotel

Hotel Address: 3333 South
Glendstone, Springfield, Mo. 65804

Hotel Phone: 417.883.6550

Return: Oct. 18 following game

UNIVERSITY OF MISSOURI-ROLLA

Game 8 • Oct. 25 at Topeka (Yager Stadium) • 1 p.m. • Homecoming



**Kirby
Cannon**
Head Coach



**Clint
Moss**
Wide Receiver



Series History - Washburn leads 9-5

First meeting
UMR 20, WU 7 in 1989
Last meeting
WU 49, UMR 0 in 2002
Last WU win
49-0 in 2002

Last UMR win
19-0 in 1994
Largest WU win
49-0 in 2002
Largest UMR win
38-14 in 1993

Series Notes

- The Ichabods have won the last eight meetings.
- The Miners' last win in the series was Sept. 18, 1993.
- The Ichabods have won 11 of their last 14 homecoming games played at home and on the road winning last season at Truman and falling at home to Missouri Western.

Last 10 Meetings

for series history, turn to page 62

Date	Site	Score	Date	Site	Score
11.9.02	Rolla	W 49-0	9.27.97	Topeka	W 27-13
11.3.01	Topeka	W 42-14	10.19.96	Rolla	W 45-0
10.7.00	Rolla	W 34-14	10.14.95	Topeka	W 21-10
10.9.99	Topeka	W 53-18	9.17.94	Rolla	L 0-19
9.26.98	Rolla	W 24-7	9.18.93	Topeka	L 14-38

2003 SCHEDULE

Sept. 6	Colorado Mines	1 p.m.
Sept. 13	at Drake	1 p.m.
Sept. 20	at Missouri Southern	6 p.m.
Sept. 27	Northwest Missouri	6:30 p.m.
Oct. 4	at Pittsburg State	2 p.m.
Oct. 11	Southwest Baptist	1 p.m.
Oct. 18	at Central Missouri	1:30 p.m.
Oct. 25	at Washburn	1 p.m.
Nov. 1	Emporia State	2 p.m.
Nov. 8	at Truman	1 p.m.
Nov. 15	Missouri Western	1 p.m.

2002 RESULTS (0-11)

Aug. 31	at Harding	L 15-23
Sept. 14	Drake	L 25-28
Sept. 21	at Northwest Missouri	L 9-34
Sept. 28	Truman	L 28-57
Oct. 3	at Central Missouri	L 14-55
Oct. 12	Missouri Western	L 9-29
Oct. 19	Emporia State	L 7-40
Oct. 26	at Pittsburg State	L 14-48
Nov. 2	at Southwest Baptist	L 7-17
Nov. 9	Washburn	L 0-49
Nov. 16	Missouri Southern	L 25-49



General Information

Location: Rolla, Mo.
Founded: 1870
Enrollment: 5,304
Affiliation: NCAA II
Conference: MIAA
Nickname: Miners
Colors: Silver and Gold
Chancellor: Dr. Gary Thomas
Director of Athletics: Mark Mullin

Coaching Staff

Head Coach: Kirby Cannon
Alma Mater: Southwest Missouri State, 1981
Record at UMR: 4-40, years
Overall Record: 4-40, years
Phone: 573.341.4957

Assistant Coaches:

Shawn Corbett
Marc Kolb
Joe Pfankuch
Travis Boulware

2002 Record: 0-11

MIAA Record, Finish: 0-9, 10th

Basic Formations: Multiple • 4-3

Lettermen: Returning-40 • Lost-13

Returning Starters: Offense-10 •
Defense-7 • Specialty-1

Sports Information

Football SID: John Kean

E-mail: jkean@umr.edu

Phone: 573.341.4140

Fax: 573.341.4880

Press Box Phone: 573.341.4057

Athletic Web Site:

campus.umr.edu/sports

CENTRAL MISSOURI STATE UNIVERSITY

Game 9 • Nov. 1 at Topeka (Yager Stadium) • 1 p.m.



**Willie
Fritz**

Head Coach



**Rodrick
Green**

Defensive End



Series History - CMSU leads 17-15-2

First meeting WU 6, CMSU 0 in 1902	Last CMSU win 55-21 in 2002
Last meeting CMSU 55, WU 21 in 2002	Largest WU win 34-0 in 1963
Last WU win 23-7 in 1996	Largest CMSU win 37-0 in 1998

Series Notes

- The Ichabods have lost the last six meetings in the series last winning on Oct. 12, 1996 in Topeka.
- The six-game winning streak is the longest by either team in the series.
- The Ichabods are 5-7-1 against Central Missouri at home since 1961.

Last 10 Meetings

for series history, turn to page 62

Date	Site	Score	Date	Site	Score
10.19.02	Warrensburg	L 21-55	11.8.97	Warrensburg	L 14-20
10.11.01	Topeka	L 34-58	10.12.96	Topeka	W 23-7
9.30.00	Warrensburg	L 17-28	10.7.95	Warrensburg	W 37-21
9.30.99	Topeka	L 18-32	9.24.94	Topeka	L 10-43
11.7.98	Topeka	L 0-37	9.25.93	Warrensburg	L 19-41

2003 SCHEDULE

Aug. 28	Lincoln 7 p.m.
Sept. 11	Langston (Okla.) 7 p.m.
Sept. 20	at Northwest Missouri	... 1 p.m.
Sept. 27	Missouri Southern 1:30 p.m.
Oct. 4	at Southwest Baptist 2 p.m.
Oct. 11	at Missouri Western 1 p.m.
Oct. 18	Missouri-Rolla 1:30 p.m.
Oct. 25	Truman State 1 p.m.
Nov. 1	at Washburn 1 p.m.
Nov. 8	Pittsburg State 1 p.m.
Nov. 15	at Emporia State 2 p.m.

2002 RESULTS (10-2)

Aug. 31	at Lincoln W 63-7
Sept. 14	Sterling (Kan.) W 72-12
Sept. 21	at Missouri Western	... W 21-14
Sept. 28	Emporia State W 41-13
Oct. 5	Missouri-Rolla W 55-14
Oct. 12	at Southwest Baptist	... W 35-6
Oct. 19	Washburn W 55-21
Oct. 27	Missouri Southern W 42-21
Nov. 2	at Northwest Missouri	... L 7-10
Nov. 9	Truman W 17-3
Nov. 16	at Pittsburg State	... WOT 23-20
Nov. 23	at Northern Colorado	... L 28-49



General Information

Location: Warrensburg, Mo.

Founded: 1871

Enrollment: 11,000

Affiliation: NCAA II

Conference: MIAA

Nickname: Mules

Colors: Cardinal and Black

President: Dr. Bobby Patton

Director of Athletics: Jerry Hughes

Coaching Staff

Head Coach: Willie Fritz

Alma Mater: Pittsburg State, 1983

Record at CMSU: 47-21, 6 years

Overall Record: Same

Phone: 660.543.4252

Assistant Coaches:

Scott Grinde

Chris Klenakis

Chuck Clemens

Scott Baumgartner

Charlie Lee

Bill Brechue

Andy Ball

Dave Brown

Andy Sims

2002 Record: 10-2

MIAA Record, Finish: 8-1, 2nd

Basic Formations: Multiple • 4-3

Lettermen: Returning-25 • Lost-31

Returning Starters: Offense-3 •
Defense-3 • Specialty-3

Sports Information

Football SID: Joe Moore

E-mail: jhmoore@cmsu1.cmsu.edu

Phone: 660.543.4312

Fax: 660.543.8034

Press Box Phone: 660.543.4312

Athletic Web site:


www.cmsu.edu/athletic

MISSOURI WESTERN STATE COLLEGE

Game 10 • Nov. 8 at St. Joseph, Mo. (Spratt Stadium) • 1 p.m.



**Jerry
Partridge**
Head Coach



**Eric
McDowell**
Defensive End



Series History - MWSC leads 17-12-2

First meeting WU 58, MWSC 3 in 1972	Last MWSC win 34-21 (OT) in 2002
Last meeting MWSC 34, WU 28 (OT) in 2002	Largest WU win 58-3 in 1972
Last WU win 35-27 in 1998	Largest MWSC win 52-0 in 1981

Series Notes

- Last season the Ichabods fell in double overtime to the Griffons on homecoming.
- The Ichabods last win in St. Joseph was on Nov. 10, 1990 in a 21-10 victory.
- The Ichabods' longest winning streak was from 1986 to 1990 when they won five straight.

Last 10 Meetings

for series history, turn to page 62

Date	Site	Score	Date	Site	Score
10.26.02	Topeka	L(2OT) 28-34	10.18.97	St. Joseph	L 12-13
10.20.01	St. Joseph	L 6-27	9.21.96	Topeka	W 21-7
9.23.00	Topeka	L 13-23	9.16.95	St. Joseph	L 6-17
9.25.99	St. Joseph	L 10-35	10.22.94	Topeka	L 28-60
10.17.98	Topeka	W 35-27	10.23.93	St. Joseph	L 21-36

2003 SCHEDULE

Aug. 30	at Winona State.	6 p.m.
Sept. 6	at Benedictine.	2 p.m.
Sept. 20	Southwest Baptist.	1 p.m.
Sept. 27	at Emporia State.	2 p.m.
Oct. 4	Missouri Southern.	1 p.m.
Oct. 11	Central Missouri.	1 p.m.
Oct. 18	at Truman State.	2 p.m.
Oct. 25	Northwest Missouri.	1 p.m.
Nov. 1	at Pittsburg State.	2 p.m.
Nov. 8	Washburn.	1 p.m.
Nov. 15	at Missouri-Rolla.	1 p.m.

2002 RESULTS (6-5)

Aug. 29	Winona State.	WOT 31-30
Sept. 7	at South Dakota.	W 10-3
Sept. 21	Central Missouri.	L 14-21
Sept. 28	at Pittsburg State.	L 21-25
Oct. 5	Emporia State.	L 14-21
Oct. 12	at Missouri-Rolla.	W 29-9
Oct. 19	Southwest Baptist.	W 28-0
Oct. 26	at Washburn. . .	W2OT 34-28
Nov. 2	at Missouri Southern. . .	W 28-7
Nov. 9	Northwest Missouri.	L 10-13
Nov. 16	at Truman.	L 23-27



General Information

Location: St. Joseph, Mo.
Founded: 1969
Enrollment: 5,158
Affiliation: NCAA II
Conference: MIAA
Nickname: Griffons
Colors: Black and Gold
President: Dr. James Scanlon
Director of Athletics: Mark Linder

Coaching Staff

Head Coach: Jerry Partridge
 Alma Mater: Missouri Western, 1985
 Record at MWSC: 39-28, 6 years
 Overall Record: 39-28, 6 years
 Phone: 816.271.5944

Assistant Coaches:

Jay Bubak
 Les Boyum
 Doug Smith
 Matt Williamson

2002 Record: 6-5

MIAA Record, Finish: 4-5, T5th

Basic Formations: Multiple • 4-3

Lettermen: Returning-39 • Lost-11

Returning Starters: Offense-8 •
 Defense-9 • Specialty-1

Sports Information

Football SID: Brett King
E-mail: king@mwsc.edu
Phone: 816.271.4257
Fax: 816.271.4544
Press Box Phone: 816.271.4257
Athletic Web site:
www.gogriffons.com

Ichabod Travel Plans


Leave: Nov. 8 at 8:30 a.m.
Return: Following game

MISSOURI SOUTHERN STATE COLLEGE

Game 11 • Oct. 15 at Topeka (Yager Stadium) • 1 p.m. • Senior Day



**Bill
Cooke**
Head Coach



**Ryan
Burpo**
Free Safety



Series History - MSSC leads 20-12-1

First meeting	Last MSSC win
WU 21, MSSC 21 in 1970	52-28 in 2002
Last meeting	Largest WU win
MSSC 52, WU 28 in 2002	25-7 in 1986
Last WU win	Largest MSSC win
29-28 in 2001	44-14 in 1992

Series Notes

- The Ichabods have won four of the last seven meetings.
- Missouri Southern's 52-28 win last season was the largest win in the series since the Lions won 38-16 in Joplin on Oct. 29, 1994.
- The Lions are 10-6 in games in Topeka.

Last 10 Meetings

for series history, turn to page 62

Date	Site	Score	Date	Site	Score
9.28.02	Joplin	L 28-52	10.23.97	Topeka	L 14-17
9.22.01	Topeka	W 29-28	11.16.96	Joplin	L 31-32
9.16.00	Joplin	W 24-22	11.11.95	Topeka	L 0-25
9.18.99	Topeka	W 35-28	10.29.94	Joplin	L 16-38
10.24.98	Joplin	W 49-37	10.30.93	Topeka	L 21-36

2003 SCHEDULE

Aug. 28	at Bacone.....	7 p.m.
Sept. 13	Northeastern State.....	6 p.m.
Sept. 20	Missouri-Rolla.....	6 p.m.
Sept. 27	at Central Missouri....	1:30 p.m.
Oct. 4	at Missouri Western.....	1 p.m.
Oct. 11	Truman State.....	2 p.m.
Oct. 18	at Northwest Missouri....	1 p.m.
Oct. 25	Pittsburg State.....	6 p.m.
Nov. 1	Southwest Baptist.....	2 p.m.
Nov. 8	Emporia State.....	2 p.m.
Nov. 15	at Washburn.....	1 p.m.

2002 RESULTS (5-6)

Sept. 7	Greenville (Ill.).....	W 63-0
Sept. 14	at Northeastern State...	W 38-7
Sept. 21	Southwest Baptist....	W 40-25
Sept. 28	Washburn.....	W 52-28
Oct. 5	at Pittsburg State.....	L 12-50
Oct. 12	at Northwest Missouri...	L 3-47
Oct. 19	Truman.....	L 14-28
Oct. 26	at Central Missouri....	L 21-42
Nov. 2	Missouri Western.....	L 7-28
Nov. 9	Emporia State.....	L 16-47
Nov. 16	at Missouri-Rolla.....	W 49-25



General Information

Location: Joplin, Mo.
Founded: 1937
Enrollment: 5,740
Affiliation: NCAA II
Conference: MIAA
Nickname: Lions
Colors: Green and Gold
President: Dr. Julio S. Leon
Director of Athletics: Sallie Beard

Coaching Staff

Head Coach: Bill Cooke

Alma Mater: Fort Lewis (Colo.), 1973

Record at MSSC: 14-28, 4 years

Overall Record: 34-44-1, 8 years

Phone: 417.625.9358

Assistant Coaches:

Rob Green

Mark Smith

Andy Schneider

Bob Ray

2002 Record: 5-6

MIAA Record, Finish: 3-6, T7th

Basic Formations: I-Formation • 4-3

Lettermen: Returning-41 • Lost-12

Returning Starters: Offense-8 • Defense-8 • Specialty-2

Sports Information

Football SID: J.R. Belew

E-mail: belew-j@mssc.edu

Phone: 417.625.9359

Fax: 417.625.9397

Press Box Phone: 417.437.4513

Athletics Web site:

www.mssc.edu/athletics

2003 Opponent Composite Football Schedule

	Aug. 30	Sept. 6	Sept. 13	Sept. 20	Sept. 27	Oct. 4	Oct. 11	Oct. 18	Oct. 25	Nov. 1	Nov. 8	Nov. 15
LU		Washburn 7 p.m.	Sept. 11 at Central Mo. 7 p.m.	Texas College 7 p.m.	at Southern Nazarene 6 p.m.	at Lincoln 1 p.m.	SW Assemblies of God 1 p.m.	at Northwestern State 1 p.m.		at Bacone 1 p.m.	at Panhandle State 1 p.m.	Haskell 2 p.m.
FHSU		Emporia State 7 p.m.	at Washburn 6 p.m.	at Chadron State 2 p.m.	Adams State 7 p.m.	Colorado Mines 2 p.m.	at Fort Lewis 2 p.m.	Oklahoma Panhandle 2 p.m.	at Mesa State 2 p.m.	Nebraska- Kearney 2 p.m.	Western State 1 p.m.	at N.M. Highlands 2 p.m.
ESU		at Fort Hays State 7 p.m.	East Central 7 p.m.	Washburn 2 p.m.	Missouri Western 2 p.m.	at Truman 2 p.m.	Northwest Missouri 2 p.m.	at Pittsburg State 2 p.m.	Southwest Baptist 2 p.m.	at Missouri- Rolla 2 p.m.	at Missouri Southern 2 p.m.	Central Missouri 2 p.m.
TSU		Winona State 1:30 p.m.	at Illinois State 6:30 p.m.	Pittsburg State 1:30 p.m.	at Washburn 1 p.m.	Emporia State 2 p.m.	at Missouri Southern 2 p.m.	Missouri Western 2 p.m.	at Central Missouri 1:30 p.m.	at Northwest Missouri 1 p.m.	Missouri- Rolla 1 p.m.	at Southwest Baptist 2 p.m.
NWMSU		at South Dakota State 7 p.m.	Minn. State Mankato 1 p.m.	Central Missouri 1 p.m.	at Missouri- Rolla 6:30 p.m.	Washburn 1 p.m.	at Emporia State 2 p.m.	Missouri Southern 1 p.m.	at Missouri Western 1 p.m.	Truman 1 p.m.	Southwest Baptist 1 p.m.	vs Pittsburg State 2 p.m.
PSU		Lincoln 7 p.m.	St. Cloud State 7 p.m.	at Truman 1:30 p.m.	at Southwest Baptist 2 p.m.	Missouri- Rolla 2 p.m.	at Washburn 1 p.m.	Emporia State 2 p.m.	at Missouri Southern 6 p.m.	Missouri Western 2 p.m.	at Central Missouri 1:30 p.m.	vs Northwest Missouri 2 p.m.
SBU		at Kentucky Wesleyan 1:30 p.m.	Central Oklahoma 6 p.m.	at Missouri Western 1 p.m.	Pittsburg State 2 p.m.	Central Missouri 2 p.m.	at Missouri- Rolla 1 p.m.	Washburn 2 p.m.	at Emporia State 2 p.m.	at Missouri Southern 2 p.m.	at Northwest Missouri 1 p.m.	Truman 2 p.m.
UMR		Colorado Mines 1 p.m.	at Drake 1 p.m.	at Missouri Southern 6 p.m.	Northwest Missouri 6:30 p.m.	at Pittsburg State 2 p.m.	Southwest Baptist 1 p.m.	at Central Missouri 1:30	at Washburn 1 p.m.	Emporia State 2 p.m.	at Truman 1 p.m.	Missouri Western 1 p.m.
CMSU	Aug. 28 Lincoln 7 p.m.		Sept. 11 Langston 7 p.m.	at Northwest Missouri 1 p.m.	Missouri Southern 1:30 p.m.	at Southwest Baptist 2 p.m.	at Missouri Western 1 p.m.	Missouri- Rolla 1:30 p.m.	Truman 1:30 p.m.	at Washburn 1 p.m.	Pittsburg State 1:30 p.m.	at Emporia State 2 p.m.
MWSC	at Winona State 6 p.m.	at Benedictine 2 p.m.		Southwest Baptist 1 p.m.	at Emporia State 2 p.m.	Missouri Southern 1 p.m.	Central Missouri 1 p.m.	at Truman 2 p.m.	Northwest Missouri 1 p.m.	at Pittsburg State 2 p.m.	Washburn 1 p.m.	at Missouri- Rolla 1 p.m.
MSSC	Aug. 28 at Bacone 7 p.m.		Northeastern State 6 p.m.	Missouri- Rolla 6 p.m.	at Central Missouri 1:30 p.m.	at Missouri Western 1 p.m.	Truman 2 p.m.	at Northwest Missouri 1 p.m.	Pittsburg State 6 p.m.	Southwest Baptist 2 p.m.	Emporia State 2 p.m.	at Washburn 1 p.m.

2003 MIAA Composite Football Schedule

Thursday, August 28

MSSC @ Bacone (Okla.) 7 p.m.
Lincoln (Mo.) @ CMSU 7 p.m.

Saturday, August 30

MWSC @ Winona (Minn.) St. . . 6 p.m.

Saturday, September 6

WU vs. Langston (Okla.) @ Guthrie,
Okla. 7 p.m.
Colorado Mines @ UMR 1 p.m.
SBU @ Kentucky Wesleyan . 1:30 p.m.
Winona (Minn.) St. @ TSU . 1:30 p.m.
MWSC @ Benedictine (Kan.) . . 2 p.m.
ESU @ Fort Hays (Kan.) St. . . 7 p.m.
Lincoln (Mo.) @ PSU 7 p.m.
NWMSU @ South Dakota St. . 7 p.m.

Thursday, September 11

Langston (Okla.) @ CMSU . . . 7 p.m.

Saturday, September 13

Minn.St. -Mankato @ NWMSU 1 p.m.
UMR @ Drake (Iowa) 1 p.m.
Central Oklahoma @ SBU . . . 6 p.m.
Fort Hays (Kan.) St. @ WU . . 6 p.m.
NE'stern (Okla.) St. @ MSSC . 6 p.m.
TSU @ Illinois St. 7 p.m.
East Central (Okla.) @ ESU . . 7 p.m.
St. Cloud (Minn.) St. @ PSU . . 7 p.m.

Saturday, September 20

*CMSU @ NWMSU 1 p.m.
*SBU @ MWSC 1 p.m.
*PSU @ TSU 1:30 p.m.
*WU @ ESU 2 p.m.
*UMR @ MSSC 6 p.m.

Saturday, September 27

*TSU @ WU 1 p.m.
*MSSC @ CMSU 1:30 p.m.
*MWSC @ ESU 2 p.m.
*PSU @ SBU 2 p.m.
*NWMSU @ UMR 6:30 p.m.

Saturday, October 4

*MSSC @ MWSC 1 p.m.
*WU @ NWMSU 1 p.m.
*CMSU @ SBU 2 p.m.
*ESU @ TSU 2 p.m.
*UMR @ PSU 2 p.m.

Saturday, October 11

*CMSU @ MWSC 1 p.m.
*PSU @ WU 1 p.m.
*SBU @ UMR 1 p.m.
*NWMSU @ ESU 2 p.m.
*TSU @ MSSC 2 p.m.

Saturday, October 18

*MSSC @ NWMSU 1 p.m.
*UMR @ CMSU 1:30 p.m.
*ESU @ PSU 2 p.m.
*MWSC @ TSU 2 p.m.
*WU @ SBU 2 p.m.

Saturday, October 25

*NWMSU @ MWSC 1 p.m.
*UMR @ WU 1 p.m.
*TSU @ CMSU 1:30 p.m.
*SBU @ ESU 2 p.m.
*PSU @ MSSC 6 p.m.

Saturday, November 1

*CMSU @ WU 1 p.m.
*TSU @ NWMSU 1 p.m.
*ESU @ UMR 2 p.m.
*MWSC @ PSU 2 p.m.
*SBU @ MSSC 2 p.m.

Saturday, November 8

*SBU @ NWMSU 1 p.m.
*UMR @ TSU 1 p.m.
*WU @ MWSC 1 p.m.
*PSU @ CMSU 1:30 p.m.
*ESU @ MSSC 2 p.m.

Saturday, November 15

*MSSC @ WU 1 p.m.
*MWSC @ UMR 1 p.m.
*CMSU @ ESU 2 p.m.
*NWMSU vs. PSU @ Arrowhead
Stadium, Kansas City, Mo. . . 2 p.m.
*TSU @ SBU 2 p.m.

Saturday, November 22

NCAA Division II Playoffs
First Round @ campus sites

Saturday, November 29

NCAA Division II Playoffs
Quarterfinals @ campus sites

Saturday, December 5

NCAA Division II Playoffs
Semifinals @ campus sites
Mineral Water Bowl
MIAA vs. NSIC @ Excelsior Springs,
Mo. 1 p.m.

Saturday, December 12

NCAA Division II Championship
Game @ Florence, Ala.

*=MIAA Game. All times are Central
Daylight/Standard. Dates and times
are subject to change.

2003 OPPONENTS SERIES RESULTS

Langston (1-0)

9.10.1977 W 37-32 H

Fort Hays State (34-22-3)

1919 W 7-6
1928 L 6-2
1929 W 27-0
1930 W 31-7
1931 W 27-7
1932 W 12-0
1933 T 0-0
1934 L 23-12
1935 L 12-6
1941 W 21-0
1942 W 21-13
1946 T 20-20
1947 W 47-14
1948 T 6-6
1949 W 35-13
1950 W 7-0
1951 W 34-6
1952 W 20-14
1953 L 7-6
1954 L 27-6
1955 W 27-7
1956 W 32-19
1957 L 19-16
1958 W 19-6
1959 W 19-12
1960 W 33-7
11.11.1961 L 14-7 H
11.10.1962 L 33-14 A
11.9.1963 W 46-0 H
10.17.1964 W 14-7 A
10.16.1965 L 25-0 H
10.15.1966 L 7-0 A
10.14.1967 L 35-0 H
10.12.1968 W 9-6 A
10.11.1969 W 27-6 H
10.10.1970 L 27-8 A
10.9.1971 W 34-10 H
10.14.1972 W 31-29 A
10.13.1973 W 19-14 H
10.26.1974 W 14-7 A
10.25.1975 W 27-8 H
10.30.1976 W 23-19 H
11.12.1977 W 30-22 H
11.11.1978 L 17-10 A
10.20.1979 L 20-6 H
10.18.1980 L 28-17 A
10.31.1981 L 7-0 H
10.30.1982 L 34-7 H
10.22.1983 W 24-3 H
10.20.1984 W 26-14 A
10.26.1985 L 30-0 H
10.25.1986 W 40-35 A
11.7.1987 W 49-12 H
11.5.1988 L 22-14 A
9.14.1996 L 21-6 A
9.13.1997 W 31-14 H
9.12.1998 L 24-12 A
9.11.1999 W 17-14 H
9.14.2002 L 37-29 A

Emporia State (43-50-6)

1899 L 11-0
1901 W 6-0
1902 W 6-0
1903 T 0-0
1904 W 21-0
1905 W 29-6
1906 W 6-0

1907 W 18-0
1908 W 6-0
1909 W 24-6
1910 L 14-12
1911 W 8-0
1912 L 7-6
1913 W 41-7
1914 L 19-0
1915 T 7-7
1916 L 23-7
1917 T 0-0
1918 W 22-3
1919 W 20-6
1920 T 7-7
1921 W 10-7+
1922 L 34-0
1923 T 7-7
1924 L 18-0
1925 L 6-0
1926 L 35-0
1927 L 20-7
1928 L 45-6
1929 W 6-2
1930 W 13-6
1931 W 20-7
1932 T 0-0
1933 L 7-6
1934 L 14-6
1935 W 12-7
1936 L 14-7
1937 L 12-6
1938 W 19-6
1939 W 12-0
1940 L 38-7
1941 L 20-12
1942 L 12-0
1946 W 20-12
1947 L 12-6
1948 L 7-0
1949 L 19-14
1950 L 27-19
1951 W 14-13
1952 L 7-6
1953 W 21-0
1954 W 14-6
1955 W 26-6
1956 W 34-6
1957 W 25-0
1958 L 27-6
1959 L 24-13
1960 L 7-6
10.13.1961 L 26-10 H
10.12.1962 W 7-6 A
10.12.1963 W 32-6 A
11.14.1964 W 19-6 H
11.13.1965 W 21-0 A
9.10.1966 L 14-0 A
11.12.1966 L 12-6 H
11.11.1967 L 34-7 A
11.9.1968 L 47-19 H
11.8.1969 L 28-14 A
11.7.1970 W 34-21 A
11.6.1971 L 3-0 H
11.11.1972 L 41-7 A
11.10.1973 W 20-10 A
10.5.1974 W 36-15 A
10.4.1975 W 42-13 H
10.9.1976 W 21-0 A
10.1.1977 W 40-12 H
9.30.1978 W 17-7 A
9.29.1979 L 17-11 H
9.27.1980 L 45-7 A
10.10.1981 W 17-10 H
10.9.1982 L 20-13 H
10.1.1983 W 41-7 H
9.29.1984 L 14-0 A

10.5.1985 W 25-18 H
10.4.1986 L 22-16 A
11.14.1987 W 28-21* A
11.12.1988 W 59-46 H
10.12.1991 L 49-18 A
10.10.1992 L 25-18 H
11.6.1993 L 37-19 A
11.5.1994 L 43-7 H
9.30.1995 L 25-24 A
10.5.1996 L 40-35 H
10.30.1997 L 64-35 A
10.29.1998 L 35-27 H
11.13.1999 L 45-20 A
11.11.2000 L 35-21 H
10.27.2001 L 19-38 A
11.2.2002 W 34-21 H

+ESU records reflect different score
*Later forfeited by WU

Truman State (4-16)

1958 L 26-13
1959 L 6-0
1960 L 39-12
9.22.1961 L 27-9 H
9.22.1962 L 39-0 A
9.21.1963 W 7-6* H
9.16.1989 W 21-3* H
9.15.1990 L 44-17 H
9.21.1991 L 14-7 H
9.19.1992 L 42-8 A
10.16.1993 L 34-0 H
10.15.1994 L 50-31 A
9.23.1995 L 41-17 H
9.28.1996 L 38-21 A
10.11.1997 L 37-7 H
10.10.1998 L 38-28 A
11.6.1999 W 52-18 H
11.4.2000 L 45-42 A
10.6.2001 L 26-27 H
10.12.2002 W 26-21 A

*Later forfeited by WU

Northwest Missouri (5-16)

1944 L 27-0
1944 L 28-0
9.8.1984 L 47-0 A
9.7.1985 W 38-24 H
9.13.1986 W 38-24 H
9.12.1987 L 29-27 A
9.10.1988 W 33-12 H
10.21.1989 L 34-21 H
10.20.1990 W 14-0 A
9.28.1991 L 29-3 A
9.26.1992 L 22-21 H
10.9.1993 L 61-36 A
10.8.1994 W 48-14 H
11.4.1995 L 42-21 A
11.9.1996 L 33-14 H
10.4.1997 L 17-14 A
10.3.1998 L 38-31 H
10.30.1999 L 35-10 A
10.28.2000 L 63-21 H
9.29.2001 L 17-52 A
10.5.2002 L 48-13 H

Pittsburg State (18-56-1)

1920 W 7-0*
1921 L 21-7
1922 L 6-0
1923 L 10-0

1924 L 20-0
1928 W 12-0
1929 W 12-7+
1930 W 13-7
1931 W 15-0
1932 W 27-7+
1933 W 6-0
1934 L 18-13
1941 T 7-7
1942 L 19-0
1943 L 27-7
1943 L 39-0
1944 L 26-6
1946 W 12-7
1947 W 13-12
1948 W 25-7
1949 W 27-19
1950 L 39-6
1951 L 23-0
1952 L 17-7
1953 W 36-13
1954 W 13-12
1955 L 12-7
1956 L 27-0
1957 L 21-6
1958 L 13-7
1959 L 26-6
1960 L 27-6
10.28.1961 L 40-0 H
10.27.1962 L 27-0 A
10.26.1963 L 21-20 H
10.24.1964 W 17-7+ H
10.23.1965 L 20-7 A
10.22.1966 L 24-20 H
10.21.1967 L 38-12 A
10.19.1968 L 14-0 H
10.18.1969 W 19-17 A
10.31.1970 L 13-7 A
10.30.1971 L 27-0 A
11.4.1972 L 21-7 H
11.3.1973 L 21-14 A
11.16.1974 L 15-14 H
11.15.1975 L 20-16 A
10.2.1976 W 28-16 H
10.29.1977 W 28-21 H
10.28.1978 L 14-27# H
10.6.1979 L 46-12 A
10.4.1980 W 38-36 H
10.17.1981 L 35-12 A
10.16.1982 L 38-14 A
10.8.1983 L 29-21 A
10.6.1984 L 21-20 H
10.12.1985 L 35-18 A
10.11.1986 L 21-7 H
11.15.1986 L 58-24 A
10.31.1987 L 44-0 A
10.29.1988 L 23-14 H
10.28.1989 L 61-0 A
10.27.1990 L 17-0 H
11.9.1991 L 21-0 H
11.7.1992 L 48-29 A
10.2.1993 L 55-18 H
10.1.1994 L 62-13 A
10.28.1995 L 31-7 H
11.2.1996 L 43-14 A
11.15.1997 L 40-11 H
11.14.1998 L 72-12 A
10.23.1999 L 27-8 H
10.21.2000 L 31-28 A
9.15.2001 L 21-51 A
9.21.2002 L 47-14 H

+PSU records reflect different score

*Later forfeited by WU

#Later forfeited by PSU

Southwest Baptist (9-5)

11.4.1989 L 34-19 A
11.3.1990 W 24-9 H
11.2.1991 W 14-6 A
10.31.1992 W 21-17 H
11.13.1993 L 25-20 A
11.12.1994 W 31-14 H
10.21.1995 W 37-20 A
10.26.1996 W 24-20 H
9.20.1997 W 25-7 A
9.19.1998 LOT 26-20 H
10.14.1999 W 36-0 A
10.14.2000 W 58-21 H
11.10.2001 L 20-48 H
11.16.2002 L 20-26 A

Missouri-Rolla (9-5)

9.2.1989 L 20-7 H
9.1.1990 W 13-7 A
10.26.1991 L 28-13 H
10.24.1992 L 26-21 A
9.18.1993 L 38-14 H
9.17.1994 L 19-0 A
10.14.1995 W 21-10 H
10.19.1996 W 45-0 A
9.27.1997 W 27-13 H
9.26.1998 W 24-7 A
10.9.1999 W 53-18 H
10.7.2000 W 34-14 A
11.3.2001 W 42-14 H
11.9.2002 W 49-0 A

Central Missouri (15-17-2)

1902 W 6-0
1914 W 6-0
1915 W 19-7
1943 T 0-0
1944 W 12-2
1945 W 25-0
1960 L 35-14
9.29.1961 W 27-15 H
9.29.1962 W 20-0 A
9.28.1963 W 34-0* H
9.26.1964 W 31-0 A
9.25.1965 T 7-7 H
9.24.1966 L 38-7 A
9.23.1967 L 14-0 H
9.21.1968 L 34-0 A
9.20.1969 L 17-0 H
9.21.1985 W 31-3 A
9.20.1986 W 37-14 H
9.19.1987 L 26-17 H
9.17.1988 W 28-27 A
9.9.1989 L 29-7 A
9.8.1990 L 24-7 H
10.19.1991 L 21-0 A
10.17.1992 W 13-10 H
9.25.1993 L 41-19 A
9.24.1994 L 43-10 H
10.7.1995 W 37-21 A
10.12.1996 W 23-7 H
11.8.1997 L 20-14 A
11.7.1998 L 37-0 H
9.30.1999 L 32-18 H
9.30.2000 L 28-17 A
10.11.2001 L 34-58 H
10.19.2002 L 55-21 A

*Later forfeited by WU

Missouri Western (12-17-2)

9.16.1972 W 58-3 H
9.15.1973 T 13-13 A
9.21.1974 W 37-0 H
9.20.1975 L 27-24 A
9.18.1976 W 26-15 H
10.22.1977 T 7-7 H
10.21.1978 L 53-25 H
10.27.1979 W 23-21 A
10.25.1980 L 45-14 H
11.7.1981 L 52-0 A
11.6.1982 L 37-21 A
10.29.1983 W 24-21 A
10.27.1984 L 37-21 H
11.2.1985 L 13-10 A
11.1.1986 W 21-14 H
10.3.1987 W 31-6* A
10.1.1988 W 17-10 H
11.11.1989 W 28-21* H
11.10.1990 W 21-10 A
11.16.1991 L 35-23 A
11.14.1992 L 41-17 H
10.23.1993 L 41-10 A
10.22.1994 L 60-28 H
9.16.1995 L 17-6 A
9.21.1996 W 21-7 H
10.18.1997 L 13-12 A
10.17.1998 W 35-27 H
9.25.1999 L 42-10 A
9.23.2000 L 23-13 H
10.20.2001 L 6-27 A
10.26.2002 L-OT 34-28 H


*Later forfeited by WU

Missouri Southern (11-21-1)


10.17.1970 T 21-21 A
10.16.1971 L 14-10 H
10.21.1972 L 14-3 H
10.19.1973 W 9-3 A
11.2.1974 W 35-17 H
11.1.1975 L 21-9 A
10.23.1976 L 35-21 A
10.8.1977 L 38-21 H
10.7.1978 L 20-7 A
11.10.1979 W 20-19 H
11.8.1980 L 35-9 A
10.3.1981 L 12-0 H
10.2.1982 L 20-0 H
11.12.1983 W 24-10 H
11.10.1984 W 31-29 A
9.28.1985 W 19-6 H
9.27.1986 W 25-7 A
10.24.1987 L 32-14 H
10.22.1988 W 35-23 A
9.23.1989 L 23-6 A
9.22.1990 L 30-6 A
10.5.1991 L 31-6 H
10.3.1992 L 44-14 A
10.30.1993 L 36-21 H
10.29.1994 L 38-16 A
11.11.1995 L 25-0 H
11.16.1996 L 32-31 A
10.23.1997 L 17-14 H
10.24.1998 W 49-37 A
9.18.1999 W 35-28 H
9.16.2000 W 24-22 A
9.22.2001 W 29-28 H
9.28.2002 L 52-28 A

Note: Dates for games only go back to the 1961 season.

2002 SEASON FLASHBACK



**2002 MIAA
Freshman of
the Year
Sam
Sissom**



First
Team
All-MIAA
Eric
Roth



Second
Team
All-MIAA
Tim
Watts



Honorable
Mention
All-MIAA
Dustin
Hickel



Honorable
Mention
All-MIAA
Joe
Corcoran



Honorable
Mention
All-MIAA
Kevin
Pierce

'Bods win 3 of last 6 games under new coach, program and attitude

The 2002 edition of the Washburn Ichabod football team was a list of firsts and lasts over the 11-game schedule in which the Ichabods finished 3-8 under first-year head coach Craig Schurig.

After starting the last season in Moore Bowl with a tough loss to Wisconsin-La Crosse, in which the Ichabods lost three starters to various injuries, Washburn continually improved throughout the rest of the season to win three of its last six games.

The first win of the season for the Ichabods and Schurig came on Oct. 12 against Truman State in Kirksville. The Ichabods gained some revenge for 2001 when the Bulldogs beat Washburn on homecoming 27-26, on a last second 47-yard field goal.

The Ichabods defeated the Bulldogs 26-21 and it was the first win for Washburn in Kirksville in school history.

"It was great to get that first win," Schurig said. "It was important to this program, these players and our staff to get it because everyone had worked so hard."

The biggest of the three wins came in 10 Ichabod senior's final game in Moore Bowl Nov. 2 against arch-rival and No. 16 ranked Emporia State 34-21. The win was the first over the Hornets snapped an 11-game slide to Emporia State.

"We knew this was going into the Emporia State game, that it was going to be a great day for Washburn athletics and the whole university," said head coach Craig Schurig.

Coming off the big win over Emporia State, the Ichabod defense posted a shutout in a 49-0 white-washing over Missouri-Rolla on the road. The shutout was the first for the Ichabods in 36 games, last coming in a 36-0 win over Southwest Baptist on Oct. 14, 1999.

"The shutout was really great," Schurig said. "When you look back at our defense improved from week one against La Crosse to the Missouri-Rolla game and even to the Southwest Baptist game, by the end our defense made tremendous strides and we expect that same improvement to carry into the 2003 season."

Even though the Ichabods opened the season with five straight losses, the team stayed together and bought into the program the coaching staff was implementing.

During the 2002 season, the Ichabods did have some outstanding single-game and season outings breaking several school records.

- Senior punter Eric Roth broke the single-season school record for average with a 42.5 clip eclipsing the previous mark of 42.0 by Brent Cripps recorded in 1977. Roth finished his career fourth on both the all-time career chart with an average of 38.2 and total yardage list with 7,800 yards.

- 2002 MIAA Freshman of the Year Sam Sissom broke several school records including most receiving touchdowns by a freshman in a season with 12. The freshman record for a season was three, and Sissom had three in a single game on two separate occasions against Missouri Western and Missouri Southern.

His 719 receiving yards also set a new freshman record. He also became the first freshman since Michael Dritlein in 1992 to lead the team in receiving.

- Sophomore quarterback Dustin Hickel snapped the sophomore record for passing yards in a season with 2,160 while falling two touchdown passes short of tying the school record of 23. Hickel also accounted for 28 total offensive touchdowns setting a new record and his 2,571 total offensive yards was the second highest in school history.

- Senior punt returner Patrick Hayes finished his career with 51 kick returns tying the school record and his 23.3 yards per kick return places him third on the all-time chart. Hayes recorded these stats playing in parts of three seasons and missing 10 games as a senior after suffering a knee injury.

- Senior returner Corey Crain is the only Ichabod in the last 17 seasons to return a kickoff for a touchdown joining Ed Vacek, finishing second on the career kickoff return chart with a 24.6 average.



Topeka - Sept. 7 - The Washburn Ichabods opened the 2002 season with a 31-17 loss in its 1,000th game in school history.

The Ichabods' junior quarterback Tyler Schuerman was injured on the first play of the game. To open the 2001 season, Schuerman injured his knee on the sixth play of the season against Wisconsin-La Crosse.

The Ichabods jumped out to a 3-0 lead on freshman Aaron DeKosky's 36-yard field goal with 11:22 left in the first half. That score was set up by Andrew Mocadlo's fumble on the Eagles' first play of scrimmage after taking a hard hit from senior cornerback Corey Crain. Junior Morgan Dewey recovered to set up the initial score of the game.

The Eagles would then score the next 17 points on a pair of touchdown passes of 77- and 64-yards and a 46-yard field goal.

Junior wideout DaWight Benning and sophomore Dustin Hickel would then hook up on a 55-yard touchdown pass with 1:53 left in the second quarter. The Eagles would then score another touchdown pass right before the half.




Neither team would score in the third quarter. The Ichabods would start the fourth quarter with a punt block for a touchdown. Freshman Bobby Nelson blocked the punt and junior Brooks Myers recovered it in the endzone to cut the Eagles led to 24-17. The Eagles would add another score to push the margin to 14.

On defense, sophomore Joe Corcoran led the Ichabods with 11 tackles. Nelson had nine tackles and a forced fumble to go with his blocked punt and Dewey also had nine including 2 tackles for loss.

Senior punter Eric Roth had nine punts for 395 yards including a 63-yard attempt on his first punt of the season.

Brooks Myers picked up a blocked Eagles' punt in the endzone in the Ichabods' first game of the 2002 season.



Wisconsin-LaCrosse . . . 31
Washburn 17
 Moore Bowl 3,317

UWL	17	7	0	7	- 31
WU	3	7	0	7	- 17

Scoring Summary:

1st Quarter

11:22 WU - DeKosky,Aaron 36 yd field goal, 4-0 2:05,
 UWL 0 - WU 3

11:00 UWL - Moline,Ross 77 yd pass from
 Makaryk,Matt (Morris,Bryan kick), 2-75 0:16, UWL
 7 - WU 3

05:42 UWL - Morris,Bryan 46 yd field goal, 9-47 3:27,
 UWL 10 - WU 3

01:29 UWL - Moline,Ross 64 yd pass from
 Makaryk,Matt (Morris,Bryan kick), 1-64 0:12, UWL
 17 - WU 3

2nd Quarter

01:53 WU - Benning,Dawight 55 yd pass from
 Hickel,Dustin (DeKosky,Aaron kick), 4-80 1:04,
 UWL 17 - WU 10

00:58 UWL - Rizzo,Matt 38 yd pass from Makaryk,Matt
 (Morris,Bryan kick), 5-80 0:46, UWL 24 - WU 10

4th Quarter

14:42 WU - Myers,Brooks 0 yd blocked punt return
 (DeKosky,Aaron kick), , UWL 24 - WU 17

08:11 UWL - Makaryk,Matt 6 yd run (Morris,Bryan kick),
 8-60 4:00, UWL 31 - WU 17

Team Statistics:	UWL	WU
FIRST DOWNS	19	12
RUSHES-YARDS (NET)	47-180	32-91
PASSING YDS (NET)	307	153
Passes Att-Comp-Int	27-14-0	34-10-2
OFFENSE PLAYS-YARDS	74-487	66-244
Fumble Returns-Yards	0-0	0-0
Punt Returns-Yards	6-51	7-52
Kickoff Returns-Yards	4-60	6-132
Interception Returns-Yards	2-1	0-0
Punts (Number-Avg)	9-33.0	9-43.9
Fumbles-Lost	6-2	1-0
Penalties-Yards	8-74	7-71
Possession Time	31:08	28:52
Third-Down Conversions	7 of 17	2 of 15
Fourth-Down Conversions	0 of 0	0 of 2
Red-Zone Scores-Chances	1-1	1-2
Sacks By: Number-Yards	2-15	1-4

Individual Statistics:

RUSHING: Wisconsin-La Crosse-Smith,Darrick 9-54; Makaryk,Matt 7-42; Moline,Ross 13-36; Finco,Robin 6-26; Wilcox,Mark 6-23; Smith,Mike 1-1; Mocadlo,Andrew 5-minus 2. Washburn Zandevakili,And 5-35;

Hickel,Dustin 14-27; Benning,Dawight 1-9; Bland,Rawshawn 4-9; Huelsman,Chris 1-6; Schuerman,Tyler 1-3; Humphrey,Darryl 6-2.

PASSING: Wisconsin-La Crosse-Makaryk,Matt 14-27-0-307. Washburn-Hickel,Dustin 10-34-2-153.

RECEIVING: Wisconsin-La Crosse-Rizzo,Matt 4-63; Moline,Ross 3-140; Kettenhofen,Jas 2-42; Burnoski,Scott 2-31; Schams,Jake 2-17; Janke,Chester 1-14. Washburn-Benning,Dawight 5-86; Sissom,Sam 3-59; Humphrey,Darryl 1-7; Zandevakili,And 1-1.

INTERCEPTIONS: Wisconsin-La Crosse-Nickelotti,Jere 1-1; Moon,Josh 1-0. Washburn-None.

FUMBLES: Wisconsin-La Crosse-Burch,Jacob 2-0; Mocadlo,Andrew 2-2; Makaryk,Matt 1-0; Wilcox,Mark 1-0. Washburn-Odupitan,Mike 1-0.

Hays - Sept. 14 - The Washburn Ichabods scored two touchdowns in the final 1:42 of the game with Fort Hays State, but it wasn't enough as the Tigers pulled out a 37-29 win over the Ichabods.

The Ichabods opened the scoring with a 9-yard touchdown pass from sophomore Dustin Hickel to freshman Sam Sissom capping a 72-yard, eight play drive. However the Tigers would come back before the first quarter ended to tied the score at seven. Earlier in the drive, junior Brooks Myers picked off a Dustin Demel pass, but a roughing the quarterback penalty against the Ichabods kept the drive alive allowing the tying touchdown.

In the second quarter, the Tigers would take the lead on a 37-yard field goal but with 5:06 remaining in the quarter, junior wide receiver DaWight Benning would score a 30-yard touchdown run on a reverse to put the Ichabods in front 14-10 going into the halftime break.

The lone score in the third quarter would be a Jason Broom touchdown run for the Tigers as they would take the lead for good 30-14. After a pair of touchdowns by FHSU pushing the Tiger lead to 30-14, the Ichabods would mount a furious rally to cut the lead to eight on Sissom's second touchdown reception of the evening from



back-up quarterback Cason Lehman, who replaced Hickel for a few plays.

Lehman would then run the swinging gate play for the two point conversion cutting the lead to 30-22.

The Ichabods would then drive 64 yards in six plays as Benning would score his second touchdown of the night on a 36-yard pass reception from Hickel to cut the score to the final 37-29 margin.

Hickel would finish 16 of 27 for 191 yards and two touchdown passes and lead the team with 31 yards rushing. Benning caught four passes for 79 yards and the lone touchdown. Freshman Grant Gould led the Ichabods with 13 tackles and junior Eric Taylor recorded 12. Sophomore Joe Corcoran recorded 11 and senior Chad Gordon picked up 10.

Tim Watts blocks on the left side of the offensive line in the Ichabods 37-29 loss to Fort Hays State.



Washburn 29
Fort Hays State 37
 Lewis Field 2,945

WU	7	7	0	15	- 29
FHSU	7	3	6	21	- 37

Scoring Summary:

1st Quarter

04:47 WU - Sissom,Sam 9 yd pass from Hickel,Dustin (DeKosky,Aaron kick), 8-72 2:34, WU 7 - FHSU 0
 00:30 FHSU - Billy Finke 9 yd pass from Dustin Demel (Bryson Moore kick), 10-55 4:17, WU 7 - FHSU 7

2nd Quarter

12:33 FHSU - Bryson Moore 37 yd field goal, 4-2 2:17, WU 7 - FHSU 10
 05:06 WU - Benning,Dawight 30 yd run (DeKosky,Aaron kick), 7-62 3:16, WU 14 - FHSU 10

3rd Quarter

10:42 FHSU - Jason Broom 2 yd run (Bryson Moore kick failed), 9-77 4:18, WU 14 - FHSU 16

4th Quarter

06:30 FHSU - Beau Rebel 12 yd pass from Dustin Demel (Bryson Moore kick), 11-69 5:26, WU 14 - FHSU 23
 04:02 FHSU - Jason Broom 2 yd run (Bryson Moore kick), 3-42 1:15, WU 14 - FHSU 30
 01:42 WU - Sissom,Sam 12 yd pass from Lehman,Cason (Lehman,Cason rush), 8-76 2:20, WU 22 - FHSU 30
 01:24 FHSU - Jason Broom 41 yd run (Bryson Moore kick), 2-44 0:18, WU 22 - FHSU 37
 00:20 WU - Benning,Dawight 36 yd pass from Hickel,Dustin (DeKosky,Aaron kick), 6-64 1:04, WU 29 - FHSU 37

Team Statistics:	WU	FHSU
FIRST DOWNS	16	24
RUSHES-YARDS (NET)	27-111	58-251
PASSING YDS (NET)	203	153
Passes Att-Comp-Int	28-17-0	17-14-0
OFFENSE PLAYS-YARDS	55-314	75-404
Fumble Returns-Yards	0-0	0-0
Punt Returns-Yards	0-0	1-10
Kickoff Returns-Yards	5-101	3-74
Interception Returns-Yards	0-0	0-0
Punts (Number-Avg)	3-54.7	1-26.0
Fumbles-Lost	2-1	1-1
Penalties-Yards	4-35	6-45
Possession Time	21:59	38:01
Third-Down Conversions	5 of 11	8 of 13
Fourth-Down Conversions	1 of 3	1 of 2
Red-Zone Scores-Chances	2-2	5-7
Sacks By: Number-Yards	0-0	1-9

Individual Statistics:

RUSHING: Washburn-Deleon,AI 6-31;
 Hickel,Dustin 7-31; Benning,Dawight 1-30;
 Lawrence,Jake 3-19; Humphrey,Darryl 5-6;
 Zandevakili,And 3-2; Lehman,Cason 1-0;
 Corcoran,Joe 1-minus 8. Fort Hays State-
 Jason Broom 28-164; Dustin Demel 19-30;
 Charles Lewis 6-29; Jerry Johnson 3-16;
 Shawn Smith 2-12.
PASSING: Washburn-Hickel,Dustin 16-27-0
 191; Lehman,Cason 1-1-0-12. Fort Hays
 State-Dustin Demel 14-17-0-153.
RECEIVING: Washburn-Benning,Dawight 4-79;
 Huelsman,Chris 3-40; Sissom,Sam 3-25;
 Lehman,Cason 2-46; Humphrey,Darryl 1-12;
 Barth,Jacob 1-6; Miller,Marcus 1-0;
 Hickel,Dustin 1-minus 2; Zandevakili,And 1-
 minus 3. Fort Hays State-Andre Freeman 8-
 103; Beau Rebel 4-43; Billy Finke 1-9;
 Jamall Gaines 1-minus 2.

Topeka - Sept. 21 - The Washburn Ichabods fell to the No. 3 Pittsburg State Gorillas 47-14 in their MIAA opener in Moore Bowl. With the loss, the Ichabods fell to 0-3.

The Gorillas took the opening kickoff and drove 86 yards in 12 plays to take an early 7-0 lead. Pitt State would then score a pair of touchdowns and lead 21-0 after one quarter.



The Ichabods would cross the goal line on a 26-yard touchdown pass from Dustin Hickel to tight end Jacob Barth capping a 15-play, 70-yard drive.

The Gorillas would then score on its ensuing drive to take a 28-6 lead. The Ichabods would counter back with a seven play, 80-yard drive on a Hickel 20-yard touchdown scamper. With 17 seconds left, Gorillas quarterback Neal Philpot would score on a three-yard run and the Gorillas would take a 35-14 lead into the break.

The Ichabods were shutout in the second half as the Gorillas added a touchdown, a safety and a field goal to take the 47-14 win. It was the 23rd time the Ichabods were topped by the Gorillas.

Hickel passed for 151 yards and ran for 39. Cason Lehman had four receptions for 56 yards and DaWight Benning had three catches for 59. Joe Corcoran recorded 14 tackles after recording 18 and 16 tackles respectively in his previous two games. Morgan Dewey had 12 and Grant Gould had 10.

Morgan Dewey had 12 tackles in the Ichabods' 47-14 loss to the Gorillas in their MIAA opener.



No. 3 Pittsburg State . . 47

Washburn 14

Moore Bowl 4,273

PSU	21	14	5	7	- 47
WU	0	14	0	0	- 14

Scoring Summary:

1st Quarter

09:19 PSU - Philpot,Neal 1 yd run (Chappell,Daniel kick), 12-86 5:41, PSU 7 - WU 0
 07:48 PSU - Rudolph,Kyle 67 yd pass from Philpot,Neal (Chappell,Daniel kick), 3-67 1:10, PSU 14 - WU 0
 00:19 PSU - Hankins,Anthony 25 yd run (Chappell,Daniel kick), 2-48 0:35, PSU 21 - WU 0

2nd Quarter

09:08 WU - Barth,Jacob 26 yd pass from Hickel,Dustin (DeKosky,Aaron kick failed), 15-70 6:02, PSU 21 - WU 6
 05:57 PSU - Hankins,Anthony 4 yd run (Chappell,Daniel kick), 7-65 3:05, PSU 28 - WU 6
 02:49 WU - Hickel,Dustin 20 yd run (Lehman,Cason pass), 7-80 3:01, PSU 28 - WU 14
 00:17 PSU - Philpot,Neal 3 yd run (Chappell,Daniel kick), 10-68 2:23, PSU 35 - WU 14

3rd Quarter

04:48 PSU - Chappell,Daniel 47 yd field goal, 15-69 6:35, PSU 38 - WU 14
 02:41 PSU - Team safety, , PSU 40 - WU 14

4th Quarter

08:08 PSU - Hankins,Anthony 10 yd run (Chappell,Daniel kick), 6-27 3:20, PSU 47 - WU 14

Team Statistics:	PSU	WU
FIRST DOWNS	26	17
RUSHES-YARDS (NET)	58-335	32-56
PASSING YDS (NET)	57	159
Passes Att-Comp-Int	14-6-0	35-14-4
OFFENSE PLAYS-YARDS	72-492	67-215
Fumble Returns-Yards	0-0	0-0
Punt Returns-Yards	1-15	1-0
Kickoff Returns-Yards	3-50	6-125
Interception Returns-Yards	4-34	0-0
Punts (Number-Avg)	1-33.0	2-53.5
Fumbles-Lost	2-1	2-0
Penalties-Yards	11-97	9-80
Possession Time	32:02	27:58
Third-Down Conversions	6 of 12	7 of 15
Fourth-Down Conversions	2 of 3	2 of 4
Red-Zone Scores-Chances	4-5	2-3
Sacks By: Number-Yards	2-16	0-0

Individual Statistics:

RUSHING: Pittsburg St.-Philpot,Neal 27-142; Hankins,Anthony 13-120; Gates,Nazareth 9-36; Nowack,Neil 4-16; Majors,Andy 2-9; Strange,Matt 1-8; Taylor,Joe 2-4. Washburn-Hickel,Dustin 9-39; Lawrence,Jake 14-23; Bland,Rawshawn 5-21; Allison,Joe 1-2; Lehman,Cason 1-minus 8;
PASSING: Pittsburg St.-Philpot,Neal 6-14-0-157. Washburn-Hickel,Dustin 13-32-3-151; Lehman,Cason 1-2-0-8; Benning,Dawight 0-1-1-0.
RECEIVING: Pittsburg St.-Rudolph,Kyle 2-84; McCoy,Jeff 2-19; Hankins,Anthony 1-43; Hellwig,Ryan 1-11. Washburn-Lehman,Cason 4-56; Benning,Dawight 3-59; Sissom,Sam 2-12; Barth,Jacob 1-26; Miller,Marcus 1-8; Lawrence,Jake 1-3; Zandevakili,And 1-1; Scott,Jeff 1-minus 6.

Joplin - Sept. 28 - The Washburn Ichabods started the season 0-4 for the first time since 1994 as they were topped by the Missouri Southern Lions 52-28.

The Lions jumped out to a 7-0 lead in the first quarter, but the Ichabods tied right before the end of the quarter on a 2-yard Cason Lehman run. After a Lions touchdown, the Ichabods would score two touchdowns on freshman wide receiver Sam Sissom grabs to take a 21-14 lead. Sissom broke the school record for freshman touchdown receptions in a season with five and broke the freshman record for most TD receptions in a game with three. Sissom finished the game with five catches for 179 yards.

Right before the half, the Lions would cut the lead to four on a field goal.

The Lions would score 28 more unanswered points to take a 38-21 lead. The Ichabods would rebound with Sissom's third touchdown reception - a 63-yard scamper on a reception from quarterback Dustin Hickel to cut the lead to 38-28, but that was as close the Ichabods would get as the Lions would add two more scores.

Junior Jake Lawrence led the Ichabods on the ground with 55 yards on 13 carries and Hickel passed for 241 yards on 14 of 29 passing with three touchdown passes. On defense, junior linebacker Morgan Dewey and junior cornerback Darold Smith each had 10 tackles.

Sam Sissom had five receptions for 179 yards and three touchdowns for the Ichabods against the Lions.



Washburn 28
Missouri Southern 52
 Hughes Stadium . . . 5,237

WU	7	14	0	7	- 28
MSSC	7	10	14	21	- 52

Scoring Summary:

1st Quarter

05:37 MSSC - Hill,Brandon 6 yd pass from Chapman,Josh (Minard,Adam kick), 5-60 2:03, WU 0 - MSSC 7

00:01 WU - Lehman,Cason 2 yd run (DeKosky,Aaron kick), 6-76 1:48, WU 7 - MSSC 7

2nd Quarter

10:08 MSSC - Winfrey,Craig 2 yd pass from Chapman,Josh (Minard,Adam kick), 9-78 4:52, WU 7 - MSSC 14

07:22 WU - Sissom,Sam 25 yd pass from Hickel,Dustin (DeKosky,Aaron kick), 7-68 2:41, WU 14 - MSSC 14

00:51 WU - Sissom,Sam 18 yd pass from Hickel,Dustin (DeKosky,Aaron kick), 12-58 6:10, WU 21 - MSSC 14

00:00 MSSC - Minard,Adam 28 yd field goal, 7-69 0:47, WU 21 - MSSC 17

3rd Quarter

09:06 MSSC - Combs,Josh 16 yd pass from Chapman,Josh (Minard,Adam kick failed), 10-74 4:05, WU 21 - MSSC 23

03:34 MSSC - Chapman,Josh 39 yd run (Combs,Josh pass), 7-80 3:17, WU 21 - MSSC 31

4th Quarter

12:13 MSSC - Bizzell,Johnny 9 yd run (Minard,Adam kick), 14-90 4:31, WU 21 - MSSC 38

11:52 WU - Sissom,Sam 63 yd pass from Hickel,Dustin (DeKosky,Aaron kick), 1-63 0:10, WU 28 - MSSC 38

08:41 MSSC - Bizzell,Johnny 11 yd pass from Chapman,Josh (Minard,Adam kick), 7-59 3:05, WU 28 - MSSC 45

04:58 MSSC - Glover,Donald 13 yd run (Minard,Adam kick), 5-27 2:42, WU 28 - MSSC 52

Team Statistics:

	WU	PSU
FIRST DOWNS	15	33
RUSHES-YARDS (NET)	34-130	44-309
PASSING YDS (NET)	241	337
Passes Att-Comp-Int	29-14-0	38-27-1
OFFENSE PLAYS-YARDS	63-371	82-646
Fumble Returns-Yards	0-0	0-0
Punt Returns-Yards	2-16	1-6
Kickoff Returns-Yards	5-93	4-37
Interception Returns-Yards	1-0	0-0
Punts (Number-Avg)	4-47.5	2-36.5
Fumbles-Lost	0-0	1-0
Penalties-Yards	5-47	6-53
Possession Time	26:40	33:19
Third-Down Conversions	5 of 14	8 of 13
Fourth-Down Conversions	1 of 5	1 of 3
Red-Zone Scores-Chances	2-2	6-6
Sacks By: Number-Yards	0-0	1-3

Individual Statistics:

RUSHING: Washburn-Lawrence,Jake 13-55; DeLeon,Al 8-38; Hickel,Dustin 10-27; Humphrey,Darryl 2-8; Lehman,Cason 1-2. Missouri Southern-Chapman,Josh 19-196; Glover,Donald 14-70; Bizzell,Johnny 10-42; Winfrey,Craig 1-1.

PASSING: Washburn-Hickel,Dustin 14-29-0 241. Missouri Southern-Chapman,Josh 27 38-1-337.

RECEIVING: Washburn-Sissom,Sam 5-179; Scott,Jeff 2-13; Benning,Dawight 2-9; Lehman,Cason 1-19; Odupitan,Mike 1-11; Miller,Marcus 1-8; Humphrey,Darryl 1-7; Lawrence,Jake 1-minus 5. Missouri Southern-Turner,Chris 6-92; Mathes,DeMarcus 5-66; Combs,Josh 4-65; Glover,Donald 4-29; Winfrey,Craig 3-40; Hill,Brandon 2-17; Bizzell,Johnny 2-15; Basore,Tyson 1-13

Topeka - Oct. 5 - The Washburn Ichabods fell 48-13 to the No. 6 ranked Northwest Missouri State Bearcats in Moore Bowl. The loss dropped the Ichabods to 0-5 and 0-3 in the conference and the Bearcats improved to 5-0 and 3-0 in the MIAA.


The Bearcats jumped on the scoreboard first on a 13-yard touchdown pass from John McMenamin to Mark Stewart. The Bearcats would add another score on their next possession to make the score 13-0. The Ichabods' Jim Holland blocked the extra point attempt and Corey Crain recovered it, raced to the Bearcat seven yard line but was tackled from behind.

The Ichabods would light the scoreboard on a 23-yard touchdown pass from Dustin Hickel to Mike Odupitan, capping a four-play, 80-yard drive to cut the lead to 13-6 as the 'Bods' extra point attempt was blocked and returned for a Bearcat two-point conversion, but a personal foul by Northwest erased the conversion.

The Bearcats would score the next three touchdowns to take a 34-6 lead before Hickel would scamper for a 16-yard touchdown run to make the score 34-13. The Bearcats would score and add two more touchdowns to finish the game.

Hickel finished the night 11 for 20 with 193 yards passing and one touchdown and Sam Sissom had three receptions for 101 yards. Joe Corcoran had 19 tackles for the Ichabods, 10 of those stops were solo tackles, including two for loss. Morgan Dewey had 12 tackles, four of which were solo.

Corey Crain picked up a block extra point attempt and raced 83 yards before he was tackled at the Bearcat 7.



No. 6 Northwest Mo. . . 48
Washburn 13
 Moore Bowl 3,920

NWMSU 13 14 14 7 - 48
WU 0 6 7 0 - 13

Scoring Summary:

1st Quarter

05:52 NWMSU - Stewart, Mark 13 yd pass from McMenamin, John (Ibarra, Eddie kick), 13-93 4:34, NWMSU 7 - WU 0
 02:08 NWMSU - Otte, John 18 yd pass from McMenamin, John (Ibarra, Eddie kick blocked), 8-58 1:48, NWMSU 13 - WU 0

2nd Quarter

12:03 WU - Odupitan, Mike 23 yd pass from Hickel, Dustin, 4-80 1:08, NWMSU 13 - WU 6
 07:48 NWMSU - Shafar, Sean 1 yd run (Ibarra, Eddie kick), 9-68 4:05, NWMSU 20 - WU 6
 01:13 NWMSU - Rector, Andre 13 yd pass from McMenamin, John (Ibarra, Eddie kick), 5-43 0:34, NWMSU 27 - WU 6

3rd Quarter

08:58 NWMSU - Froehlich, Aaron 14 yd pass from McMenamin, John (Ibarra, Eddie kick), 11-85 4:52, NWMSU 34 - WU 6
 05:42 WU - Hickel, Dustin 16 yd run (DeKosky, Aaron kick), 2-31 0:32, NWMSU 34 - WU 13
 02:16 NWMSU - Rector, Jamaica 8 yd pass from McMenamin, John (Ibarra, Eddie kick), 8-58 3:19, NWMSU 41 - WU 13

4th Quarter

12:55 NWMSU - Buie, Vince 10 yd run (Ibarra, Eddie kick), 8-49 3:46, NWMSU 48 - WU 13

Team Statistics:

	NWMSU	WU
FIRST DOWNS	34	17
RUSHES-YARDS (NET)	38-137	31-71
PASSING YDS (NET)	393	265
Passes Att-Comp-Int	50-35-1	25-15-1
OFFENSE PLAYS-YARDS	88-530	56-336
Fumble Returns-Yards	0-0	0-0
Punt Returns-Yards	5-30	2-4
Kickoff Returns-Yards	3-60	5-125
Interception Returns-Yards	1-0	1-0
Punts (Number-Avg)	4-38.0	6-38.2
Fumbles-Lost	2-1	5-3
Penalties-Yards	5-87	5-35
Possession Time	34:32	25:28
Third-Down Conversions	10 of 16	3 of 12
Fourth-Down Conversions	1 of 1	0 of 1
Red-Zone Scores-Chances	7-8	1-2
Sacks By: Number-Yards	2-10	0-0

Individual Statistics:

RUSHING: Northwest Mo. St.-Herring, Mitch 22-103; Buie, Vince 10-26; White, Morris 1-10; Lamberson, Josh 1-6; Shafar, Sean 2-1; Hampton, Andy 1-minus 2; Rector, Jamaica 1-minus 7.
 Washburn-Humphrey, Darryl 6-29; Lehman, Cason 3-14; Hickel, Dustin 7-9; Zandevakili, And 1-7; Lawrence, Jake 6-6; DeLeon, Al 6-5; Benning, Dawight 2-1.
PASSING: Northwest Mo. St.-McMenamin, John 32-45-1-358; Hampton, Andy 2-4-0-37; Lamberson, Josh 1-1-0-minus 2. Washburn-Hickel, Dustin 11-20-0-193; Lehman, Cason 3-4-1-31; Benning, Dawight 1-1-0-41.
RECEIVING: Northwest Mo. St.-Herring, Mitch 9-74; Rector, Jamaica 7-82; Glasnapp, Nick 5-60; Stewart, Mark 3-46; Otte, John 3-36; Rector, Andre 2-17; Findley, Jared 1-16; Shafar, Sean 1-15; Otte, Adam 1-14; Froehlich, Aaron 1-14; Buie, Vince 1-12; Burke, Chris 1-7. Washburn-Sissom, Sam 3-101; Odupitan, Mike 3-44; Benning, Dawight 3-36; Scott, Jeff 2-2; Lehman, Cason 1-41; Barth, Jacob 1-17; Zandevakili, And 1-13; Fowler, Kyle 1-11.



Kirksville - Oct. 12 - To payback a loss that ruined the Ichabods' 2001 homecoming celebration is nice. To land the first win of the season is nicer. Washburn picked up its first win of the season and Craig Schurig landed his first win as a head coach in the 'Bods 26-21 win over Truman State. The loss avenged the Bulldogs win over the Ichabods in last season's homecoming game in Moore Bowl.

The Ichabods jumped on the scoreboard first taking advantage of a Bulldog turnover as DaWight Benning ran the reverse for a 34-yard touchdown run. However the Bulldogs would score on the ensuing possession and take the lead 7-6.

The Bulldogs would close out the scoring in the first half on the first play of the second quarter and take a 14-6 lead into the lockers at halftime.

The Ichabods scored first in the third quarter on Dustin Hickel's 4-yard touchdown scamper to cut the Bulldog lead to 14-12. In the fourth quarter, Sam Sissom would catch his freshman record sixth and seventh touchdown receptions of the season on catches of 27- and 6-yards. He also pulled down a two-point conversion on his first touchdown reception.


The Bulldogs would score with 8:36 left in the game to cut the Ichabod lead to 26-21. The Bulldogs had two chances to take the lead, but the Ichabod defense held and stopped the Bulldogs on both fourth down situations.

The Ichabod defense held the potent Bulldog offense to 373 yards, 108 under their season average and 24 points under their scoring average of 45 points per game. The 'Bods defense also kept the Bulldog offense in check for 123 yards in the second half and kept held them to 4 of 14 on third down conversions while the Ichabod offense helped out the defense going 12 for 19 on third down. In the third quarter, the Ichabods ran 25 plays compared to seven for the Bulldogs.

Hickel led the Ichabods on the ground gaining 104 yards on 22 carries and one touchdown while completing 15 of 29 passes for 216 yards and two touchdowns. Sissom finished with 93 yards receiving and seven receptions with two touchdowns. Sissom's 469 yards on this season is a new freshman receiving record.

On defense, Joe Corcoran had 12 tackles and an interception and Darold Smith had six tackles with two interceptions.

DaWight Benning had three rushes for 41 yards and one touchdown along with four receptions for 79 yards in the Ichabods 26-21 win over the Bulldogs.



Washburn 26
Truman State. 21
 Stokes Stadium 3,207

WU 6 0 6 14 - 26
TSU 7 7 0 7 - 21

Scoring Summary:

1st Quarter

13:19 WU - Benning,Dawight 34 yd run
 (DeKosky,Aaron kick failed), 2-34 0:46, WU 6 - TSU 0

11:47 TSU - Redding,Mike 2 yd run (Lepper,Austin kick), 4-55 1:18, WU 6 - TSU 7

2nd Quarter

14:56 TSU - Redding,Mike 1 yd run (Lepper,Austin kick), 8-41 2:36, WU 6 - TSU 14

3rd Quarter

04:34 WU - Hickel,Dustin 4 yd run (Hickel,Dustin pass failed), 13-74 5:03, WU 12 - TSU 14

4th Quarter

14:20 WU - Sissom,Sam 27 yd pass from Hickel,Dustin (Sissom,Sam pass), 6-84 1:43, WU 20 - TSU 14

09:51 WU - Sissom,Sam 6 yd pass from Hickel,Dustin (Hickel,Dustin pass failed), 7-70 2:24, WU 26 - TSU 14

08:36 TSU - Jensen,Geoff 39 yd pass from Burk,Dusty (Lepper,Austin kick), 4-66 1:06, WU 26 - TSU 21

Team Statistics:	WU	TSU
FIRST DOWNS	22	19
RUSHES-YARDS (NET)	49-229	39-187
PASSING YDS (NET)	216	186
Passes Att-Comp-Int	29-15-2	34-20-3
OFFENSE PLAYS-YARDS	78-445	73-373
Fumble Returns-Yards	0-0	0-0
Punt Returns-Yards	1-8	4-76
Kickoff Returns-Yards	3-65	5-101
Interception Returns-Yards	3-9	2-0
Punts (Number-Avg)	6-40.8	4-40.8
Fumbles-Lost	1-0	1-1
Penalties-Yards	9-103	11-84
Possession Time	29:04	30:56
Third-Down Conversions	12 of 19	4 of 14
Fourth-Down Conversions	1 of 1	1 of 4
Red-Zone Scores-Chances	2-2	2-3
Sacks By: Number-Yards	2-6	2-15

Individual Statistics:

RUSHING: Washburn-Hickel,Dustin 22-104; Benning,Dawight 3-41; Lehman,Cason 4-37; Lawrence,Jake 10-22; Bland,Rawshawn 6-14; Zandevakili,And 1-7; Huelsman,Chris 2-6; Ichabods 1-minus 2. Truman State Univ.-Redding,Mike 16-104; Burk,Dusty 15-56; Heinecke,Marc 3-14; Blakley,Andrew 2-8; Czeschin,Jake 1-3; Levenson,Jerard 1-3; TEAM 1-minus 1.

PASSING: Washburn-Hickel,Dustin 15-29-2-216. Truman State Univ.-Burk,Dusty 20-34-3-186.

RECEIVING: Washburn-Sissom,Sam 7-93; Benning,Dawight 4-79; Scott,Jeff 1-23; Barth,Jacob 1-10; Lehman,Cason 1-9; Odupitan,Mike 1-2. Truman State Univ.-Blakley,Andrew 10-76; Bodenhausen,Jus 3-30; Jensen,Geoff 2-49; Weber,A.J. 2-12; Pugh,Alfonso 2-0; Boston,Mark 1-19.

Warrensburg - Oct. 19 - The Washburn Ichabods fell to 1-6 and 1-4 in the MIAA in a 55-21 loss to the No. 8 ranked Central Missouri State University Mules.

The Mules took full advantage of six Ichabod turnovers converting them into 35 points opening up a 21-0 lead to start the game.

The Ichabods would get on the scoreboard with 13:12 left in the second quarter on a 68-yard touchdown strike from Dustin Hickel to Mike Odupitan. The Mules would then go on and score the next three touchdowns making the score 42-7.

The Ichabods would take the ensuing kickoff and march 80 yards in seven plays on the first of two Cason Lehman to DaWight Benning touchdown connections. The first one covered 27 yards and the second with 16 seconds left in the game was a 25-yard touchdown.

Chris Huelsman rushed for 43 yards to lead the Ichabods. Lehman was 9 for 19 for 164 yards and two touchdowns and Hickel was 7 for 14 for 100 yards and one touchdown. Hickel reinjured his ankle in the second quarter. Benning had six receptions for 88 yards and the two touchdowns. He also rushed three times for 15 yards. Brooks Myers led the Ichabod defense with eight tackles including one for loss.

Chris Huelsman had 11 carries for 43 yards in the Ichabods' 55-21 loss the No. 8 Mules.



Washburn 21
No. 8 Central Mo. 55
Walton Stadium. . . . 2,703

WU 0 7 6 8 - 21
CMSU 14 21 14 6 - 55

Scoring Summary:

1st Quarter

06:38 CMSU - Coleman,Kegan 23 yd run
(Ashcraft,Ryan kick), 6-70 3:18, WU 0 - CMSU 7
01:16 CMSU - Robinson,Don 9 yd pass from
Gile,Dennis (Starks,Brandon kick), 1-9 0:05, WU 0 - CMSU 14

2nd Quarter

14:51 CMSU - Brown,Joe 35 yd interception return
(Ashcraft,Ryan kick), , WU 0 - CMSU 21
13:12 WU - Odupitan,Mike 68 yd pass from
Hickel,Dustin (DeKosky,Aaron kick), 5-80 1:33, WU 7 - CMSU 21
11:14 CMSU - Robinson,Don 53 yd pass from
Gile,Dennis (Starks,Brandon kick), 4-69 1:49, WU 7 - CMSU 28
05:41 CMSU - Maxwell,Ted 15 yd pass from
Winters,Jake (Starks,Brandon kick), 4-15 0:50, WU 7 - CMSU 35

3rd Quarter

14:44 CMSU - Devoe,Todd 10 yd pass from Gile,Dennis
(Ashcraft,Ryan kick), 1-10 0:11, WU 7 - CMSU 42
09:00 WU - Benning,Dawight 27 yd pass from
Lehman,Cason (DeKosky,Aaron kick failed), 7-80 5:38, WU 13 - CMSU 42
01:26 CMSU - Devoe,Todd 22 yd pass from
Valenzuela,Greg (Starks,Brandon kick), 2-12 0:15, WU 13 - CMSU 49

4th Quarter

05:11 CMSU - Johnson,Gary 13 yd pass from
Valenzuela,Greg (Ashcraft,Ryan kick failed), 13-80 8:51, WU 13 - CMSU 55
00:16 WU - Benning,Dawight 25 yd pass from
Lehman,Cason (Lehman,Cason rush), 12-82 4:47, WU 21 - CMSU 55

Team Statistics:	WU	CMSU
FIRST DOWNS	25	13
RUSHES-YARDS (NET)	42-131	25-47
PASSING YDS (NET)	264	286
Passes Att-Comp-Int	33-16-4	26-18-0
OFFENSE PLAYS-YARDS	75-395	51-333
Fumble Returns-Yards	0-0	0-0
Punt Returns-Yards	2-10	1-14
Kickoff Returns-Yards	5-63	3-36
Interception Returns-Yards	0-0	4-150
Punts (Number-Avg)	5-34.0	4-45.8
Fumbles-Lost	4-2	1-1
Penalties-Yards	10-74	8-60
Possession Time	33:53	26:07
Third-Down Conversions	4 of 15	5 of 12
Fourth-Down Conversions	3 of 4	2 of 2
Red-Zone Scores-Chances	1-2	5-5
Sacks By: Number-Yards	1-9	4-29

Individual Statistics:

RUSHING: Washburn-Huelsman,Chris 11-43; Humphrey,Darryl 8-31; Bland,Rawshawn 5-23; Benning,Dawight 3-15; Odupitan,Mike 1-14; Lehman,Cason 11-13; Lawrence,Jake 1-minus 1; Hickel,Dustin 2-minus 7. Central Mo. St.-Coleman,Kegan 6-32; O'Sadnick,Kevin 15-20; Gile,Dennis 1-3; Team 1-0; Valenzuela,Greg 2-minus 8.
PASSING: Washburn-Lehman,Cason 9-19-2-164; Hickel,Dustin 7-14-2-100. Central Mo. St.-Gile,Dennis 12-18-0-165; Valenzuela,Greg 5-7-0-106; Winters,Jake 1-1-0-15.
RECEIVING: Washburn-Benning,Dawight 6-88; Odupitan,Mike 3-86; Sissom,Sam 3-54; Hoytal,John 1-15; Scott,Jeff 1-14; Barth,Jacob 1-11; Huelsman,Chris 1-minus 4. Central Mo. St.-Robinson,Don 5-86; Devoe,Todd 4-57; Johnson,Gary 3-68; Thomas,Nate 2-13; Carter,Mike 1-28; Williams,Iman 1-16; Maxwell,Ted 1-15.

Topeka - Oct. 26 - For the second straight season, the Ichabods fall in a heartbreaker on homecoming. This season it was at the hands of Missouri Western as the Griffons overcame a 14-point fourth quarter lead by the Ichabods to win in doubleovertime 34-28. Last season, Austin Leeper of Truman State hit a 47-yard field goal as time expired to top the Ichabods 27-26.

The Griffons jumped out to a 7-0 lead on Javon Leong's 24-yard touchdown reception. He held on for the catch despite breaking his femur on the play.

The Ichabods would come back on their ensuing drive as Sam Sissom caught a 20-yard touchdown pass from Dustin Hickel. Sissom would go on to catch three touchdowns on the day finishing with eight catches for 91 yards and the three touchdowns.

The Ichabods and the Griffons would each go scoreless in the third quarter.

In the fourth quarter, Sissom caught touchdown passes of 20- and 8-yards from Hickel that sandwiched Adam Ziesel's score.

In the overtime period, The Ichabods scored on Cason Lehman's 22-yard touchdown reception on a third and seven from the 22. The Griffons would respond with a LaMont Theus 1-yard touchdown run.


In the second overtime, the Ichabods were on defense first and The Griffons scored on a 25-yard touchdown pass from Michael Cooper to Adam Ziesel on a fourth and 25 from the 25. However, the extra point attempt was fumbled.

The Ichabods' Hickel was picked off by Andre Burns to end the game.

Hickel finished with 67 yards rushing on 16 carries and passed for four touchdowns completing 20 of 42 passes for 319 yards. Mike Odupitan had 119 receiving yards and five receptions.

The Ichabods were led on defense by Joe Corcoran with 10 tackles. Josh Looney had two sacks for 25 yards and nine tackles total.

Dustin Hickel passed for 319 yards and four touchdowns against the Griffons on Homecoming.



Missouri Western 34
Washburn 28
Moore Bowl 3,875

MWSC 7 7 0 7 7 6 -34
WU 7 0 0 14 7 0 -28

Scoring Summary:

1st Quarter

07:51 MWSC - Leong,Javon 24 yd pass from Cooper,Michael (Broadie,Dane kick), 7-90 3:30, MWSC 7 - WU 0

02:16 WU - Sissom,Sam 20 yd pass from Hickel,Dustin (DeKosky,Aaron kick), 9-65 5:22, MWSC 7 - WU 7

2nd Quarter

00:14 MWSC - Theus,LaMont 6 yd pass from Cooper,Michael (Broadie,Dane kick), 6-68 0:37, MWSC 14 - WU 7

4th Quarter

10:54 WU - Sissom,Sam 20 yd pass from Hickel,Dustin (DeKosky,Aaron kick), 7-80 2:07, MWSC 14 - WU 14

09:24 MWSC - Ziesel,Adam 8 yd pass from Cooper,Michael (Broadie,Dane kick), 5-63 1:21, MWSC 21 - WU 14

07:14 WU - Sissom,Sam 8 yd pass from Hickel,Dustin (DeKosky,Aaron kick), 7-65 2:05, MWSC 21 - WU 21

1st overtime

0:00 WU - Lehman,Cason 22 yd pass from Hickel,Dustin (DeKosky,Aaron kick), 3-25 0:00, MWSC 21 - WU 28

0:00 MWSC - Theus,LaMont 1 yd run (Broadie,Dane kick), 4-25 0:00, MWSC 28 - WU 28

2nd overtime

0:00 MWSC - Ziesel,Adam 25 yd pass from Cooper,Michael (Broadie,Dane rush fumbld), 4-25 0:00, MWSC 34 - WU 28

Team Statistics:	MWSC	WU
FIRST DOWNS	21	23
RUSHES-YARDS (NET)	42-189	39-141
PASSING YDS (NET)	238	319
Passes Att-Comp-Int	36-16-0	42-20-2
OFFENSE PLAYS-YARDS	78-427	81-460
Fumble Returns-Yards	0-0	0-0
Punt Returns-Yards	2-26	3-21
Kickoff Returns-Yards	4-113	1-30
Interception Returns-Yards	2-0	0-0
Punts (Number-Avg)	8-34.2	4-41.2
Fumbles-Lost	0-0	2-2
Penalties-Yards	13-100	11-94
Possession Time	29:15	30:45
Third-Down Conversions	3 of 15	8 of 16
Fourth-Down Conversions	2 of 3	1 of 3
Red-Zone Scores-Chances	3-4	3-5
Sacks By: Number-Yards	2-14	3-32

Individual Statistics:

RUSHING: Missouri Western-Cooper,Michael 14-91; Pitts,Derrick 18-41; Hewitt,Quinnell 4-38; Theus,LaMont 5-21; Leong,Javon 1-minus 2. Washburn-Hickel,Dustin 12-67; Huelsman,Chris 15-52; Humphrey,Darryl 4-16; Lehman,Cason 2-3; Benning,Dawight 3-2; Sissom,Sam 1-2; Ichabods 2-minus 1.

PASSING: Missouri Western-Cooper,Michael 16-35-0-238; Pitts,Derrick 0-1-0-0. Washburn-Hickel,Dustin 20-42-2-319.

RECEIVING: Missouri Western-Ziesel,Adam 6-98; Pitts,Darwin 4-69; Leong,Javon 2-33; Antia,Offiong 2-28; Theus,LaMont 1-6; Pitts,Derrick 1-4. Washburn-Sissom,Sam 8-91; Odupitan,Mike 5-119; Lehman,Cason 4-92; Benning,Dawight 2-14; Scott,Jeff 1-3.

Topeka - Nov. 2 - The first game in Moore Bowl on Sept. 28, 1928, was one to forget - a 20-12 loss to William Jewell. The final game in Moore Bowl - a 34-21 win over arch-rival Emporia State will be one to remember. The win snapped an 11-game losing streak to the Hornets dating back to a 59-46 win over ESU in Topeka in 1988. It all came on the day when Washburn had groundbreaking on a new stadium facility at halftime. It was also senior day as eight Ichabods played their final game in Topeka.

The Ichabods did not waste any time jumping ahead of the Hornets on a 67-yard touchdown pass from Dustin Hickel to Mike Odupitan on their first drive of the game. However, the Hornets would take their ensuing drive and march 46 yards on seven plays to knot the score at seven.

The Ichabods would take their next drive and travel 87 yards in 11 plays capped by a Cason Lehman 1-yard touchdown plunge. After pinning the Hornets in their own endzone and forced them to punt, the snap went over the punters head for a safety.

The Ichabods would score again on Sam Sissom's 11th touchdown reception of the season - a 13-yard pass from Hickel.

With 3:24 left in the second quarter, the Hornets would cut the lead to eight at 22-14 on a touchdown run by Tad Hatfield.

After the break, the Ichabods would again score with 7:52 left in the third on a 20-yard touchdown pass from Hickel to Dawight Benning capping a 7-play, 60-yard drive. After the Hornets scored with 2:22 left in the third, the Ichabods would finish the scoring on Hickel's 3-yard scamper for a touchdown to push the score to 34-21.

Hickel would finish the game 12 of 27 passing for 240 yards and three touchdowns while rushing for another score. Odupitan led the 'Bods receiving corps with 113 yards on three receptions while Sissom had four catches for 33 yards and Benning had four for 90 yards.

On defense, the Ichabods forced four Hornet turnovers. Darold Smith had a forced fumble, fumble recovery and an interception to go along with 10 tackles - eight of those solo stops. He also had three pass break ups as well. Joe Corcoran had 12 tackles and an interception and Morgan Dewey had 10 tackles for the 'Bods.

Joe Corcoran had this interception and 12 tackles against ESU in the 'Bods' 34-21 win.



No. 16 Emporia State . . . 21
Washburn 34
 Moore Bowl 2,298

ESU	7	7	7	0	- 21
WU	14	8	6	6	- 34

Scoring Summary:

1st Quarter

12:50 WU - Odupitan, Mike 67 yd pass from Hickel, Dustin (DeKosky, Aaron kick), 4-79 2:10, ESU 0 - WU 7
 08:39 ESU - Paul, Tyler 2 yd run (Gray, Justin kick), 7-46 4:01, ESU 7 - WU 7
 03:54 WU - Lehman, Cason 1 yd run (DeKosky, Aaron kick), 11-87 4:35, ESU 7 - WU 14

2nd Quarter

14:45 WU - Ichabods safety, , ESU 7 - WU 16
 06:44 WU - Sissom, Sam 13 yd pass from Hickel, Dustin (Hickel, Dustin pass failed), 3-19 0:49, ESU 7 - WU 22
 03:24 ESU - Hatfield, Tad 4 yd run (Gray, Justin kick), 8-74 3:10, ESU 14 - WU 22

3rd Quarter

07:52 WU - Benning, Dawight 20 yd pass from Hickel, Dustin (DeKosky, Aaron kick failed), 7-60 3:56, ESU 14 - WU 28
 02:22 ESU - Sanders, Josh 6 yd pass from Hatfield, Tad (Gray, Justin kick), 5-47 2:35, ESU 21 - WU 28

4th Quarter

05:44 WU - Hickel, Dustin 3 yd run (DeKosky, Aaron kick blocked), 6-54 2:23, ESU 21 - WU 34

Team Statistics:	ESU	WU
FIRST DOWNS	18	22
RUSHES-YARDS (NET)	42-184	42-105
PASSING YDS (NET)	180	240
Passes Att-Comp-Int	25-11-3	27-12-0
OFFENSE PLAYS-YARDS	67-364	69-345
Fumble Returns-Yards	0-0	0-0
Punt Returns-Yards	5-42	2-3
Kickoff Returns-Yards	6-141	5-101
Interception Returns-Yards	0-0	3-19
Punts (Number-Avg)	3-36.7	7-42.4
Fumbles-Lost	2-1	0-0
Penalties-Yards	14-130	10-114
Possession Time	28:23	30:20
Third-Down Conversions	4 of 13	3 of 12
Fourth-Down Conversions	1 of 3	1 of 1
Red-Zone Scores-Chances	3-4	4-4
Sacks By: Number-Yards	2-9	1-11

Individual Statistics:

RUSHING: Emporia State-Paul, Tyler 27-158; Perry, Andrae 7-43; Sanders, Josh 2-6; Hatfield, Tad 5-minus 2; Team 1-minus 21.
 Washburn-Huelsman, Chris 14-54; Bland, Rawshawn 4-23; Benning, Dawight 8-17; Hickel, Dustin 9-7; Corcoran, Joe 1-5; Lehman, Cason 2-3; Humphrey, Darryl 1-0; Ichabods 3-minus 4.
PASSING: Emporia State-Hatfield, Tad 11-25-3-180. Washburn-Hickel, Dustin 12-27-0-240.
RECEIVING: Emporia State-Sanders, Josh 3-46; Johnson, Ryan 2-46; Lamb, Louis 2-34; Johnson, Henry 2-20; Kennedy, Jason 1-22; Richard, J.J. 1-12. Washburn- Benning, Dawight 4-90; Sissom, Sam 4-33; Odupitan, Mike 3-113; Zandevakili, And 1-4.



Rolla - Nov. 9 - The Washburn Ichabod defense stonewalled the Miner attack while the Ichabod offense rolled to its highest output of the season in a 49-0 win over Missouri-Rolla. The shutout was the first for the Ichabods since Oct 14, 1999, when the 'Bods shut out Southwest Baptist 36-0 in Bolivar - a span of 36 games.

The Ichabod defense set the tone on the Miners' first possession as on their fourth play from scrimmage, the Ichabods' Grant Gould forced a UMR fumble on the Miners' 33 yard line. Six plays later, WU quarterback Dustin Hickel scampered nine yards for the 'Bods first touchdown.

On the Miners' next series, the Ichabod defense forced another fumble and the Ichabod offense scored another touchdown on Rawshawn Bland's 1-yard touchdown plunge - a two point conversion out of the swinging gate by Cason Lehman put the Ichabods up 15-0.

DaWight Benning rushed for four yards on the fourth play of the second quarter to push the score to 21-0. In the third quarter, freshman Sam Sissom recorded his 12th touchdown reception of the season on a 29-yard touchdown pass from Hickel. The Ichabods would then score 14 points in 20 seconds to end the third quarter to go up 42-0. The first score was a 37-yard touchdown run by Hickel and the second was a 11-yard reverse run by Marcus Miller. Al DeLeon would finish out the scoring for the Ichabods with 13 seconds left in the game on an 8-yard run.

The Ichabods racked up 612 total yards in offense while holding the Miners to 310. Of the 'Bods 612 yards, 361 of them came on the ground - 21 short of the school record set against McPherson in 1995. The 612 yards was 59 yards short of the school record for total offense in


a game. The Ichabods tallied 681 against Rockhurst in 1949. The Ichabods also recorded 31 first downs, two short of the school record of 33 set against Emporia State in 1998.

Hickel led the Ichabod rushing attack with 89 yards and the two rushing touchdowns while DeLeon had eight carries for 84 yards. Hickel passed for 220 yards and one touchdown pass. Hickel recorded overall 319 yards of total offense in three quarters of work as he was relieved by Cason Lehman who finished 4 of 6 for 31 yards. Lehman also had three carries for 27 yards.

Sissom had 72 yards receiving with three catches and the one touchdown.

On defense, the Ichabods were led by Brooks Myers who had eight tackles, a forced fumble and a pass breakup. The Ichabods Joe Corcoran, J.R. Phillips and Corey Crain each had interceptions for the Ichabods as the defense forced five Miner turnovers.

Dustin Hickel averaged 11 yards a carry and passed for 220 yards and one touchdown with 319 yards in total offense in a 49-0 win over UMR.



Washburn 49
Missouri-Rolla. 0
 Allgood-Bailey Stadium . . . 900

WU	15	6	21	7	-	49
UMR	0	0	0	0	-	0

Scoring Summary:

1st Quarter

10:16 WU - Hickel,Dustin 9 yd run (DeKosky,Aaron kick), 6-34 2:40, WU 7 - UMR 0

04:03 WU - Bland,Rawshawn 1 yd run (Lehman,Cason rush), 5-55 2:17, WU 15 - UMR 0

2nd Quarter

14:01 WU - Benning,Dawight 4 yd run (Lehman,Cason rush failed), 10-63 2:40, WU 21 - UMR 0

3rd Quarter

08:53 WU - Sissom,Sam 29 yd pass from Hickel,Dustin (DeKosky,Aaron kick), 6-43 2:50, WU 28 - UMR 0

00:20 WU - Hickel,Dustin 37 yd run (DeKosky,Aaron kick), 5-81 1:18, WU 35 - UMR 0

00:00 WU - Miller,Marcus 11 yd run (DeKosky,Aaron kick), 1-11 0:01, WU 42 - UMR 0

4th Quarter

00:13 WU - DeLeon,Al 8 yd run (DeKosky,Aaron kick), 10-71 5:13, WU 49 - UMR 0

Team Statistics:	WU	UMR
FIRST DOWNS	31	22
RUSHES-YARDS (NET)	51-361	45-178
PASSING YDS (NET)	251	132
Passes Att-Comp-Int	26-15-0	29-10-3
OFFENSE PLAYS-YARDS	77-612	74-310
Fumble Returns-Yards	0-0	0-0
Punt Returns-Yards	0-0	0-0
Kickoff Returns-Yards	0-0	6-125
Interception Returns-Yards	3-30	0-0
Punts (Number-Avg)	1-37.0	3-31.3
Fumbles-Lost	1-1	4-2
Penalties-Yards	8-75	6-42
Possession Time	30:53	29:07
Third-Down Conversions	6 of 10	4 of 13
Fourth-Down Conversions	2 of 3	1 of 5
Red-Zone Scores-Chances	5-6	0-0
Sacks By: Number-Yards	2-14	0-0

Individual Statistics:

RUSHING: Washburn-Hickel,Dustin 8-89; DeLeon,Al 8-84; Benning,Dawight 10-48; Huelsman,Chris 6-35; Humphrey,Darryl 7-29; Lehman,Cason 3-27; Allison,Joe 4-20; Bland,Rawshawn 4-18; Miller,Marcus 1-11. Missouri-Rolla-Davis,Damon 20-85; Miller,Keenan 8-47; Lester,Dan 10-43; Smith,Antwan 1-3; Brown,Scott 6-0.
PASSING: Washburn-Hickel,Dustin 11-20-0 220; Lehman,Cason 4-6-0-31. Missouri-Rolla-Brown,Scott 10-29-3-132.
RECEIVING: Washburn-Sissom,Sam 3-72; Benning,Dawight 3-38; Lehman,Cason 2-49; Zandevakili,And 2-35; Scott,Jeff 2-20; Barth,Jacob 1-24; Bland,Rawshawn 1-9; Fowler,Kyle 1-4.
 Missouri-Rolla-Drussa,Cole 2-45; Moss,Clint 2-30; Smith,Antwan 2-29; Fischer,Brett 2-22; Boyer,Darron 1-9; Davis,Damon 1-minus 3.

Bolivar - Nov. 16 - The Washburn Ichabods finished the season with a 26-20 loss to Southwest Baptist in Bolivar, Mo. Both teams finished the season with 3-8 records. The Ichabods finished the MIAA slate 3-6 while the Bearcats were 2-7.

SBU jumped on the scoreboard first on a 27-yard field goal. The Ichabods would then come back and take the lead on a Dustin Hickel 2-yard touchdown run.

On SBU's following series, the Bearcats would march 84 yards in eight plays to take a 11-7 lead. Hickel would lead the Ichabods back before the half hooking up with Mike Odupitan on a 7-yard touchdown pass.


The Bearcats would score the next two touchdowns to go up 26-13. Hickel would throw another touchdown pass to DaWight Benning to cut the lead 26-20 with 29 seconds left in the game. The attempt to recover the onsides kick failed and SBU would take a knee and run out the clock.

Hickel finished the game with 136 yards passing with two touchdowns. He also ran for 18 yards on 10 carries and one touchdown.

DaWight Benning led the Ichabods on the ground with 36 yards on seven attempts and 39 yards in receptions on five catches.

Brooks Myers led the Ichabod defense with 13 tackles, including two for loss and one fumble recovery. Grant Gould had 12 stops with an interception return of 20 yards.

DaWight Benning had this touchdown and 36 yards rushing in the Ichabods' 2002 finale.



Washburn 20
Southwest Baptist 26
 Plaster Stadium 1,459

WU	7	6	0	7	- 20
SBU	3	8	8	7	- 26

Scoring Summary:

1st Quarter

10:45 SBU - Mattson, Steve 27 yd field goal, 9-58 4:15,
 WU 0 - SBU 3

01:13 WU - Hickel, Dustin 2 yd run (DeKosky, Aaron
 kick), 4-11 1:50, WU 7 - SBU 3

2nd Quarter

09:37 SBU - Rodgers, David 20 yd pass from
 Schuck, Mark (Sundberg, Dan pass), 8-84 4:03, WU
 7 - SBU 11

01:55 WU - Odupitan, Mike 7 yd pass from
 Hickel, Dustin (DeKosky, Aaron kick failed), 2-8 0:38,
 WU 13 - SBU 11

3rd Quarter

08:31 SBU - Kirven, Marco 8 yd run (Green, Marc pass),
 9-59 4:52, WU 13 - SBU 19

4th Quarter

01:42 SBU - Rodgers, David 3 yd pass from Lowe, Chris
 (Mattson, Steve kick), 2-4 0:10, WU 13 - SBU 26

00:29 WU - Benning, Dawight 4 yd pass from
 Hickel, Dustin (DeKosky, Aaron kick), 8-56 1:13, WU
 20 - SBU 26

Team Statistics:	WU	SBU
FIRST DOWNS	11	21
RUSHES-YARDS (NET)	32-99	45-131
PASSING YDS (NET)	136	252
Passes Att-Comp-Int	34-13-1	36-25-1
OFFENSE PLAYS-YARDS	66-235	81-383
Fumble Returns-Yards	1-0	1-39
Punt Returns-Yards	0-0	3-7
Kickoff Returns-Yards	1-19	3-30
Interception Returns-Yards	1-20	1-20
Punts (Number-Avg)	7-41.1	6-27.5
Fumbles-Lost	2-2	3-2
Penalties-Yards	5-28	9-55
Possession Time	21:35	38:25
Third-Down Conversions	3 of 15	9 of 19
Fourth-Down Conversions	2 of 5	0 of 2
Red-Zone Scores-Chances	0-0	0-0
Sacks By: Number-Yards	0-0	2-3

Individual Statistics:

RUSHING: Washburn-Benning, Dawight 7-36;
 Huelsman, Chris 5-26; Hickel, Dustin 10-18;
 DeLeon, Al 6-14; Bland, Rawshawn 3-5;
 Ichabods 1-0. Southwest Baptist-
 Kirven, Marco 30-140; Schuck, Mark 2-15;
 Lowe, Chris 4-10; Dunn, Nathan 3-2;
 Anding, Rusty 2-1; Mattson, Steve 1-minus
 10; Whitley, Kevin 2-minus 13; Berquist, J. 1-
 minus 14.

PASSING: Washburn-Hickel, Dustin 13-34-1-
 136. Southwest Baptist-Lowe, Chris 19-26-1-
 161; Schuck, Mark 6-10-0-91.

RECEIVING: Washburn-Benning, Dawight 5-39;
 Lehman, Cason 3-48; Odupitan, Mike 2-19;
 Zandevakili, And 1-15; Scott, Jeff 1-8;
 Bland, Rawshawn 1-7. Southwest Baptist-
 Green, Marc 9-105; Whitley, Kevin 5-30;
 Sepanski, David 3-56; Rodgers, David 3-35;
 Anding, Rusty 2-15; Kirven, Marco 2-0;
 Bull, Cody 1-11.

2002 SUPERLATIVES/STARTING LINEUPS

Individual Highs

Rushes	22	Dustin Hickel at Truman State
Yards Rushing	104	Dustin Hickel at Truman State
TD Rushes	2	Dustin Hickel at Missouri-Rolla
Pass attempts	42	Dustin Hickel vs Missouri Western
Pass completions	20	Dustin Hickel vs Missouri Western
Yards Passing	319	Dustin Hickel vs Missouri Western
TD Passes	4	Dustin Hickel vs Missouri Western
Total Offensive Plays	54	Dustin Hickel vs Missouri Western
Total Offensive Yds.	386	Dustin Hickel vs Missouri Western
Receptions	8	Sam Sissom vs Missouri Western
Yards Receiving	179	Sam Sissom at Missouri Southern
TD Receptions	3	Sam Sissom vs MSSC and MWSC
Points Scored	21	Sam Sissom vs MSSC and MWSC
Touchdowns	3	Sam Sissom vs MSSC and MWSC
Field Goals	1	Aaron DeKosky vs Wisconsin-La Crosse
PATs	5	Aaron DeKosky at Missouri-Rolla
Punts	9	Eric Roth vs Wisconsin-La Crosse
Punting Avg	54.7	Eric Roth at Fort Hays State
Total Tackles	20	Joe Corcoran vs Northwest Mo. St.
Solo Tackles	13	Joe Corcoran vs Northwest Mo. St.
QB Sacks	2.0	Josh Looney vs Missouri Western
Tackles For Loss	4.0	Josh Looney vs Missouri Western
Interceptions	2	Darold Smith at Truman State
Int. Return Yards	30	Corey Crain at Missouri-Rolla
Forced Fumbles	2	Corey Crain vs Wisconsin-La Crosse

Individual Long Plays

Long Rush	37*	Dustin Hickel at Missouri-Rolla
Long Pass	68*	Dustin Hickel at Central Mo. St.
Long Reception	68*	Mike Odupitan at Central Mo. St.
Long Field Goal	36	Aaron DeKosky vs Wisconsin-La Crosse
Long Punt	65	Eric Roth vs Pittsburg St.
Long Punt Return	11	Patrick Hayes vs Wisconsin-La Crosse
		Chris Huelsman at Missouri Southern
		Chris Huelsman vs Missouri Western
Long Kickoff Return	43	Bobby Nelson vs Emporia State

* Scored Touchdown on the play

Team Highs

Washburn

Opponents

Rushes	51 at UMR	58 by FHSU; PSU
Low	27 at FHSU	25 by CMSU
Yards Rushing	361 at UMR	335 by PSU
Low	56 vs PSU	25 by CMSU
Yards Per Rush	7.1 at UMR	7.0 by MSSC
Low	1.8 vs PSU	1.9 by CMSU
TD Rushes	6 at UMR	5 by PSU
Low	0 vs MWSC, UWL, CMSU	0 by UMR
Pass attempts	42 vs MWSC	50 by NWMSU
Low	25 vs NWMSU	14 by PSU
Pass completions	20 vs MWSC	35 by NWMSU
Low	10 vs UWL	6 by PSU
Yards Passing	319 vs MWSC	393 by NWMSU
Low	136 at SBU	132 by UMR
Yards Per Pass	10.6 vs NWMSU	11.4 by UWL
Low	4.0 at SBU	4.6 by UMR
TD Passes	4 vs MWSC	6 by CMSU
Low	1 vs UWL, PSU, NWMSU, UMR	0 by UMR
Total Plays	81 vs MWSC	88 by NWMSU
Low	55 at FHSU	51 by CMSU
Total Offense	612 at UMR	646 by MSSC
Low	235 at SBU	310 by UMR
Yards Per Play	7.9 at UMR	7.9 by MSSC
Low	3.2 vs PSU	4.2 by UMR
Points	49 at UMR	55 by CMSU
Low	13 vs NWMSU	0 by UMR
Sacks By	3 vs MWSC	4 by CMSU
Low	0 vs FHSU, PSU, MSSC, NWMSU, SBU	0 by UMR
First Downs	31 at UMR	34 by NWMSU
Low	11 at SBU	13 by CMSU
Penalties	11 vs MWSC	14 by ESU
Low	4 at FHSU	5 by NWMSU
Penalty Yards	114 vs ESU	130 by ESU
Low	28 at SBU	30 by NWMSU
Turnovers	6 at CMSU	5 by UMR
Low	0 at MSSC	0 by MWSC
Interceptions By	3 at TSU; vs ESU	4 by PSU; by CMSU
Low	0 vs UWL, FHSU, PSU, CMSU, MWSC	0 by FHSU, MSSC, ESU, UMR

2002 Starting Lineups

Offense	TE	LT	LG	C	RG	RT	WR	WR	QB	FB	TB	PK
UWL	Barth	Watts	McKinley	Pierce	Toby	Young	Benning	Hickel	Schuerman	Bland	Humphrey	DeKosky
at FHSU	Barth	Watts	McKinley	Pierce	Toby	Young	Benning	Fowler	Hickel	Bland	Humphrey	DeKosky
PSU	Scott	Watts	McKinley	Pierce	N. Smith	Young	Benning	Fowler	Hickel	Bland	Lawrence	DeKosky
at MSSC	Barth	Watts	McKinley	Pierce	N. Smith	Young	Benning	Lehman	Hickel	Bland	Lawrence	DeKosky
NWMSU	Scott	Watts	McKinley	Pierce	N. Smith	Young	Lehman	Sissom	Hickel	Bland	Lawrence	DeKosky
at TSU	Barth	Watts	Toby	Pierce	N. Smith	Young	Benning	Sissom	Hickel	Bland	Lawrence	DeKosky
at CMSU	Scott	Watts	Durler	Pierce	Toby	N. Smith	Benning	Sissom	Hickel	Barth(TE)	Zandevakili	DeKosky
MWSC	Barth	Watts	Durler	Pierce	Tatum	Young	Benning	Sissom	Hickel	Allison	Huelsman	DeKosky
ESU	Barth	Watts	Durler	Pierce	Tatum	Young	Benning	Sissom	Hickel	Scott(TE)	Huelsman	DeKosky
at UMR	Barth	Watts	Durler	Pierce	Tatum	Young	Benning	Sissom	Hickel	Allison	Huelsman	DeKosky
at SBU	Scott	Watts	Durler	Pierce	Tatum	Young	Benning	Lehman	Hickel	Scott(TE)	Huelsman	DeKosky

Defense	DE	DT	NG	DE	OLB	ILB	ILB	OLB	RCB	LCB	FS	P
UWL	Taylor	Gonzales	Mayes	Kitchener	Myers	Minikwu	Dewey	Wimpy	Crain	D. Smith	Corcoran	Roth
at FHSU	Taylor	Kelley	Mayes	Kitchener	Myers	Minikwu	Dewey	Looney	Crain	D. Smith	Corcoran	Roth
PSU	Taylor	Mayes	Gordon	Kitchener	Myers	Minikwu	Dewey	Looney	Crain	D. Smith	Corcoran	Roth
at MSSC	Taylor	Mayes	Gordon	Kitchener	Myers	Minikwu	Dewey	Looney	Crain	D. Smith	Corcoran	Roth
NWMSU	Taylor	Gonzales	Gordon	Kitchener	Myers	Gould	Dewey	Looney	Crain	D. Smith	Corcoran	Roth
at TSU	Taylor	Mayes	Gordon	Kitchener	Myers	Gould	Dewey	Looney	Crain	D. Smith	Corcoran	Roth
at CMSU	Cobb	Gonzales	Gordon	Kitchener	Myers	Gould	Dewey	Looney	Crain	D. Smith	Corcoran	Roth
MWSC	Mayes	Kelley	Gordon	Cobb	Myers	Gould	Dewey	Looney	Crain	D. Smith	Corcoran	Roth
ESU	Cobb	Mayes	Gordon	Kitchener	Myers	Gould	Dewey	Looney	Crain	D. Smith	Corcoran	Roth
at UMR	Cobb	Mayes	Gordon	Kitchener	Myers	Gould	Dewey	Looney	Crain	D. Smith	Corcoran	Roth
at SBU	Barth	Mayes	Gordon	Cobb	Myers	Gould	Dewey	Looney	Crain	D. Smith	Corcoran	Roth

2002 Results (3-8, 3-6 MIAA)

Date	Opponent	Score	Time	Attend
Sept. 7	WISCONSIN-LA CROSSE	L, 17-31	3:10	3317
Sept. 14	at Fort Hays State	L, 29-37	2:42	2945
*Sept. 21	#3 PITTSBURG ST.	L, 14-47	2:53	4273
*Sept. 28	at Missouri Southern	L, 28-52	3:05	5237
*Oct. 5	#6 NORTHWEST MISSOURI	L, 13-48	2:55	3920
*Oct. 12	at Truman State	W, 26-21	2:55	3207
*Oct. 19	at #8 Central Missouri	L, 21-55	2:55	2703
*Oct. 26	MISSOURI WESTERN	L2OT, 28-34	3:30	3875
*Nov. 2	#16 EMPORIA STATE	W, 34-21	3:04	2298
*Nov. 9	at Missouri-Rolla	W, 49-0	2:51	900
*Nov. 16	at Southwest Baptist	L, 20-26	3:01	1459

* indicates MIAA Game

Team Statistics

	WU	OPP
SCORING	279	372
Points Per Game	25.4	33.8
FIRST DOWNS	210	250
Rushing	97	115
Passing	96	119
Penalty	17	16
RUSHING YARDAGE	1525	2128
Yards gained rushing	1838	2413
Yards lost rushing	313	285
Rushing Attempts	411	483
Average Per Rush	3.7	4.4
Average Per Game	138.6	193.5
TDs Rushing	15	21
PASSING YARDAGE	2447	2621
Att-Cmp-Int	342-161-16	332-196-12
Average Per Pass	7.2	7.9
Average Per Catch	15.2	13.4
Average Per Game	222.5	238.3
TDs Passing	24	29
TOTAL OFFENSE	3972	4749
Total Plays	753	815
Average Per Play	5.3	5.8
Average Per Game	361.1	431.7
KICK RETURNS: #-YARDS	42-854	44-827
KICK RETURN AVERAGE	20.3	18.8
PUNT RETURNS: #-YARDS	20-114	29-277
PUNT RETURN AVERAGE	5.7	9.6
INT RETURNS: #-YARDS	12-78	16-205
INT RETURN AVERAGE	6.5	12.8
FUMBLES-LOST	20-11	23-12
PENALTIES-YARDS	83-756	96-770
Average Per Game	68.7	70.0
PUNTS-YARDS	54-2287	45-1570
Average Per Punt	42.4	34.9
Net punt average	37.2	32.4
TIME OF POSSESSION/GAME	27:57	31:56
3RD-DOWN CONVERSIONS	58/154	68/157
3rd-Down Pct	38%	43%
4TH-DOWN CONVERSIONS	14/32	12/28
4th-Down Pct	44%	43%
SACKS BY-YARDS	10-76	20-123
MISC YARDS	0	39
TOUCHDOWNS SCORED	40	51
FIELD GOALS-ATTEMPTS	1-3	5-9
PAT-ATTEMPTS	24-31	43-48
ATTENDANCE	17683	16451
Games/Avg Per Game	5/3537	6/2742

SCORE BY QUARTERS

	1st	2nd	3rd	4th	OT	Total
Washburn	66	75	46	85	7	279
Opponents	103	98	68	90	13	372

Offensive Statistics

Rushing	GP	Att	Gain	Loss	Net	Avg	TD	Long	Avg/G
Hickel,Dustin	11	110	567	156	411	3.7	7	37	37.4
Huelsman,Chris	11	54	234	12	222	4.1	0	19	20.2
Benning,Dawight	11	38	218	19	199	5.2	3	34	18.1
DeLeon,Al	6	34	179	7	172	5.1	1	15	28.7
Lawrence,Jake	9	47	139	15	124	2.6	0	12	13.8
Humphrey,Darryl	9	39	152	31	121	3.1	0	17	13.4
Bland,Rawshaw	10	31	114	1	113	3.6	1	13	11.3
Lehman,Cason	11	28	125	34	91	3.2	2	36	8.3
Zandevakili,And	10	10	53	2	51	5.1	0	14	5.1
Allison,Joe	8	5	22	0	22	4.4	0	10	2.8
Odupitan,Mike	9	1	14	0	14	14.0	0	14	1.6
Miller,Marcus	8	1	11	0	11	11.0	1	11	1.4
Schuerman,Tyler	1	1	3	0	3	3.0	0	3	3.0
Sissom,Sam	10	1	2	0	2	2.0	0	2	0.2
Corcoran,Joe	11	2	5	8	-3	-1.5	0	5	-0.3
Ichabods	7	9	0	28	-28	-3.1	0	0	-4.0

Total	11	411	1838	313	1525	3.7	15	37	138.6
Opponents	11	483	2413	285	2128	4.4	21	44	193.5

PASSING

	G	Effic	Att-Cmp-Int	Pct	Yds	TD	Lng	Avg/G
Hickel,Dustin	11	119.72	308-142-12	46.1	2160	21	68	196.4
Lehman,Cason	11	133.01	32-18-3	56.2	246	3	39	22.4
Benning,Dawight	11	122.20	2-1-1	50.0	41	0	41	3.7
Total	11	120.98	342-161-16	47.1	2447	24	68	222.5
Opponents	11	146.95	332-196-12	59.0	2621	29	77	238.3

RECEIVING

	G	No.	Yds	Avg	TD	Long	Avg/G
Sissom,Sam	10	41	719	17.5	12	63	71.9
Benning,Dawight	11	41	617	15.0	6	55	56.1
Odupitan,Mike	9	18	394	21.9	4	68	43.8
Lehman,Cason	11	18	360	20.0	1	44	32.7
Scott,Jeff	11	11	77	7.0	0	23	7.0
Zandevakili,And	10	8	66	8.2	0	28	6.6
Barth,Jacob	11	6	94	15.7	1	26	8.5
Huelsman,Chris	11	4	36	9.0	0	32	3.3
Humphrey,Darryl	9	3	26	8.7	0	12	2.9
Miller,Marcus	8	3	16	5.3	0	8	2.0
Bland,Rawshaw	10	2	16	8.0	0	9	1.6
Fowler,Kyle	9	2	15	7.5	0	11	1.7
Lawrence,Jake	9	2	-2	-1.0	0	3	-0.2
Hoytal,John	9	1	15	15.0	0	15	1.7
Hickel,Dustin	11	1	-2	-2.0	0	0	-0.2
Total	11	161	2447	15.2	24	68	222.5
Opponents	11	196	2621	13.4	29	77	238.3

PUNT RETURNS

	No.	Yds	Avg	TD	Long
Huelsman,Chris	14	71	5.1	0	11
Hayes,Patrick	4	33	8.2	0	11
Nelson,Bobby	1	10	10.0	0	0
Odupitan,Mike	1	0	0.0	0	0
Myers,Brooks	0	0	0.0	1	0
Total	20	114	5.7	1	11
Opponents	29	277	9.6	0	43

INTERCEPTIONS

	No.	Yds	Avg	TD	Long
Corcoran,Joe	4	18	4.5	0	15
Smith,Darold	4	6	1.5	0	6
Gould,Grant	2	24	12.0	0	20
Crain,Corey	1	30	30.0	0	30
Phillips,J.R.	1	0	0.0	0	0
Total	12	78	6.5	0	30
Opponents	16	205	12.8	1	81

2002 ICHABOD STATISTICS

KICK RETURNS	No.	Yds	Avg	TD	Long
Huelsman,Chris	19	435	22.9	0	39
Phillips,J.R.	6	132	22.0	0	33
Nelson,Bobby	5	86	17.2	0	43
Odupitan,Mike	4	78	19.5	0	27
Crain,Corey	3	61	20.3	0	24
Meyer,Blake	1	8	8.0	0	8
Miller,Marcus	1	17	17.0	0	17
Myers,Brooks	1	9	9.0	0	9
Humphrey,Darryl	1	13	13.0	0	13
Allison,Joe	1	15	15.0	0	15
Total	42	854	20.3	0	43
Opponents	44	827	18.8	0	48

FUMBLE RETURNS	No.	Yds	Avg	TD	Long
Corcoran,Joe	1	0	0.0	0	0
Total	1	0	0.0	0	0
Opponents	1	39	39.0	0	39

SCORING	TD	FGs	PAT Kick	PAT Rush	PAT Rcv	PAT Pass	Saf	Points
Sissom,Sam	12	0-0	0-0	0-0	1	0-0	0	74
Benning,Dawight	9	0-0	0-0	0-0	0	0-0	0	54
Hickel,Dustin	7	0-0	0-0	0-0	0	2-5	0	42
DeKosky,Aaron	0	1-3	24-31	0-0	0	0-0	0	27
Lehman,Cason	3	0-0	0-0	3-4	1	0-0	0	26
Odupitan,Mike	4	0-0	0-0	0-0	0	0-0	0	24
Barth,Jacob	1	0-0	0-0	0-0	0	0-0	0	6
Miller,Marcus	1	0-0	0-0	0-0	0	0-0	0	6
Myers,Brooks	1	0-0	0-0	0-0	0	0-0	0	6
DeLeon,Al	1	0-0	0-0	0-0	0	0-0	0	6
Bland,Rawshaw	1	0-0	0-0	0-0	0	0-0	0	6
Ichabods	0	0-0	0-0	0-0	0	0-0	1	2
Crain,Corey	0	0-0	0-0	0-0	0	0-0	0	0
Total	40	1-3	24-31	3-4	2	2-5	1	279
Opponents	51	5-9	43-48	0-0	3	3-3	1	372

TOTAL OFFENSE	G	Plays	Rush	Pass	Total	Avg/G
Hickel,Dustin	11	418	411	2160	2571	233.7
Lehman,Cason	11	60	91	246	337	30.6
Benning,Dawight	11	40	199	41	240	21.8
Huelsman,Chris	11	54	222	0	222	20.2
DeLeon,Al	6	34	172	0	172	28.7
Lawrence,Jake	9	47	124	0	124	13.8
Humphrey,Darryl	9	39	121	0	121	13.4
Bland,Rawshaw	10	31	113	0	113	11.3
Zandevakili,And	10	10	51	0	51	5.1
Allison,Joe	8	5	22	0	22	2.8
Odupitan,Mike	9	1	14	0	14	1.6
Miller,Marcus	8	1	11	0	11	1.4
Schuerman,Tyler	1	1	3	0	3	3.0
Sissom,Sam	10	1	2	0	2	0.2
Corcoran,Joe	11	2	-3	0	-3	-0.3
Ichabods	7	9	-28	0	-28	-4.0
Total	11	753	1525	2447	3972	361.1
Opponents	11	815	2128	2621	4749	431.7

FIELD GOALS	FGM-FGA	Pct	01-19	20-29	30-39	40-49	Lg	Blk
DeKosky,Aaron	1-3	33.3	0-0	0-1	1-2	0-0	36	1
Field Goal sequence: (36), 28, 30								
Numbers in (parentheses) indicate field goal was made.								

PUNTING	No.	Yds	Avg	Long	TB	FC	I20	Blkd
Roth,Eric	53	2252	42.5	65	3	5	20	0
Ichabods	1	35	35.0	35	0	0	0	1
Total	54	2287	42.4	65	3	5	20	1
Opponents	45	1570	34.9	49	3	6	9	1

ALL PURPOSE	G	Rush	Rec	PR	KOR	IR	Tot	Avg/G
Benning,Dawight	11	199	617	0	0	0	816	74.2
Huelsman,Chris	11	222	36	71	435	0	764	69.5
Sissom,Sam	10	2	719	0	0	0	721	72.1
Odupitan,Mike	9	14	394	0	78	0	486	54.0
Lehman,Cason	11	91	360	0	0	0	451	41.0
Hickel,Dustin	11	411	-2	0	0	0	409	37.2
DeLeon,Al	6	172	0	0	0	0	172	28.7
Humphrey,Darryl	9	121	26	0	13	0	160	17.8
Phillips,J.R.	10	0	0	0	132	0	132	13.2
Bland,Rawshaw	10	113	16	0	0	0	129	12.9
Lawrence,Jake	9	124	-2	0	0	0	122	13.6
Zandevakili,And	10	51	66	0	0	0	117	11.7
Nelson,Bobby	11	0	0	10	86	0	96	8.7
Barth,Jacob	11	0	94	0	0	0	94	8.5
Crain,Corey	11	0	0	0	61	30	91	8.3
Others	11	5	123	33	49	42	252	22.9
Total	11	1525	2447	114	854	78	5018	456.2
Opponents	11	2128	2621	277	827	205	6058	550.7

Defensive Statistics

	GP	UT	AT	TT	TFL	Sacks	Int-Yds	PD	QBH	FR-Yds	FF	BLK	Saf
J. Corcoran	11	60	65	125	5-7		4-18	4		1-0	2		
G. Gould	11	48	45	93	7-19		2-24	1		1-0	1		
M. Dewey	11	43	49	92	12-36	2-14		2		1-0	2		
B. Myers	11	43	45	88	9-15			3		1-0	1		
D. Smith	11	35	31	66	3-11		4-6	11		1-0	2		
J. Looney	11	30	32	62	7-36	2-25		3					
C. Gordon	11	10	33	43	5-15	1-6				2-0	1		
E. Taylor	6	18	22	40	3-12								
M. Kitchener	9	6	31	37	3-12	2-9							
C. Crain	11	20	14	34			1-30	4		1-0	2		
T. Minikwu	9	13	19	32	2-7								
T. Cobb	11	10	17	27	2-6	1-0				1-0			
B. Kobuszewski	11	7	19	26	1-3								
B. Nelson	11	16	7	23				1		1-0	1	1	
B. Kelley	10	4	15	19	2-1								
J. Mayes	10	8	7	15	5-11								
J. Barth	11	7	8	15	3-19	2-18							
A. Smith	10	5	9	14	1-0								
B. Meyer	9	7	7	14									
R. Gonzales	5	3	9	12	1-4	1-4				2-0	1		
L. Army	8	3	8	11									
J.R. Phillips	10	7	3	10			1-0						
M. Jackson	10	3	3	6									
J. Scott	11	3	2	5									
E. Roth	11	4	1	5									
J. Lawrence	9		3	3									
S. Kuszak	6	1	1	2									
D. Benning	11	2		2									
P. Hayes	1		2	2									
J. Wimpy	1	1	1	2				2					
A. DeLeon	6	1		1									
A. Toby	9		1	1									
J. Hoytal	9	1		1									
C. Huelsman	11	1		1									
Ichabods	7												1
Total	11	418	511	92972-21710-76	12-78	31				12-0	13	1	1
Opponents	11	388	344	73282-26020-12316-20540						4	11-39	13	2

Game By Game Rushing

	No-Yds/TD	UWL	FHSU	PSU	MSSC	NWMSU	TSU	CMSU	MWSC	ESU	UMR	SBU
Hickel,Dustin QB	110-411/7	14-27/0	7-31/0	9-39/1	10-27/0	7-9/1	22-104/1	2-7/0	12-67/0	9-7/1	8-89/2	10-18/1
Huelsman,Chris WR	54-222/0	1-6/0	-	-	-	-	2-6/0	11-43/0	15-52/0	14-54/0	6-35/0	5-26/0
Benning,Dawight WR	38-199/3	1-9/0	1-30/1	-	-	2-1/0	3-41/1	3-15/0	3-2/0	8-17/0	10-48/1	7-36/0
Deleon,Al RB	34-172/1	DNP	6-31/0	DNP	8-38/0	6-5/0	DNP	DNP	-	DNP	8-84/1	6-14/0
Lawrence,Jake RB	47-124/0	-	3-19/0	14-23/0	13-55/0	6-6/0	10-22/0	1-1/0	DNP	DNP	-	-
Humphrey,Darryl RB	39-121/0	6-2/0	5-6/0	-	2-8/0	6-29/0	DNP	8-31/0	4-16/0	1-0/0	7-29/0	DNP
Bland,Rawshawn FB	31-113/1	4-9/0	-	5-21/0	-	-	6-14/0	5-23/0	DNP	4-23/0	4-18/1	3-5/0
Lehman,Cason QB	28-91/2	-	1-0/0	1-8/0	1-2/1	3-14/0	4-37/0	11-13/0	2-3/0	2-3/1	3-27/0	-
Zandevakili,And RB	10-51/0	5-35/0	3-2/0	-	-	1-7/0	1-7/0	DNP	-	-	-	-
Allison,Joe FB	5-22/0	-	-	1-2/0	-	DNP	-	DNP	-	-	4-20/0	DNP
Odupitan,Mike WR	1-14/0	-	-	DNP	-	-	-	1-14/0	-	-	DNP	-
Miller,Marcus WR	1-11/1	DNP	-	-	-	-	DNP	DNP	-	-	1-11/1	-
Schuerman,Tyler QB	1-3/0	1-3/0	DNP	DNP	DNP	DNP	DNP	DNP	DNP	DNP	DNP	DNP
Sissom,Sam WR	1-2/0	-	-	-	-	-	-	-	1-2/0	-	-	DNP
Corcoran,Joe	2-3/0	-	1-8/0	-	-	-	-	-	-	1-5/0	-	-
Ichabods	9-28/0	DNP	DNP	2-21/0	DNP	-	1-2/0	-	2-1/0	3-4/0	DNP	1-0/0

Game By Game Receiving

	No-Yds/TD	UWL	FHSU	PSU	MSSC	NWMSU	TSU	CMSU	MWSC	ESU	UMR	SBU
Sissom,Sam WR	41-719/12	3-59/0	3-25/2	2-12/0	5-179/3	3-101/0	7-93/2	3-54/0	8-91/3	4-33/1	3-72/1	DNP
Benning,Dawight WR	41-617/6	5-86/1	4-79/1	3-59/0	2-9/0	3-36/0	4-79/0	6-88/2	2-14/0	4-90/1	3-38/0	5-39/1
Odupitan,Mike WR	18-394/4	-	-	DNP	1-11/0	3-44/1	1-2/0	3-86/1	5-119/0	3-113/1	DNP	2-19/1
Lehman,Cason QB	18-360/1	-	2-46/0	4-56/0	1-19/0	1-41/0	1-9/0	-	4-92/1	-	2-49/0	3-48/0
Barth,Jacob TE	6-94/1	-	1-6/0	1-26/1	-	1-17/0	1-10/0	1-11/0	-	-	1-24/0	-
Scott,Jeff TE	11-77/0	-	-	1-6/0	2-13/0	2-2/0	1-23/0	1-14/0	1-3/0	-	2-20/0	1-8/0
Zandevakili,And RB	8-66/0	1-1/0	1-3/0	1-1/0	-	1-13/0	-	DNP	-	1-4/0	2-35/0	1-15/0
Huelsman,Chris WR	4-36/0	-	3-40/0	-	-	-	-	1-4/0	-	-	-	-
Humphrey,Darryl RB	3-26/0	1-7/0	1-12/0	-	1-7/0	-	DNP	-	-	-	-	DNP
Bland,Rawshawn FB	2-16/0	-	-	-	-	-	-	-	DNP	-	1-9/0	1-7/0
Miller,Marcus WR	3-16/0	DNP	1-0/0	1-8/0	1-8/0	-	DNP	DNP	-	-	-	-
Fowler,Kyle WR	2-15/0	DNP	-	-	-	1-11/0	-	DNP	-	-	1-4/0	-
Hoytal,John TE	1-15/0	DNP	-	DNP	-	-	-	1-15/0	-	-	-	-
Lawrence,Jake RB	2-2/0	-	-	1-3/0	1-5/0	-	-	-	DNP	DNP	-	-
Hickel,Dustin QB	1-2/0	-	1-2/0	-	-	-	-	-	-	-	-	-

Game By Game Passing

Hickel, Dustin	Att	Comp	Int	Pct	Yards	TD	Long	Sack	Yds
Wisconsin-La Crosse	34	10	2	29.4	153	1	55	2	15
Fort Hays State	27	16	0	59.3	191	2	36	1	9
Pittsburg St.	32	13	3	40.6	151	1	40	1	9
Missouri Southern	29	14	0	48.3	241	3	63	1	3
Northwest Mo. St.	20	11	0	55.0	193	1	59	1	7
Truman State Univ.	29	15	2	51.7	216	2	45	2	15
Central Mo. St.	14	7	2	50.0	100	1	68	1	8
Missouri Western	42	20	2	47.6	319	4	44	2	14
Emporia State	27	12	0	44.4	240	3	67	2	9
Missouri-Rolla	20	11	0	55.0	220	1	35	0	0
Southwest Baptist	34	13	1	38.2	136	2	21	2	3
TOTALS	308	142	12	46.1	2160	21	68	15	92

Lehman, Cason	Att	Comp	Int	Pct	Yards	TD	Long	Sack	Yds
Fort Hays State	1	1	0	100.0	12	1	12	0	0
Pittsburg St.	2	1	0	50.0	8	0	8	1	7
Northwest Mo. St.	4	3	1	75.0	31	0	13	1	3
Central Mo. St.	19	9	2	47.4	164	2	39	3	21
Missouri-Rolla	6	4	0	66.7	31	0	13	0	0
TOTALS	32	18	3	56.2	246	3	39	5	31

Benning, Dawight	Att	Comp	Int	Pct	Yards	TD	Long	Sack	Yds
Pittsburg St.	1	0	1	0.0	0	0	0	0	0
Northwest Mo. St.	1	1	0	100.0	41	0	41	0	0
TOTALS	2	1	1	50.0	41	0	41	0	0

Game By Game Punting

Eric Roth	No	Yds	Avg	Long	TB	FC	50+	120
Wisconsin-La Crosse	9	395	43.9	63	0	1	2	3
Fort Hays State	3	164	54.7	60	0	0	2	1
Pittsburg St.	2	107	53.5	65	0	0	1	1
Missouri Southern	4	190	47.5	57	0	1	3	2
Northwest Mo. St.	6	229	38.2	48	0	0	0	2
Truman State Univ.	6	245	40.8	50	0	0	1	0
Central Mo. St.	4	135	33.8	50	1	1	1	0
Missouri Western	4	165	41.02	44	0	1	0	2
Emporia State	7	297	42.4	49	0	0	0	5
Missouri-Rolla	1	37	37.0	37	0	0	0	1
Southwest Baptist	7	288	41.1	56	1	1	1	3
Totals	53	2252	42.5	65	3	5	11	20

Game By Game Field Goals

Aaron DeKosky	FG	FGA	Long	MPAT	PATA
Wisconsin-La Crosse	1	2	36	2	2
Fort Hays State	0	0	-	3	3
Pittsburg St.	0	0	-	0	1
Missouri Southern	0	0	-	4	4
Northwest Mo. St.	0	0	-	1	2
Truman State Univ.	0	0	-	0	1
Central Mo. St.	0	0	-	1	2
Missouri Western	0	1	-	4	4
Emporia State	0	0	-	2	4
Missouri-Rolla	0	0	-	5	5
Southwest Baptist	0	0	-	2	3
Totals	1	2	36	24	31

Game By Game Tackles

	UA-A	TOT	UWL	FHSU	PSU	MSSC	NWMSU	TSU	CMSU	MWSC	ESU	UMR	SBU
Corcoran,Joe DB	57-67	124	6-5	7-9	5-9	3-5	10-9	7-5	3-3	5-5	4-8	3-3	4-6
Gould,Grant LB	48-45	93	0-5	9-4	5-5	4-3	2-5	6-5	2-3	4-4	4-3	5-3	7-5
Dewey,Morgan LB	43-49	92	3-6	4-3	5-7	6-4	4-8	6-1	3-2	3-4	5-5	3-3	1-6
Myers,Brooks DB	43-45	88	4-2	4-4	2-4	3-4	5-2	6-4	2-6	5-4	3-2	4-5	5-8
Smith,Darold DB	35-31	66	2-2	2-2	3-4	5-5	1-5	5-1	1-1	3-4	8-2	2-2	3-3
Looney,Josh LB	30-32	62	2-1	1-6	1-3	1-3	1-3	5-2	2-2	5-4	2-2	4-2	6-4
Gordon,Chad DT	10-33	43	1-5	2-8	0-1	0-5	0-2	2-0	1-0	0-4	-	3-2	1-6
Taylor,Eric DE	18-22	40	2-3	9-4	1-3	3-3	2-7	1-2	DNP	DNP	DNP	DNP	DNP
Kitchener,Mike DE	6-31	37	0-5	0-6	2-3	2-7	0-3	0-2	2-1	DNP	-	0-4	DNP
Crain,Corey DB	20-14	34	2-1	1-1	0-2	0-3	3-3	3-0	1-1	4-2	1-1	1-0	4-0
Minikwu,Taurence LB	13-19	32	3-5	0-4	3-2	0-2	0-3	DNP	DNP	1-0	4-1	1-0	1-2
Cobb,Terrell LB	10-17	27	1-3	-	-	1-3	1-4	1-1	0-1	1-2	2-1	0-2	3-0
Kobuszewski,Bo LB	7-19	26	0-1	0-3	2-1	1-7	0-4	0-2	0-1	1-0	-	3-0	-
Nelson,Bobby DB	16-7	23	6-3	-	0-1	2-1	0-1	-	-	1-0	3-0	3-0	1-1
Kelley,Bryce DT	4-15	19	0-2	-	2-3	-	-	0-1	0-1	0-6	1-0	1-2	DNP
Barth,Jacob	7-8	15	-	-	1-1	-	-	0-1	1-1	1-2	2-1	-	2-2
Mayes,Jonathan DT	8-7	15	-	0-1	1-1	1-2	1-0	1-0	DNP	1-0	1-2	-	2-1
Smith,Avery DB	5-9	14	-	1-0	-	1-2	1-2	-	0-2	DNP	1-1	0-1	1-1
Meyer,Blake DB	7-7	14	2-2	1-0	-	-	2-2	-	2-2	0-1	DNP	DNP	-
Gonzales,Rolly DT	3-9	12	1-2	DNP	DNP	0-3	-	0-1	2-3	DNP	DNP	DNP	DNP
Army,Leonard DT	3-8	11	DNP	-	2-2	0-1	0-1	1-0	0-2	-	DNP	0-2	DNP
Phillips,J.R. DB	7-3	10	-	-	-	1-1	1-1	1-0	DNP	1-0	1-0	1-1	1-0
Jackson,Mark DB	3-3	6	0-1	-	-	-	-	2-0	0-1	-	1-1	DNP	-
Scott,Jeff	3-2	5	1-0	-	1-0	-	0-1	-	0-1	1-0	-	-	-
Roth,Eric P	4-1	5	0-1	2-0	-	-	-	1-0	-	-	-	1-0	-

Game By Game Sacks

SACKS	UA-A	TOT	UWL	FHSU	PSU	MSSC	NWMSU	TSU	CMSU	MWSC	ESU	UMR	SBU
Kitchener,Mike DE	1-1	2	-	-	-	-	-	1-0	1-9	DNP	-	-	DNP
Looney,Josh LB	2-0	2	-	-	-	-	-	-	-	2-25	-	-	-
Dewey,Morgan LB	2-0	2	-	-	-	-	-	1-6	-	-	-	1-8	-
Barth,Jacob	2-0	2	-	-	-	-	-	-	-	1-7	1-11	-	-
Cobb,Terrell LB	0-1	1	-	-	-	-	-	1-0	-	-	-	-	-
Gordon,Chad DT	1-0	1	-	-	-	-	-	-	-	-	-	1-6	-
Gonzales,Rolly DT	1-0	1	1-4	DNP	DNP	-	-	-	-	DNP	DNP	DNP	DNP

Game By Game Punt Returns

	No-Yds	UWL	FHSU	PSU	MSSC	NWMSU	TSU	CMSU	MWSC	ESU	UMR	SBU
Huelsman,Chris	14-71	1-9	-	1-0	2-16	2-4	1-8	2-10	3-21	2-3	-	-
Hayes,Patrick	4-33	4-33	DNP	DNP	DNP	DNP	DNP	DNP	DNP	DNP	DNP	DNP
Nelson,Bobby	1-10	1-10	-	-	-	-	-	-	-	-	-	-
Odupitan,Mike	1-0	1-0	-	DNP	-	-	-	-	-	-	DNP	-

Game By Game Kick Returns

	No-Yds	UWL	FHSU	PSU	MSSC	NWMSU	TSU	CMSU	MWSC	ESU	UMR	SBU
Huelsman,Chris	19-435	3-85	1-24	4-76	1-20	3-95	3-65	1-8	1-30	2-32	-	-
Phillips,J.R.	6-132	-	1-25	2-49	3-58	-	-	DNP	-	-	-	-
Nelson,Bobby	5-86	-	-	-	-	-	-	1-2	-	3-69	-	1-19
Odupitan,Mike	4-78	1-21	-	DNP	-	-	-	3-57	-	-	DNP	-
Crain,Corey	3-61	1-17	2-44	-	-	-	-	-	-	-	-	-
Miller,Marcus	1-17	DNP	-	-	-	1-17	DNP	DNP	-	-	-	-
Allison,Joe	1-15	-	-	-	1-15	DNP	-	DNP	-	-	-	DNP
Humphrey,Darryl	1-13	-	-	-	-	1-13	DNP	-	-	-	-	DNP
Myers,Brooks	1-9	1-9	-	-	-	-	-	-	-	-	-	-
Meyer,Blake	1-8	-	1-8	-	-	-	-	-	-	DNP	DNP	-

Game By Game Interception Returns

	No-Yds	UWL	FHSU	PSU	MSSC	NWMSU	TSU	CMSU	MWSC	ESU	UMR	SBU
Smith,Darold	4-6	-	-	-	-	1-0	2-6	-	-	1-0	-	-
Corcoran,Joe	4-18	-	-	-	1-0	-	1-3	-	-	1-15	1-0	-
Gould,Grant	2-24	-	-	-	-	-	-	-	-	1-4	-	1-20
Phillips,J.R.	1-0	-	-	-	-	-	-	DNP	-	-	1-0	-
Crain,Corey	1-30	-	-	-	-	-	-	-	-	-	1-30	-

	MIAA					Overall				
	W	L	PF	PA	Pct.	W	L	PF	PA	Pct.
xNorthwest Missouri (6)	9	0	274	85	1.000	12	1	396	190	0.923
Central Missouri (10)	8	1	296	122	0.889	10	2	459	190	0.833
Emporia State	6	3	215	179	0.667	9	3	304	222	0.750
Pittsburg State(21)	6	3	297	174	0.667	8	3	408	177	0.727
Missouri Western	4	5	201	151	0.444	6	5	242	184	0.545
Truman State	4	5	256	254	0.444	6	5	363	282	0.545
Missouri Southern	3	6	214	320	0.333	5	6	315	327	0.455
Washburn	3	6	233	304	0.333	3	8	279	372	0.273
Southwest Baptist	2	7	139	271	0.222	3	8	192	297	0.273
Missouri-Rolla	0	9	113	378	0.000	0	11	153	429	0.000

() = Rank in Final AFCA Division II Poll
x = Won MIAA championship

NCAA Division II Playoffs

Division II Playoffs -- First Round

Saturday, November 23

CMSU 28 @ Northern Colorado 49 Final
Minnesota-Duluth 41 @ NWMSU 45

NCAA Division II Quarterfinals

Saturday, November 30

Northern Colorado 23 @ NWMSU 12

Postseason Bowl Games

Mineral Water Bowl, Roosevelt Field,

Excelsior Springs, Mo.

Saturday, December 7

ESU 34 vs. Winona (Minn.) State 27 Final/OT

2002 MIAA All-Conference Teams

Most Valuable Offensive Player

Josh Chapman, QB, MSSC

Most Valuable Defensive Player

Dontaye McCoy, DB, ESU

Freshman of the Year

Sam Sissom, WR, WU

Coach of the Year

Mel Tjeerdsma, NWMSU

First Team Offense

Josh Chapman MSSC
John McMenamin NWMSU
*Kegan Coleman CMSU
*†Todd Devoe CMSU
•†Jamaica Rector NWMSU
†Andrew Blakley TSU
Louis Lamb ESU
Jeff Untereker PSU
*††Seth Wand NWMSU
Eric Johnson PSU
Dan Joiner CMSU
Eric Martin ESU
Alex Tuttle NWMSU
Daniel Chappell PSU
Two quarterbacks and two tight ends were selected due to a tie in voting.
Three wide receivers and one running back were selected by decision of the coaches.

First Team Defense

*Roderick Green CMSU
Justin Bowser NWMSU
RB Jason Chancellor MWSC
WR ††Aaron McConnell PSU
*John Edmonds NWMSU
†Chris Lutz PSU
TE †Eric Walker MWSC
TE ††Dontaye McCoy ESU
OL †Aaron Hight PSU
OL Darryl Ridley NWMSU
OL Brian Riley CMSU
OL **Eric Roth** WU
OL *Unanimous selection
K †=Repeat first-team choice from 2001
††=Repeat first-team choice from 2000 & 2001
‡=First-team choice in 2000 as a punter

Second Team Offense

DL Dennis Gile CMSU
DL Tyler Paul ESU
DL Marc Green SBU
DL Ryan Johnson ESU
LB Adam Ziesel MWSC
LB Mike Carter CMSU
LB Tyronne Armstrong PSU
DB Andy Minford CMSU
DB Brett Mingee MWSC
DB Nick Ruud TSU
DB **Tim Watts** WU
P Eddie Ibarra NWMSU
Three wide receivers and one running back were selected by decision of the coaches.

Second Team Defense

QB Seth Giddings NWMSU
RB Philip Mabion ESU
WR Eric McDowell MWSC
WR/KR Shawn Linder SBU
WR Judd Lienhard TSU
TE Troy Tysdahl NWMSU
OL Jason Vanloo CMSU
OL Ryan Burpo MSSC
OL Desmond Polk MWSC
OL Joey Robinson CMSU
OL Marcel Smith NWMSU
K Jake Willrich TSU
LB Joel Mathews NWMSU
Five backs selected due to a tie in voting.

Honorable Mention Offense

Dusty Burk TSU
Dustin Nickel WU
Neal Philpot PSU
Donald Glover MSSC
Derrick Pitts MWSC
Joe Taylor PSU
Don Robinson CMSU
Sam Sissom WU
Mark Stewart NWMSU
Craig Winfrey MSSC
DaWight Benning WU
Clint Moss UMR
Kevin Whitley SBU
Brandon Hill MSSC

Andy Banstra ESU
Geoff Bollinger NWMSU
QB John Long SBU
QB Brad Smith UMR
QB Stephen Steffes MWSC
RB Jason Stumbo MSSC
RB Tommy Brown SBU
RB **Kevin Pierce** WU
WR Darwin Pitts MWSC
WR Alfonso Pugh TSU
WR Nate Thomas CMSU

Defense

OL Wes Bell ESU
OL Arley Smith MSSC
OL Mark Stephen PSU
OL Mike Sunderman NWMSU
OL Tim Ulrich CMSU
OL Nick Weite TSU
OL Eric Acree SBU
KR Josh Honey NWMSU
KR James Jack MWSC
KR Josh Lawson PSU
KR Juan Salas UMR
Adam Crowe NWMSU
Dusty Delaney ESU
Grant Gould WU
Billy Jones CMSU
Tameem Yehyaw TSU

Julius Allen CMSU
DL Lamar Baker UMR
DL **Joe Corcoran** WU
DL Ryan Miller NWMSU
DL Donald Williams SBU
DL Ulexis Williams SBU
DL Terek Wilson PSU
DL Derek Kent TSU
DL Roderick McDonald UMR
DL John McPherson CMSU
DL Levi Neville PSU
DL T.J. Onstott MSSC
LB Larry Randle ESU
LB Josh Williams ESU
LB Ben Wilson TSU
LB Chris Harvey UMR

2002 MIAA TEAM LEADERS

SCORING OFFENSE	G	TD	XP	2XP	DXP	FG	Saf	Pts	Avg
Central Missouri St.	12	64	58	1	0	5	0	459	38.2
Pittsburg State	11	52	51	1	0	13	2	408	37.1
Truman	11	50	43	1	0	6	0	363	33.0
Northwest Mo. State	13	51	42	2	0	14	1	396	30.5
Missouri Southern	11	44	33	3	0	4	0	315	28.6
Washburn	11	40	24	5	0	1	1	279	25.4
Emporia State	12	39	35	0	0	11	1	304	25.3
Missouri Western	11	32	28	1	0	6	1	242	22.0
Southwest Baptist	11	27	11	2	0	5	0	192	17.5
Missouri-Rolla	11	20	10	1	0	7	0	153	13.9

SCORING DEFENSE	G	TD	XP	2XP	DXP	FG	Saf	Pts	Avg
Northwest Mo. State	13	23	16	1	0	10	2	190	14.6
Central Missouri St.	12	25	20	1	0	6	0	190	15.8
Pittsburg State	11	23	16	1	0	7	0	177	16.1
Missouri Western	11	23	18	1	0	8	1	184	16.7
Emporia State	12	28	22	0	0	10	1	222	18.5
Truman	11	39	29	2	0	5	0	282	25.6
Southwest Baptist	11	41	36	0	0	5	0	297	27.0
Missouri Southern	11	47	34	3	0	1	1	327	29.7
Washburn	11	51	43	3	0	5	1	372	33.8
Missouri-Rolla	11	56	46	3	0	13	1	429	39.0

PASS OFFENSE	G	Att	Cmp	Int	Pct.	Yds	Avg	TD	Yds/G
Northwest Mo. State	13	504	302	14	59.9	3696	7.3	28	284.3
Truman	11	399	245	15	61.4	2786	7.0	19	253.3
Missouri Southern	11	379	216	13	57.0	2711	7.2	20	246.5
Southwest Baptist	11	446	217	17	48.7	2515	5.6	16	228.6
Central Missouri St.	12	293	163	11	55.6	2712	9.3	27	226.0
Washburn	11	342	161	16	47.1	2447	7.2	24	222.5
Missouri Western	11	376	180	11	47.9	2201	5.9	17	200.1
Emporia State	12	291	137	12	47.1	2122	7.3	12	176.8
Missouri-Rolla	11	293	127	14	43.3	1667	5.7	13	151.5
Pittsburg State	11	185	88	10	47.6	1321	7.1	9	120.1

PASS DEFENSE	G	Att	Cmp	Int	Pct.	Yds	Avg	TD	Yds/G
Southwest Baptist	11	301	145	18	48.2	1766	5.9	16	160.5
Pittsburg State	11	349	187	24	53.6	1903	5.5	9	173.0
Northwest Mo. State	13	430	205	20	47.7	2475	5.8	13	190.4
Missouri Western	11	381	189	17	49.6	2305	6.0	17	209.5
Missouri Southern	11	325	156	8	48.0	2331	7.2	22	211.9
Central Missouri St.	12	388	186	19	47.9	2554	6.6	15	212.8
Emporia State	12	370	170	8	45.9	2735	7.4	17	227.9
Missouri-Rolla	11	296	179	7	60.5	2519	8.5	17	229.0
Washburn	11	332	196	12	59.0	2621	7.9	29	238.3
Truman	11	389	225	13	57.8	2675	6.9	17	243.2

KICKOFF RETURNS	G	Ret	Yds	TD	Avg
Truman	11	32	834	2	26.1
Emporia State	12	39	940	0	24.1
Missouri Western	11	24	578	0	24.1
Northwest Mo. State	13	35	826	1	23.6
Missouri-Rolla	11	60	1222	0	20.4
Washburn	11	42	854	0	20.3
Central Missouri St.	12	30	591	1	19.7
Pittsburg State	11	29	534	0	18.4
Missouri Southern	11	42	674	0	16.0
Southwest Baptist	11	38	536	0	14.1

PUNTING	G	No.	Yards	Avg	Ret	Yds	Avg	Net/P
Northwest Mo. State	13	60	2321	38.7	16	86	1.4	37.2
Washburn	11	54	2287	42.4	29	277	5.1	37.2
Truman	11	49	1838	37.5	27	89	1.8	35.7
Missouri Western	11	64	2445	38.2	31	196	3.1	35.1
Pittsburg State	11	43	1600	37.2	17	92	2.1	35.1
Central Missouri St.	12	57	2131	37.4	22	184	3.2	34.2
Emporia State	12	51	1769	34.7	21	82	1.6	33.1
Missouri-Rolla	11	75	2803	37.4	41	400	5.3	32.0
Missouri Southern	11	50	1844	36.9	24	303	6.1	30.8
Southwest Baptist	11	61	1957	32.1	21	306	5.0	27.1

RUSHING OFFENSE	G	Att	Yds	Avg	TD	Yds/G
Pittsburg State	11	550	2734	5.0	38	248.5
Emporia State	12	561	2513	4.5	25	209.4
Missouri Southern	11	440	2133	4.8	22	193.9
Central Missouri St.	12	445	2197	4.9	31	183.1
Truman	11	394	1827	4.6	27	166.1
Missouri Western	11	417	1567	3.8	11	142.5
Washburn	11	411	1525	3.7	15	138.6
Missouri-Rolla	11	444	1216	2.7	6	110.5
Southwest Baptist	11	315	1154	3.7	11	104.9
Northwest Mo. State	13	418	1251	3.0	20	96.2

RUSHING DEFENSE	G	Rushes	Yards	Avg.	TD	Yds/G
Pittsburg State	11	365	1009	2.8	12	91.7
Northwest Mo. State	13	463	1283	2.8	8	98.7
Emporia State	12	426	1245	2.9	11	103.8
Missouri Western	11	385	1316	3.4	6	119.6
Central Missouri St.	12	477	1574	3.3	8	131.2
Missouri Southern	11	396	1536	3.9	22	139.6
Truman	11	442	1937	4.4	20	176.1
Southwest Baptist	11	492	2083	4.2	22	189.4
Washburn	11	483	2128	4.4	21	193.5
Missouri-Rolla	11	497	3016	6.1	38	274.2

TOTAL OFFENSE	G	Rush	Pass	Plays	Yards	Avg/P	TD	Yds/G
Missouri Southern	11	2133	2711	819	4844	5.9	42	440.4
Truman	11	1827	2786	793	4613	5.8	46	419.4
Central Missouri St.	12	2197	2712	738	4909	6.7	58	409.1
Emporia State	12	2513	2122	852	4635	5.4	37	386.2
Northwest Mo. State	13	1251	3696	922	4947	5.4	48	380.5
Pittsburg State	11	2734	1321	735	4055	5.5	47	368.6
Washburn	11	1525	2447	753	3972	5.3	39	361.1
Missouri Western	11	1567	2201	793	3768	4.8	28	342.5
Southwest Baptist	11	1154	2515	761	3669	4.8	27	333.5
Missouri-Rolla	11	1216	1667	737	2883	3.9	19	262.1

TOTAL DEFENSE	G	Rush	Pass	Plays	Yards	Avg	TD	Yds/G
Pittsburg State	11	1009	1903	714	2912	4.1	21	264.7
Northwest Mo. State	13	1283	2475	893	3758	4.2	21	289.1
Missouri Western	11	1316	2305	766	3621	4.7	23	329.2
Emporia State	12	1245	2735	796	3980	5.0	28	331.7
Central Missouri St.	12	1574	2554	865	4128	4.8	23	344.0
Southwest Baptist	11	2083	1766	793	3849	4.9	38	349.9
Missouri Southern	11	1536	2331	721	3867	5.4	44	351.5
Truman	11	1937	2675	831	4612	5.5	37	419.3
Washburn	11	2128	2621	815	4749	5.8	50	431.7
Missouri-Rolla	11	3016	2519	793	5535	7.0	55	503.2

PUNT RETURNS	G	Ret	Yds	TD	Avg
Truman	11	29	490	2	16.9
Central Missouri St.	12	33	472	3	14.3
Northwest Mo. State	13	48	618	2	12.9
Missouri Western	11	22	193	0	8.8
Pittsburg State	11	32	242	1	7.6
Missouri-Rolla	11	16	119	0	7.4
Emporia State	12	38	234	0	6.2
Missouri Southern	11	27	155	1	5.7
Washburn	11	20	114	1	5.7
Southwest Baptist	11	30	151	0	5.0

PASS EFFICIENCY	G	Att	Cmp	Pct	Int	Yds	TD	Effic
Central Missouri St.	12	293	163	.556	11	2712	27	156.3
Northwest Mo. State	13	504	302	.599	14	3696	28	134.3
Truman	11	399	245	.614	15	2786	19	128.3
Missouri Southern	11	379	216	.570	13	2711	20	127.6
Washburn	11	342	161	.471	16	2447	24	121.0
Emporia State	12	291	137	.471	12	2122	12	113.7
Pittsburg State	11	185	88	.476	10	1321	9	112.8
Missouri Western	11	376	180	.479	11	2201	17	106.1
Southwest Baptist	11	446	217	.487	17	2515	16	100.2
Missouri-Rolla	11	293	127	.433	14	1667	13	96.2

PASS DEF EFFICIENCY	G	Att	Cmp	Int	Pct.	Yds	TD	Effic
Pittsburg State	11	349	187	24	53.6	1903	9	94.1
Northwest Mo. State	13	430	205	20	47.7	2475	13	96.7
Southwest Baptist	11	301	145	18	48.2	1766	16	103.0
Central Missouri St.	12	388	186	19	47.9	2554	15	106.2
Missouri Western	11	381	189	17	49.6	2305	17	106.2
Emporia State	12	370	170	8	45.9	2735	17	118.9
Truman	11	389	225	13	57.8	2675	17	123.3
Missouri Southern	11	325	156	8	48.0	2331	22	125.7
Missouri-Rolla	11	296	179	7	60.5	2519	17	146.2
Washburn	11	332	196	12	59.0	2621	29	146.9

FIRST DOWNS	G	Rush	Pass	Pen	Total
Northwest Mo. State	13	92	166	25	283
Missouri Southern	11	111	133	12	256
Truman	11	86	122	30	238
Emporia State	12	127	83	22	232
Central Missouri St.	12	110	97	21	228
Pittsburg State	11	139	64	17	220
Washburn	11	97	96	18	211
Southwest Baptist	11	64	116	21	201
Missouri Western	11	83	92	15	190
Missouri-Rolla	11	85	64	19	168

OPPONENT 1ST DOWNS	G	Rush	Pass	Pen	Total
Pittsburg State	11	63	85	16	164
Missouri Southern	11	75	93	13	181
Missouri Western	11	74	102	20	196
Southwest Baptist	11	118	76	11	205
Emporia State	12	73	104	35	212
Northwest Mo. State	13	85	105	23	213
Central Missouri St.	12	92	102	33	227
Truman	11	108	121	15	244
Washburn	11	115	119	16	250
Missouri-Rolla	11	151	112	10	273

PENALTIES	G	No	Yds	Avg/G
Missouri-Rolla	11	58	504	45.8
Missouri Southern	11	72	518	47.1
Pittsburg State	11	69	558	50.7
Truman	11	84	735	66.8
Washburn	11	83	756	68.7
Southwest Baptist	11	98	780	70.9
Missouri Western	11	102	806	73.3
Northwest Mo. State	13	108	958	73.7
Emporia State	12	101	1032	86.0
Central Missouri St.	12	118	1132	94.3

OPPONENT PENALTIES	G	No	Yds	Avg/G
Missouri Western	11	102	929	84.5
Truman	11	105	889	80.8
Washburn	11	97	827	75.2
Southwest Baptist	11	91	800	72.7
Pittsburg State	11	99	773	70.3
Missouri-Rolla	11	94	760	69.1
Northwest Mo. State	13	100	887	68.2
Central Missouri St.	12	89	813	67.8
Missouri Southern	11	71	619	56.3
Emporia State	12	64	583	48.6

4TH-DN CONVERSIONS	G	Conv	Att	Pct
Central Missouri St.	12	10	15	66.7
Pittsburg State	11	8	12	66.7
Missouri Western	11	15	29	51.7
Washburn	11	14	32	43.8
Truman	11	10	23	43.5
Missouri Southern	11	15	35	42.9
Northwest Mo. State	13	5	13	38.5
Missouri-Rolla	11	8	21	38.1
Southwest Baptist	11	11	29	37.9
Emporia State	12	6	16	37.5

3RD-DN CONVERSIONS	G	Conv	Att	Pct
Pittsburg State	11	69	146	47.3
Emporia State	12	76	176	43.2
Northwest Mo. State	13	77	185	41.6
Truman	11	61	152	40.1
Washburn	11	58	154	37.7
Missouri Western	11	67	187	35.8
Missouri Southern	11	56	157	35.7
Central Missouri St.	12	47	139	33.8
Missouri-Rolla	11	56	172	32.6
Southwest Baptist	11	51	159	32.1

OPP 3RD-DN CONVERT	G	Conv	Att	Pct
Emporia State	12	49	172	28.5
Central Missouri St.	12	60	187	32.1
Northwest Mo. State	13	68	204	33.3
Missouri Western	11	64	173	37.0
Pittsburg State	11	63	166	38.0
Missouri Southern	11	60	158	38.0
Southwest Baptist	11	65	169	38.5
Missouri-Rolla	11	51	126	40.5
Washburn	11	68	157	43.3
Truman	11	85	180	47.2

SACKS AGAINST	G	Sacks	Yards
Emporia State	12	4	25
Central Missouri St.	12	8	63
Pittsburg State	11	12	97
Northwest Mo. State	13	15	166
Southwest Baptist	11	16	139
Washburn	11	19	120
Missouri Western	11	20	139
Missouri Southern	11	22	138
Truman	11	30	180
Missouri-Rolla	11	32	244

FIELD GOALS	G	Made	Att	Pct
Pittsburg State	11	13	15	.867
Missouri-Rolla	11	7	12	.583
Truman	11	6	11	.545
Northwest Mo. State	13	14	26	.538
Missouri Western	11	6	12	.500
Central Missouri St.	12	5	10	.500
Missouri Southern	11	4	9	.444
Emporia State	12	11	26	.423
Southwest Baptist	11	5	13	.385
Washburn	11	1	3	.333

PAT KICKING	G	Made	Att	Pct
Pittsburg State	11	51	51	1.000
Emporia State	12	35	37	.946
Central Missouri St.	12	58	62	.935
Missouri Western	11	28	30	.933
Truman	11	43	48	.896
Northwest Mo. State	13	42	47	.894
Missouri Southern	11	33	39	.846
Washburn	11	24	30	.800
Missouri-Rolla	11	10	14	.714
Southwest Baptist	11	11	19	.579

TIME OF POSSESSION	G	Total Time	Avg/G
Emporia State	12	381:35	31:47
Missouri Southern	11	346:38	31:30
Northwest Mo. State	13	394:48	30:22
Pittsburg State	11	330:38	30:03
Missouri Western	11	327:40	29:47
Missouri-Rolla	11	324:47	29:31
Truman	11	316:04	28:44
Central Missouri St.	12	342:07	28:30
Southwest Baptist	11	313:22	28:29
Washburn	11	307:28	27:57

2002 MIAA Individual Leaders

RUSHING	Team	CI	G	Att	Yds	Avg	TD	Yds/G
Paul, Tyler	ESU	JR	12	305	1434	4.7	11	119.5
Coleman, Kegan	CMSU	SO	12	262	1379	5.3	22	114.9
Chapman, Josh	MSSC	SR	11	174	1010	5.8	11	91.8
Pitts, Derrick	MWSC	JR	11	228	945	4.1	7	85.9
Philpot, Neal	PSU	SO	9	174	692	4.0	13	76.9
Burk, Dusty	TSU	SR	11	173	820	4.7	12	74.5
Glover, Donald	MSSC	SR	11	124	680	5.5	6	61.8
Herring, Mitch	NWMSU	FR	13	190	778	4.1	6	59.8
Kirven, Marco	SBU	FR	11	138	653	4.7	6	59.4
Redding, Mike	TSU	SR	11	125	628	5.0	6	57.1

PASSING/GAME	Team	CI	G	Att	Cmp	Int	Pct.	Yds	TD	Avg/G
McMenamin, John	NWMSU	SR	13	491	296	12	60.3	3583	28	275.6
Burk, Dusty	TSU	SR	11	378	229	15	60.6	2621	19	238.3
Chapman, Josh	MSSC	SR	11	345	197	11	57.1	2398	18	218.0
Hickel, Dustin	WU	SO	11	308	142	12	46.1	2160	21	196.4
Cooper, Michael	MWSC	SO	11	361	176	11	48.8	2136	17	194.2
Gile, Dennis	CMSU	SR	12	265	145	11	54.7	2270	22	189.2
Lowe, Chris	SBU	SR	11	277	146	6	52.7	1539	8	139.9
Brown, Scott	UMR	JR	9	207	82	8	39.6	1171	10	130.1
Hatfield, Tad	ESU	SO	10	191	90	8	47.1	1242	7	124.2
Philpot, Neal	PSU	SO	9	138	63	6	45.7	911	6	101.2

TOTAL OFFENSE	Team	CI	G	Rush	Pass	Plays	Total	Yds/G
Burk, Dusty	TSU	SR	11	820	2621	551	3441	312.8
Chapman, Josh	MSSC	SR	11	1010	2398	519	3408	309.8
McMenamin, John	NWMSU	SR	13	-160	3583	525	3423	263.3
Hickel, Dustin	WU	SO	11	411	2160	418	2571	233.7
Cooper, Michael	MWSC	SO	11	360	2136	462	2496	226.9
Gile, Dennis	CMSU	SR	12	184	2270	310	2454	204.5
Philpot, Neal	PSU	SO	9	692	911	312	1603	178.1
Lowe, Chris	SBU	SR	11	-53	1539	299	1486	135.1
Hatfield, Tad	ESU	SO	10	43	1242	208	1285	128.5
Brown, Scott	UMR	JR	9	-45	1171	253	1126	125.1

RECEPTIONS/GAME	Team	CI	G	Rec	Yds	TD	Avg/C	Rec/G
Blakley, Andrew	TSU	SR	11	96	965	6	10.1	8.73
Green, Marc	SBU	JR	11	85	1014	4	11.9	7.73
Rector, Jamaica	NWMSU	SO	12	78	1242	6	15.9	6.50
Ziesel, Adam	MWSC	SR	11	59	822	11	13.9	5.36
Devoe, Todd	CMSU	SR	12	58	1045	12	18.0	4.83
Whitley, Kevin	SBU	SR	11	52	550	2	10.6	4.73
Sissom, Sam	WU	FR	10	41	719	12	17.5	4.10
Benning, Dawight	WU	JR	11	41	617	6	15.0	3.73
Turner, Chris	MSSC	JR	11	38	535	3	14.1	3.45
Stewart, Mark	NWMSU	SR	12	41	562	7	13.7	3.42

RECEIVE YDS/GAME	Team	CI	G	Rec	Yds	TD	Avg/C	Yds/G
Rector, Jamaica	NWMSU	SO	12	78	1242	6	15.9	103.5
Green, Marc	SBU	JR	11	85	1014	4	11.9	92.2
Blakley, Andrew	TSU	SR	11	96	965	6	10.1	87.7
Devoe, Todd	CMSU	SR	12	58	1045	12	18.0	87.1
Ziesel, Adam	MWSC	SR	11	59	822	11	13.9	74.7
Sissom, Sam	WU	FR	10	41	719	12	17.5	71.9
Johnson, Ryan	ESU	SR	12	38	846	5	22.3	70.5
Jensen, Geoff	TSU	SR	11	37	635	6	17.2	57.7
Benning, Dawight	WU	JR	11	41	617	6	15.0	56.1
Whitley, Kevin	SBU	SR	11	52	550	2	10.6	50.0

ALL PURPOSE	Team	CI	G	Rush	Rcv	PR	KR	Yds	Avg/G
Rector, Jamaica	NWMSU	SO	12	54	1242	514	18	1828	152.3
Johnson, Ryan	ESU	SR	12	33	846	0	891	1770	147.5
Coleman, Kegan	CMSU	SO	12	1379	147	32	205	1763	146.9
Paul, Tyler	ESU	JR	12	1434	104	0	0	1538	128.2
Moss, Clint	UMR	JR	11	0	465	0	722	1187	107.9
Pitts, Derrick	MWSC	JR	11	945	200	0	0	1145	104.1
Blakley, Andrew	TSU	SR	11	79	965	0	29	1073	97.5
Chapman, Josh	MSSC	SR	11	1010	0	0	37	1047	95.2
Devoe, Todd	CMSU	SR	12	80	1045	7	0	1132	94.3
Green, Marc	SBU	JR	11	2	1014	0	0	1016	92.4

INTERCEPTIONS	Team	CI	G	Int	Yds	TD	Int/G
Neville, Levi	PSU	JR	9	6	88	0	0.67
Williams, Ulexis	SBU	SO	11	6	56	0	0.55
Miller, Ryan	NWMSU	SR	13	6	29	0	0.46
Willrich, Jake	TSU	SR	11	5	64	0	0.45
Wilson, Terek	PSU	JR	11	4	63	2	0.36
Onstott, T.J.	MSSC	SO	11	4	27	0	0.36
Corcoran, Joe	WU	SO	11	4	18	0	0.36
Neville, Jeremy	PSU	SO	11	4	7	0	0.36
Smith, Darold	WU	JR	11	4	6	0	0.36
Riley, Brian	CMSU	SR	12	4	97	0	0.33

PASS EFFICIENCY	Team	CI	G	Att	Cmp	Int	Pct.	Yds	TD	Eff.
Gile, Dennis	CMSU	SR	12	265	145	11	54.7	2270	22	145.8
McMenamin, John	NWMSU	SR	13	491	296	12	60.3	3583	28	135.5
Burk, Dusty	TSU	SR	11	378	229	15	60.6	2621	19	127.5
Chapman, Josh	MSSC	SR	11	345	197	11	57.1	2398	18	126.3
Hickel, Dustin	WU	SO	11	308	142	12	46.1	2160	21	119.7
Cooper, Michael	MWSC	SO	11	361	176	11	48.8	2136	17	107.9
Philpot, Neal	PSU	SO	9	138	63	6	45.7	911	6	106.8
Hatfield, Tad	ESU	SO	10	191	90	8	47.1	1242	7	105.5
Lowe, Chris	SBU	SR	11	277	146	6	52.7	1539	8	104.6
Brown, Scott	UMR	JR	9	207	82	8	39.6	1171	10	95.3

PUNT RETURN AVG	Team	CI	G	Ret	Yds	TD	Avg
Pugh, Alfonso	TSU	SR	11	19	310	1	16.3
Rector, Jamaica	NWMSU	SO	12	36	514	2	14.3
Thomas, Nate	CMSU	SR	12	26	349	1	13.4
Thomas, Pierre	MWSC	JR	11	17	163	0	9.6
Rudolph, Kyle	PSU	SR	11	16	108	0	6.8
Baker, Lamar	UMR	JR	11	15	97	0	6.5
Hicks, Michael	SBU	JR	11	21	127	0	6.0
Kennedy, Jason	ESU	JR	10	21	117	0	5.6
Huelsman, Chris	WU	JR	11	14	71	0	5.1

KICK RETURN AVG	Team	CI	G	Ret	Yds	TD	Avg
White, Morris	NWMSU	SO	13	16	434	0	27.1
Johnson, Ryan	ESU	SR	12	35	891	0	25.5
Moss, Clint	UMR	JR	11	31	722	0	23.3
Huelsman, Chris	WU	JR	11	19	435	0	22.9
Thomas, Nate	CMSU	SR	12	12	267	0	22.2
Neville, Levi	PSU	JR	9	12	247	0	20.6
Pugh, Alfonso	TSU	SR	11	14	283	0	20.2
Fischer, Brett	UMR	SO	10	15	295	0	19.7
Whitley, Kevin	SBU	SR	11	16	274	0	17.1
Hicks, Michael	SBU	JR	11	17	225	0	13.2

PUNTING	Team	CI	G	Punt	Yds	Avg
Roth, Eric	WU	SR	11	53	2252	42.5
Brown, Jason	CMSU	JR	11	44	1736	39.5
Lutz, Chris	PSU	SR	10	33	1301	39.4
Mathews, Joel	NWMSU	SO	13	59	2321	39.3
Harvey, Chris	UMR	JR	11	71	2762	38.9
Fenstermaker, A.	MWSC	FR	11	62	2390	38.5
Stanley, Dan	MSSC	SO	11	48	1844	38.4
Lepper, Austin	TSU	SR	11	46	1753	38.1
Servis, Mike	ESU	JR	12	51	1769	34.7
Berquist, J.	SBU	SR	11	43	1339	31.1

SCORING	Team	CI	G	TD	XPT	FG	Pts	Pts/G
Coleman, Kegan	CMSU	SO	12	24	0	0	144	12.0
Philpot, Neal	PSU	SO	9	13	0	0	78	8.7
Chappell, Daniel	PSU	JR	11	0	51	13	90	8.2
Sissom, Sam	WU	FR	10	12	2	0	74	7.4
Burk, Dusty	TSU	SR	11	12	0	0	72	6.5
Devoe, Todd	CMSU	SR	12	13	0	0	78	6.5
Ibarra, Eddie	NWMSU	SR	13	0	42	14	84	6.5
Ziesel, Adam	MWSC	SR	11	11	2	0	68	6.2
Chapman, Josh	MSSC	SR	11	11	0	0	66	6.0
Taylor, Joe	PSU	FR	9	9	0	0	54	6.0

2002 MIAA INDIVIDUAL LEADERS

SCORING (KICK)	Team	CI	G	PATs	FGs	Pts	Pts/G
Chappell, Daniel	PSU	JR	11	51-51	13-15	90	8.2
Ibarra, Eddie	NWMSU	SR	13	42-47	14-26	84	6.5
Gray, Justin	ESU	SO	12	35-37	11-25	68	5.7
Lepper, Austin	TSU	SR	11	41-46	6-11	59	5.4
Broadie, Dane	MWSC	FR	11	27-29	6-12	45	4.1
Minard, Adam	MSSC	FR	11	33-39	4-9	45	4.1
Mendrygal, Alex	UMR	SR	10	9-13	7-12	30	3.0
DeKosky, Aaron	WU	FR	11	24-30	1-3	27	2.5
Mattson, Steve	SBU	JR	11	11-18	5-13	26	2.4
Ashcraft, Ryan	CMSU	SR	12	10-11	1-1	13	1.1

PAT KICKING PCT	Team	CI	G	Made	Att	Pct.
Chappell, Daniel	PSU	JR	11	51	51	100.0
Gray, Justin	ESU	SO	12	35	37	94.6
Broadie, Dane	MWSC	FR	11	27	29	93.1
Ibarra, Eddie	NWMSU	SR	13	42	47	89.4
Lepper, Austin	TSU	SR	11	41	46	89.1
Minard, Adam	MSSC	FR	11	33	39	84.6
DeKosky, Aaron	WU	FR	11	24	30	80.0
Mendrygal, Alex	UMR	SR	10	9	13	69.2
Mattson, Steve	SBU	JR	11	11	18	61.1

FIELD GOALS	Team	CI	G	FG	FGA	Pct.	FG/G
Chappell, Daniel	PSU	JR	11	13	15	86.7	1.18
Ibarra, Eddie	NWMSU	SR	13	14	26	53.8	1.08
Gray, Justin	ESU	SO	12	11	25	44.0	0.92
Mendrygal, Alex	UMR	SR	10	7	12	58.3	0.70
Lepper, Austin	TSU	SR	11	6	11	54.5	0.55
Broadie, Dane	MWSC	FR	11	6	12	50.0	0.55
Mattson, Steve	SBU	JR	11	5	13	38.5	0.45
Minard, Adam	MSSC	FR	11	4	9	44.4	0.36
DeKosky, Aaron	WU	FR	11	1	3	33.3	0.09
Ashcraft, Ryan	CMSU	SR	12	1	1	100.0	0.08

FLD GOAL PCT	Team	CI	G	FG	FGA	Long	Pct.
Chappell, Daniel	PSU	JR	11	13	15	47	86.7
Mendrygal, Alex	UMR	SR	10	7	12	41	58.3
Lepper, Austin	TSU	SR	11	6	11	44	54.5
Ibarra, Eddie	NWMSU	SR	13	14	26	54	53.8
Broadie, Dane	MWSC	FR	11	6	12	40	50.0
Gray, Justin	ESU	SO	12	11	25	51	44.0
Mattson, Steve	SBU	JR	11	5	13	42	38.5

TACKLES	Team	CI	G	Pos	Solo	Ast	Total	Avg/G	Sack
Corcoran, Joe	WU	SO	11	DB	60	65	125	11.4	0.0
Burpo, Ryan	MSSC	JR	11		50	60	110	10.0	0.0
Walker, Eric	MWSC	SR	11		49	58	107	9.7	0.0
Lienhard, Judd	TSU	SR	11		52	46	98	8.9	2.0
Kent, Derek	TSU	JR	11		54	42	96	8.7	0.0
Willrich, Jake	TSU	SR	11		50	45	95	8.6	0.0
Gould, Grant	WU	FR	11	LB	48	45	93	8.5	0.0
Dewey, Morgan	WU	JR	11	LB	43	49	92	8.4	2.0
Myers, Brooks	WU	JR	11	DB	46	46	92	8.4	0.0
Hight, Aaron	PSU	SR	9		31	44	75	8.3	0.0

SACKS	Team	CI	G	Pos	Solo	Ast	Yds	Total	Avg/G
Mabion, Philip	ESU	JR	12		9	3	77	10.5	0.88
Urich, Tim	CMSU	SR	12		6	0	57	6.0	0.50
Stephen, Mark	PSU	JR	11		5	1	44	5.5	0.50
Green, Roderick	CMSU	JR	12		4	3	43	5.5	0.46
McDowell, Eric	MWSC	JR	11		5	0	31	5.0	0.45
Honey, Josh	NWMSU	JR	12		5	0	35	5.0	0.42
McConnell, Aaron	PSU	JR	11		4	1	31	4.5	0.41
Weite, Nick	TSU	SR	11		4	1	23	4.5	0.41
Wooden, Jeremy	CMSU	JR	11		3	2	44	4.0	0.36
Chancellor, Jas.	MWSC	SR	11		4	0	33	4.0	0.36

TACKLES FOR LOSS	Team	CI	G	Pos	Solo	Ast	Yds	Total	Avg/G
Mabion, Philip	ESU	JR	12		20	2	97	22	1.83
Green, Roderick	CMSU	JR	12		15	4	81	19	1.58
Lienhard, Judd	TSU	SR	11		13	4	41	17	1.55
Austin, Seth	MSSC	JR	11		12	2	50	14	1.27
Williams, D.	SBU	SO	11		12	1	68	13	1.18
Mothershed, Kain	MSSC	JR	11		11	2	53	13	1.18
Dewey, Morgan	WU	JR	11	LB	9	3	36	12	1.09
McConnell, Aaron	PSU	JR	11		11	1	45	12	1.09
Chancellor, Jas.	MWSC	SR	11		12	0	55	12	1.09
Vanloo, Jason	CMSU	JR	12		10	3	31	13	1.08

FUMBLES FORCED	Team	CI	G	Num
McCoy, Dontaye	ESU	SR	12	4
Lienhard, Judd	TSU	SR	11	3
Hooper, Chris	CMSU	JR	12	3
Mothershed, Kain	MSSC	JR	11	3
Wilson, Terek	PSU	JR	11	3
McConnell, Aaron	PSU	JR	11	3
Vanloo, Jason	CMSU	JR	12	2
Williams, D.	SBU	SO	11	2
McDonald, Rodrick	UMR	FR	11	2
Tiehn, Mike	NWMSU	SO	13	2

FUMBLES RCVD	Team	CI	G	Num
Chancellor, Jas.	MWSC	SR	11	4
Lattimer, Josh	PSU		11	3
Okwuonu, Emmanue	UMR	SR	11	3
Burpo, Ryan	MSSC	JR	11	3
Byrne, Barry	SBU	JR	10	2
Wilson, Ben	TSU	SO	11	2
Taake, Chad	UMR	JR	9	2
Gordon, Chad	WU	SR	11	2
Douglas, Jason	TSU	FR	11	2
Green, Roderick	CMSU	JR	12	2

PASSES DEFENDED	Team	CI	G	Brup	Int	Total
Smith, Darold	WU	JR	11	12	4	16
Riley, Brian	CMSU	SR	12	10	4	14
Davis, Kenneth	SBU	JR	11	12	2	14
Neville, Levi	PSU	JR	9	8	6	14
Ridley, Darryl	NWMSU	JR	13	13	1	14
Miller, Ryan	NWMSU	SR	13	8	6	14
Randle, Larry	ESU	SR	12	12	0	12
Proctor, Nic	MSSC	SO	10	10	1	11
Williams, Ulexis	SBU	SO	11	5	6	11
Baker, Lamar	UMR	JR	11	9	2	11



Ralph McFillen
MIAA Commissioner



Matt Newbery
MIAA Sports
Information Director

MIAA Directory
10551 Barkley,
Suite 501
Overland Park,
KS 66212

913.341.3839
McFillen Phone
913.341.5887
McFillen Fax

913.341.3080
Newbery Phone
913.341.2995
Newbery Fax

The Mid-America Intercollegiate Athletics Association, a 10-member conference of NCAA Division II institutions in Missouri and Kansas, was first organized in 1912 as the Missouri Intercollegiate Athletic Association.

Over the past 15 years, the league has undergone several changes, highlighted by expansion and increased participation in national championships.

The MIAA has gained the reputation of being one of the top NCAA Division II conferences in the nation. MIAA student-athletes have won 11 national championships and more than 100 individual national titles.

The MIAA currently conducts conference championships in eight men's and eight women's sports.

Men's champions are crowned in football, cross country, basketball, indoor and outdoor track and field, baseball, tennis, and golf. Women's champions are determined in volleyball, cross country, soccer, basketball, indoor and outdoor track and field, softball and tennis.

Ralph McFillen was named to succeed Ken B. Jones as commissioner of the MIAA in January 1997, and took over in July of that year. He formerly served as commissioner of the Metro and Gulf South conferences.

Matt Newbery, formerly an assistant sports information director at Pittsburg State University, joined the conference in July 1994 as director of sports information.



Past MIAA Football Champions

1924	Truman	1952	Truman, Northwest Missouri State	1980	Missouri-Rolla
1925	Northwest Missouri State	1953	Truman	1981	Truman
1926	Central Missouri State	1954	Truman	1982	Truman
1927	Truman	1955	Southeast Missouri State	1983	Central Missouri State
1928	Truman, SW Missouri St.	1956	Central Missouri State		Missouri-Rolla
1929	Truman		Missouri-Rolla	1984	Northwest Missouri State
1930	Truman	1957	Southeast Missouri State	1985	Truman
1931	Northwest Missouri State	1958	Southeast Missouri State	1986	Central Missouri State
1932	Truman	1959	Southeast Missouri State	1987	Central Missouri State
1933	Truman	1960	Truman		Southeast Missouri State
1934	Truman	1961	Truman	1988	Central Missouri State, Truman,
1935	Truman	1962	Southeast Missouri State		Southeast Missouri State
1936	Truman	1963	Southwest Missouri State	1989	Pittsburg State
1937	Southeast Missouri State	1964	Truman	1990	Pittsburg State
1938	Northwest Missouri State	1965	Truman	1991	Pittsburg State
1939	Northwest Missouri State	1966	Southwest Missouri State	1992	Pittsburg State
1940	Southwest Missouri State	1967	Southeast Missouri State	1993	Missouri Southern
1941	Missouri-Rolla,	1968	Southeast Missouri State	1994	Pittsburg State
	Northwest Missouri State	1969	Truman, Southeast Missouri State	1995	Pittsburg State
1942	Northwest Missouri State	1970	Central Missouri State, Truman	1996	Pittsburg State
	Southeast Missouri State	1971	Truman		Northwest Missouri State
1943-45	No MIAA Competition	1972	Lincoln, Truman	1997	Northwest Missouri State
1946	Southeast Missouri State	1973	Southeast Missouri State	1998	Northwest Missouri State
1947	Missouri-Rolla	1974	Northwest Missouri State	1999	Northwest Missouri State
1948	Northwest Missouri State	1975	Southeast Missouri State	2000	Northwest Missouri State
	Southwest Missouri State	1976	Truman, Southeast Missouri State	2001	Pittsburg State
1949	Missouri-Rolla	1977	Missouri-Rolla, Southeast Missouri	2002	Northwest Missouri State
1950	Missouri-Rolla	1978	Southwest Missouri State		
1951	Truman, Southwest Missouri State	1979	Northwest Missouri State		

MIAA Football Championships

Truman	26	Pittsburg State	8	Missouri-Rolla	7
Southeast Missouri State	16	Central Missouri State	7	Missouri Southern	1
Northwest Missouri State	17	Southwest Missouri State	7	Lincoln University	1

MIAA Members

Central Missouri State University
Warrensburg, Mo.

Emporia State University
Emporia, Kan.

University of Missouri-Rolla
Rolla, Mo.

Missouri Southern State College
Joplin, Mo.

Missouri Western State College
St. Joseph, Mo.

Northwest Missouri State University
Maryville, Mo.

Pittsburg State University
Pittsburg, Kan.

Southwest Baptist University
Bolivar, Mo.

Truman State University
Kirksville, Mo.

Washburn University
Topeka, Kan.



WASHBURN FOOTBALL HISTORY



**Washburn's All-Time
Total Offensive Leader**

Joe
Schartz



Art
Fletcher



Dino
DeLisa



Michael
Dritlein



Chad
Todd



Tony
Scollieri



**Dino DeLisa
(1983-85)**



**Willie Sapp
(1995-97)**

Rushing Leaders

Rushing Attempts

Career • 665, Dino DeLisa, 1983-85
Season • 262, Dino DeLisa, 1983
Game • 42, Dino DeLisa vs. Emporia State, 1985 (166 yds.)

Rushing Yards

Career • 2,794, Dino DeLisa, 1983-85
Season • 1,185, Dino DeLisa, 1983
By a sr. • 947, Les Williams, 1988
By a jr. • 979, Art Fletcher, 1948
By a so. • 1,185, Dino DeLisa, 1983
By a fr. • 708, Tyler Schuerman, 2000
Game • 241, Kevin McCormick vs. Missouri Valley, 1971

Rushing Average

Career • 5.6, Willie Sapp, 1995-97 & Bill Baker, 1951-53
Season • 7.1, Allen Moore, 1991

Rushing Touchdowns

Career • 31, Brandon Rainer, 1998-2001
Season • 16, Tyler Schuerman, 2000
By a sr. • 13, Kevin McCormick, 1971
By a jr. • 9, Ray Gerstenkorn, 1974
By a so. • 14, Dino DeLisa, 1983
By a fr. • 16, Tyler Schuerman, 2000
Game • 5, Art Fletcher vs. Benedictine, 1948

Most Rushing Touchdowns in a Season

Tyler Schuerman, 2000	16
Dino DeLisa, 1983	14
Kevin McCormick, 1971	13
Nick Cummings, 1994	10
Brandon Rainer, 2001	9
Dino DeLisa, 1984	8
Gary Yager, 1975	8
Willie Sapp, 1997	8
Brandon Rainer, 1998	8

Most Rushing Touchdowns in a Game

Art Fletcher, 1948, vs Benedictine	5
------------------------------------	---

Career Leaders

	Yards	Att.	Avg	TD
Dino DeLisa, 1983-85	2,794	665	4.2	29
1983	1,185	262	4.5	14
1984	721	188	3.8	8
1985	888	215	4.1	7
Brandon Rainer, 1998-2001	2,182	459	4.8	31
Les Williams, 1986-90	2,030	485	4.2	16
Leroy Harmon, 1945-49	1,927			
Willie Sapp, 1995-97	1,816	322	5.6	14
Art Fletcher, 1946-49	1,698			
Bill Baker, 1951-53	1,670	299	5.6	
Kevin McCormick, 1969-71	1,581	472	3.4	20
Brent Cripps, 1974-77	1,506	414	3.6	18
Nick Cummings, 1992-94	1,448	335	4.3	14
Mickey Romano, 1964-66	1,284	318	4.0	4

Season Leaders

	Yards	Att.	Avg	TD
Dino DeLisa, 1983	1,185	262	4.5	14
Art Fletcher, 1948	979	180	5.4	
Les Williams, 1988	947	206	4.6	5
Phil Brooks, 1989	936	188	5.0	6
Dino DeLisa, 1985	888	215	4.1	7
Kevin McCormick, 1971	862	172	5.0	13
Willie Sapp, 1997	819	146	5.6	8
Greg Lane, 1990	758	178	4.3	3
Gary Yager, 1974	748	184	4.1	8
Dino DeLisa, 1984	721	188	3.8	8

Longest Run from Scrimmage

Melvin Myricks, 1965	94 yards
----------------------	----------

Yearly Leaders

Year	Name	Yards	Att.	Avg.	TD
2002	Dustin Hickel	411	110	3.7	7
2001	Dustin Hickel	540	143	3.8	5
2000	Tyler Schuerman	708	189	3.7	16
1999	Brandon Rainer	619	137	4.5	6
1998	Lydell Flowers	526	93	5.7	0
1997	Willie Sapp	819	146	5.6	8
1996	Keith Coleman	475	104	4.6	4
1995	Willie Sapp	559	90	5.9	3
1994	Nick Cummings	643	135	4.8	10
1993	Nick Cummings	400	112	3.6	1
1992	Nick Cummings	405	88	4.6	3
1991	Allen Moore	618	87	7.1	2
1990	Greg Lane	758	178	4.3	3
1989	Phillip Brooks	936	188	5.0	6
1988	Les Williams	947	206	4.6	5
1987	Johnny Perkins	510	123	4.1	7
1986	Les Williams	418	107	3.9	7
1985	Dino DeLisa	888	215	4.1	7
1984	Dino DeLisa	721	188	3.8	8
1983	Dino DeLisa	1,185	262	4.5	14
1982	Ron Davis	343	108	3.2	4
1981	Ron Davis	347	94	3.7	4
1980	Alan Greig	144	41	3.5	0
1979	Mark Samich	338	93	3.6	0
1978	Jim Rodden	486	143	3.4	4
1977	Clarence Taylor	583	109	5.3	5
1976	Brent Cripps	572	158	3.6	7
1975	Gary Yager	748	184	4.1	8
1974	Gary Yager	439	119	3.7	3
1973	Cory Heiniger	378	99	3.8	2
1972	Jeff Roether	513	91	5.6	4
1971	Kevin McCormick	862	172	5.0	13
1970	Kevin McCormick	690	212	3.3	7
1969	Steve Alston	437	160	2.7	6
1968	Charlie King	291	78	3.7	3
1967	Steve Alston	288	93	3.1	1
1966	Mickey Romano	594	141	4.2	3
1965	Melvin Myricks	466	114	4.1	3
1964	Mickey Romano	485	86	5.6	
1963	Bobby Jones	393	82	4.7	2
1962	Frank Pickens	356	75	4.7	3
1961	Gacek	369	72	5.1	0



(Far Right)
Former
Washburn
fullback
Brandon
Rainer (1998-
2001) finished
his career
second on the
all-time rush-
ing chart with
2,182 yards on
459 carries
and became
the only
Ichabod to
rush for more
than 30 touch-
downs in a
career record-
ing 31 in his
career.

Passing Leaders

Passing Attempts

Career • 866, Mike Atkins, 1977-80
Season • 345, Mike Atkins, 1980
Game • 63, Mike Atkins vs. Wayne State, 1980

Passing Completions

Career • 442, Mike Atkins, 1977-80
Season • 183, Mike Atkins, 1980
Game • 34, Mike Atkins vs. Wayne State, 1980

Passing Yardage

Career • 5,527, Joe Schartz, 1993-96
Season • 2,338, Barry Griffiths, 1988
By a sr. • 2,388, Barry Griffiths, 1988
By a jr. • 1,678, Mike Atkins, 1979
By a so. • 2,160, Dustin Hickel, 2002
By a fr. • 1,936, Tyler Schuerman, 2000
Game • 418, Mike Atkins vs. Missouri Western, 1979

Pass Completion Percentage

Career (min 500 att.) • .510, Mike Atkins, 1977-80
Season • .602, Mark Elliott, 1983
Game • .900, Jerry Raushelbach vs. Mo. Valley, 1980 (9-of-10)

Passing Touchdowns

Career • 32, Mike Grogan, 1974-77
Season • 23, Barry Griffiths, 1988
Game • 6, Barry Griffiths vs. Emporia State, 1988

Pass Interceptions Thrown

Career • 62, Mike Atkins, 1977-80
Season • 20, Mike McCartney, 1985; Mike Atkins, 1980

Passing Yardage Per Completion

Career • 18.0, Joe Schartz, 1993-96
Season • 18.6, Joe Schartz, 1995

Most Touchdown Passes in a Career

Mike Grogan, 1974-77	32
Joe Schartz, 1993-96	31
Mike Atkins, 1977-80	31
Dustin Hickel, 2001-present	24
Barry Griffiths, 1987-88	23
Barry Galbraith, 1995-99	19
Tyler Schuerman, 2000-present	19
Kyle Kingston, 1986-87	15

Most Touchdown Passes in a Season

Barry Griffiths, 1988	23
Dustin Hickel, 2001	21
Barry Galbraith, 1999	16
Mike Atkins, 1980	13
Kyle Kingston, 1987	12
Mike Atkins, 1980	11
Joe Schartz, 1993	10
Tyler Schuerman, 2000	10

Most Touchdown Passes in a Game

Barry Griffiths, 1988, vs ESU	6
-------------------------------	---

Longest Pass from Scrimmage

Barry Griffiths to Troy Slusser, 1988 vs ESU	95 yards
--	----------



Career Leaders

	Yards	Cmp.	Att.	Pct.	TD	Int.
Joe Schartz, 1993-96	5,527	307	728	.422	31	54
1993	1,430	109	233	.468	7	14
1994	1,359	74	181	.409	4	16
1995	1,452	78	149	.524	10	15
1996	1,286	81	165	.491	10	9
Mike Atkins, 1977-80	5,437	442	866	.510	31	62
Mike Grogan, 1974-77	3,761	292	596	.490	32	40
Aaron Battle, 1994-98	3,479	244	481	.507	14	15
Dustin Hickel, 2001-pr	3,168	213	461	.462	24	25
Tyler Schuerman, 2000-pr	2,970	200	385	.519	19	19
Barry Galbraith, 1995-99	2,684	181	319	.567	19	9
Mark Elliott, 1980-83	2,604	182	418	.435	13	26
Barry Griffiths, 1987-88	2,395	139	296	.470	23	13
Kyle Kingston, 1986-87	2,381	146	304	.480	15	21

Season Leaders

	Yards	Cmp.	Att.	Pct.	TD	Int.
Barry Griffiths, 1988	2,338	135	275	.479	23	11
Barry Galbraith, 1999	2,269	151	262	.576	16	7
Aaron Battle, 1998	2,131	266	149	.560	10	7
Dustin Hickel, 2001	2,160	142	308	.461	21	12
Mike Atkins, 1980	2,106	183	345	.530	13	20
Tyler Schuerman, 2000	1,936	134	245	.547	10	13
Mike Atkins, 1979	1,678	130	248	.524	11	15
Kyle Kingston, 1987	1,629	97	191	.507	12	15
Joe Schartz, 1995	1,452	78	149	.524	10	15
Joe Schartz, 1993	1,430	109	233	.468	7	14
Mark Elliott, 1981	1,388	90	246	.366	7	18
Mike Atkins, 1978	1,374	112	237	.473	5	17
Mike McCartney, 1985	1,369	119	245	.486	9	20
Joe Schartz, 1994	1,359	74	181	.409	4	16



**Joe Schartz
(1993-96)**



**Mike Grogan
(1974-77)**



**Mike Atkins
(1977-80)**

Yearly Passing Leaders

Year	Name	Yards	Cmp.	Att.	Pct.	TD	Int.
2002	Dustin Hickel	2,160	142	308	.461	21	12
2001	Tyler Schuerman	1,034	66	140	.471	9	6
2000	Tyler Schuerman	1,936	134	245	.547	10	13
1999	Barry Galbraith	2,269	151	262	.576	16	7
1998	Aaron Battle	2,131	149	266	.560	10	7
1997	Aaron Battle	1,175	83	179	.464	3	6
1996	Joe Schartz	1,286	81	165	.491	10	9
1995	Joe Schartz	1,452	78	149	.524	10	15
1994	Joe Schartz	1,359	74	181	.409	4	16
1993	Joe Schartz	1,430	109	233	.468	7	14
1992	Jeremy Smith	917	72	135	.533	6	8
1991	Dan Holloway	657	56	122	.459	2	6
1990	Dave Weimers	399	26	91	.286	1	9
1989	Mark Johnson	924	81	197	.411	4	9
1988	Barry Griffiths	2,338	135	275	.479	23	11
1987	Kyle Kingston	1,629	97	191	.507	12	15
1986	Jim Bernard	988	75	155	.484	5	7
1985	Mike McCartney	1,369	119	245	.486	9	20
1984	Tim Beasley	282	28	82	.341	2	6
1983	Mark Elliot	1,074	80	133	.602	5	5
1982	Jeff Leiker	959	77	186	.414	6	12
1981	Mark Elliot	1,388	90	246	.370	7	18
1980	Mike Atkins	2,106	183	345	.530	13	20
1979	Mike Atkins	1,678	130	248	.520	11	15
1978	Mike Atkins	1,374	112	237	.470	5	17
1977	Mike Grogan	1,202	74	163	.454	9	10
1976	Mike Grogan	721	60	118	.508	4	10
1975	Mike Grogan	1,098	91	177	.514	10	12
1974	Mike Grogan	740	67	138	.486	9	8
1973	Paul Garrett	352	26	71	.366	1	5
1972	Ed Clark	431	36	101	.356	1	13
1971	Ed Clark	232	16	31	.516	1	0
1970	Jon Bakalar	698	32	81	.395	1	3
1969	Dale Bennett	904	64	171	.374	6	14
1968	Dean Ferrell	793	76	169	.450		
1967	Dean Ferrell	732	72	163	.442		
1966	J.D. Cleavinger	330	28	76	.368		
1965	Tom Huber	147	17	53	.321		
1964	Tom Huber	253	12	35	.343		
1963	Bill Harper	718	45	108	.417		
1962	Curt Miller	462	38	80	.475		
1961	Tom Hallacy	403	31	81	.383		

**(Far left)
Former
Washburn
quarterback
Mike Grogan
(1974-77)
is the
Ichabods'
all-time
passing
touchdown
leader with
32. He is third
on the all-time
chart in pass-
ing yards with
3,761.**



**Michael Dritlein
(1992-95)**



**Troy Slusser
(1985-88)**



**Ron Hamilton
(1979-80)**

**(Far right)
Former
Washburn
receiver Michael
Dritlein
(1992-95) is the
Ichabods' career
leader in pass
receptions
and receiving
yards. His 3,103
career receiving
yards ranks sec-
ond in MIAA his-
tory. He is the
only Ichabod to
lead the team in
receiving all four
years of a
career. Dritlein
was the 'Bods
last all-America
selection making
the second team
in 1995.**

Receiving Leaders

Pass Receptions

Career • 170, Michael Dritlein, 1992-95
Season • 84, Ron Hamilton, 1980
By a sr. • 84, Ron Hamilton, 1980
By a jr. • 64, Marc Nardella, 1998
By a so. • 51, Michael Dritlein, 1993
By a fr. • 41, Sam Sissom, 2002
Game • 13, Ron Hamilton vs. Wayne State, 1980

Receiving Yards

Career • 3,103, Michael Dritlein, 1992-95
Season • 1,394, Troy Slusser, 1988
By a sr. • 1,394, Troy Slusser, 1988
By a jr. • 1,136, Marc Nardella, 1998
By a so. • 742, Michael Dritlein, 1993
By a fr. • 719, Sam Sissom, 2002
Game • 252, Troy Slusser vs. Emporia State, 1988

Receiving Touchdowns

Career • 35, Troy Slusser, 1985-88
Season • 20, Troy Slusser, 1988
By a sr. • 20, Troy Slusser, 1988
By a jr. • 8, Troy Slusser, 1987
By a so. • 4, Michael Dritlein, 1993
By a fr. • 12, Sam Sissom, 2002

Average Per Reception

Career • 25.0, Alan Dressman, 1969-71
Season • 29.1, Alan Dressman, 1970

Career Leaders (by receptions) No Yards TD Avg

Michael Dritlein, 1992-95	170	3,103	18	18.3
1992	32	433	3	13.5
1993	51	742	4	14.6
1994	39	816	3	20.9
1995	48	1,112	8	23.2
Ron Hamilton, 1979-80	134	1,919	11	14.3
Marc Nardella, 1996-99	119	2,080	15	17.4
Colon McNeal, 1998-2001	113	1,808	13	16.0
Troy Slusser, 1985-88	107	2,428	35	22.7
Mike Keeley, 1975-78	98	1,592	9	16.2
Chris Whittle, 1998-2001	78	1,070	1	13.7
Rick Benke, 1974-75	69	873	10	12.7

Season Leaders

No	Yards	TD	Avg.
84	1,128	5	13.4
68	1,512	20	22.2
64	1,136	6	17.8
51	742	4	14.6
50	791	6	15.8

Career Leaders (by yardage) Yards No TD Avg.

Michael Dritlein, 1992-95	3,103	170	18	18.3
1992	433	32	3	13.5
1993	742	51	4	14.6
1994	816	39	3	20.9
1995	1,112	48	8	23.2
Troy Slusser, 1985-88	2,428	107	35	22.7
Marc Nardella, 1996-99	2,080	119	15	17.4
Ron Hamilton, 1979-80	1,919	134	11	14.3
Colon McNeal, 1998-2001	1,808	113	13	16.0
Mike Keeley, 1975-78	1,592	98	9	16.2
Al Dressman, 1969-71	1,228	49	8	25.1

Season Leaders

Yards	No	TD	Avg.
1,512	68	20	20.2
1,136	64	6	17.8
1,128	84	5	13.4
1,112	48	8	23.2
933	54	9	17.3
829	51	4	16.3
816	39	3	20.9

Yearly Receiving Leaders

Year	Name	No.	Yds.	Avg.	TD
2002	Sam Sissom	41	719	17.5	12
2001	Colon McNeal	43	732	17.0	8
2000	Colon McNeal	51	829	16.3	4
1999	Marc Nardella	54	933	17.3	9
1998	Marc Nardella	64	1,136	17.8	6
1997	Andy Rucker	39	643	16.5	3
1996	Andy Rucker	22	476	21.6	3
1995	Michael Dritlein	48	1,112	23.2	8
1994	Michael Dritlein	39	816	20.9	3
1993	Michael Dritlein	51	742	14.6	4
1992	Michael Dritlein	32	433	13.5	3
1991	Tracey Hoffman	20	271	13.6	2
1990	Todd Scharnhorst	16	259	16.2	0
1989	Dashiell Wandix	20	239	12.0	0
1988	Troy Slusser	65	1,394	21.4	20
1987	Troy Slusser	28	724	25.9	8
1986	Aaron Walker	12	331	27.6	2
1985	Steve Tacca	34	401	11.8	1
1984	Steve Tacca	15	183	12.2	3
1983	Steve Hardesty	39	606	15.5	1
1982	Mark Elliot	12	274	22.8	2
1981	Steve Pokrywka	25	492	19.7	2
1980	Ron Hamilton	84	1,128	13.4	5
1979	Ron Hamilton	50	791	15.8	6
1978	Mike Keeley	36	591	16.4	3
1977	Mike Keeley	30	538	17.9	4
1976	Mike Keeley	32	463	14.5	2
1975	Rick Benke	42	523	12.5	7
1974	Rick Benke	27	350	12.9	3
1973	John Hodnefield	14	310	22.1	2
1972	Jeff Roether	16	226	14.1	1
1971	Al Dressman	19	351	18.5	3
1970	Al Dressman	19	553	29.1	2
1969	Al Dressman	11	324	29.5	3
1968	Irv McCoy	35	305	8.7	0
1967	Jeff Hill	34	368	10.8	1
1966	Dan Dreiling	5	106	21.2	2
1965	Charlie White	10	122	12.2	0
1964	Pete Roscetti	10	289	28.9	
1963	Pete Roscetti	15	282	18.8	3
1962	John Pusateri	10	177	17.7	7
1961	John Gacek	10	157	15.7	0



Total Offense Leaders

Total Offense Plays

Career • 1,223, Joe Schartz, 1993-96
Season • 469, Barry Galbraith, 1999

Total Offense Yardage

Career • 6,622, Joe Schartz, 1993-96
(5,527 passing, 1,095 rushing)
Season • 2,644, Tyler Schuerman, 2000
(1,936 passing, 708 rushing)
By a sr. • 2,540, Barry Galbraith, 1999
By a jr. • 1,891, Joe Schartz, 1995
By a so. • 2,571, Dustin Hickel, 2002
By a fr. • 2,644, Tyler Schuerman, 2000
Game • 445, Mike Atkins vs. Missouri Western, 1979
(418 passing, 27 rushing)

Total Offense Touchdowns

Career • 54, Joe Schartz, 1993-96
Season • 28, Dustin Hickel, 2002
Game • 6, Barry Griffiths vs. Emporia State, 1988

*Records incomplete. Indicates passing touchdowns only.

Career Leaders	Yards	Rush	Pass
Joe Schartz, 1993-96	6,622	1,095	5,527
1993	1,417	-13	1,430
1994	1,649	290	1,359
1995	1,891	439	1,452
1996	1,665	379	1,286
Mike Atkins, 1977-80	5,063	-284	5,437
Aaron Battle, 1994-98	4,173	694	3,479
Tyler Schuerman, 2000-pr	4,155	1,185	2,970
Dustin Hickel, 2001-pr	4,119	951	3,168
LeRoy Harmon, 1945-49	3,924	1,927	1,997
Mike Grogan, 1974-77	3,861	100	3,761
Barry Galbraith, 1995-99	3,040	356	2,684
Dino DeLisa, 1983-85	2,794	2,794	0
Kyle Kingston, 1986-87	2,671	290	2,381
Barry Griffiths, 1987-88	2,352	-43	2,395
Brandon Rainer, 1998-2001	2,182	2,182	0
Les Williams, 1986-90	2,030	2,030	0
Willie Sapp, 1995-97	1,816	1,816	0
Dean Ferrell, 1966-68	1,813	288	1,525



Season Leaders

Tyler Schuerman, 2000
Dustin Hickel, 2002
Barry Galbraith, 1999
Barry Griffiths, 1988
Aaron Battle, 1998
Mike Atkins, 1980
Joe Schartz, 1995
Kyle Kingston, 1987
Aaron Battle, 1997
Joe Schartz, 1996
Joe Schartz, 1994
Mike Atkins, 1979
Dustin Hickel, 2001
Tyler Schuerman, 2001

Yards	Rush	Pass
2,644	708	1,936
2,571	411	2,160
2,540	271	2,269
2,296	-42	2,338
2,258	127	2,131
1,905	-201	2,106
1,891	439	1,452
1,794	165	1,629
1,677	502	1,175
1,665	379	1,286
1,649	290	1,359
1,597	-201	2,106
1,548	540	1,008
1,511	477	1,034



Joe Schartz
(1995-97)



Mike Atkins
(1977-80)

Yearly Offense Leaders

Year	Name	Yards	Plays	TD
2002	Dustin Hickel	2,571	418	28
2001	Dustin Hickel	1,548	540	8
2000	Tyler Schuerman	2,644	434	26
1999	Barry Galbraith	2,540	469	19
1998	Aaron Battle	2,258	413	17
1997	Aaron Battle	1,677	344	10
1996	Joe Schartz	1,665	304	16
1995	Joe Schartz	1,891	305	17
1994	Joe Schartz	1,649	329	10
1993	Joe Schartz	1,417	285	11
1992	Jeremy Smith	853	157	8
1991	Dan Holloway	744	185	3
1990	Greg Lane	758	178	3
1989	Mark Johnson	976	265	7
1988	Barry Griffiths	2,296	329	24
1987	Kyle Kingston	1,794	256	13
1986	Jim Bernard	1,374	251	7
1985	Mike McCartney	1,325	243	9
1984	Dino DeLisa	721	188	8
1983	Dino DeLisa	1,185	262	14
1982	Jeff Leiker	1,042	263	6
1981	Mark Elliott	1,299	353	8
1980	Mike Atkins	1,905	408	14
1979	Mike Atkins	1,597	310	11
1978	Mike Atkins	1,312	277	5
1977	Mike Grogan	1,192	246	13
1976	Mike Grogan	725	190	8
1975	Mike Grogan	1,122	240	15
1974	Mike Grogan	822	220	9
1973	Paul Garrett	328	133	2
1972	Ed Clark	682	218	3
1971	Kevin McCormick	862	172	13
1970	Jon Bakalar	779	152	3
1969	Dale Bennett	796	262	6
1968	Dean Ferrell	909	247	•
1967	Dean Ferrell	904	281	•
1966	J.D. Cleavinger	466	163	•
1965	Melvin Myricks	466	114	3
1964	Jerry Hardy	489	61	•
1963	Bill Harper	1,051	224	•
1962	Curt Miller	803	185	•
1961	Tom Hallacy	417	111	•



Barry Galbraith
(1995-99)



Dean Ferrell
(1966-68)

(Far left)
Joe Schartz is the Ichabods' all-time in total offense with 6,622 yards. He is sixth on the MIAA's all-time total offense career chart as well.

Kick Return Leaders



**Clarence Taylor
(1975-77)**



**Andy Rucker
(1995-97)**



**Patrick Hayes
(1999-2002)**

Kickoffs Returned

Career • 51, Patrick Hayes, 1999-2002
51, Colon McNeal, 1999-2002
Season • 30, Joe Clark, 1990

Kickoff Return Yardage

Career • 1,189, Patrick Hayes, 1999-pr.
Season • 648, Joe Clark, 1990

Kickoff Return Average

Career • 24.8, Clarence Taylor, 1975-77
Season • 43.8, Gene McBride, 1970 (8 returns)
28.8, Clarence Taylor, 1976 (18 returns)

Kickoffs Returned for Touchdowns

Career • 1, Ed Vacek, 1985; Corey Crain, 1999
Season • 1, Ed Vacek vs CMSU, 1985; Corey Crain, vs
MSSC, 1999

Longest Kickoff Return for a Touchdown

98 yards by Ed Vacek vs CMSU, 1985
97 yards by Corey Crain vs MSSC, 1999

Career Leaders (min. 15)	Avg	Ret	Yards	TD
Clarence Taylor, 1974-77	24.8	47	1,184	0
Corey Crain, 1999-2002	24.6	27	663	1
Patick Hayes, 1999-2002	23.3	51	1,189	0
Ron Beal, 1978-79	23.1	18	432	0
Chris Huelsman, 2001-pr.	23.0	21	484	0
Troy Slusser, 1985-88	21.8	49	1,101	0
Joe Clark, 1990	21.6	30	648	0

Season Leaders (min. 8)	Avg.	Ret	Yards	TD
Gene McBride, 1970	43.8	8	350	0
Corey Crain, 1999	32.5	10	325	1
Clarence Taylor, 1976	28.8	18	519	0
Clarence Taylor, 1977	27.6	15	414	0
Ron Beal, 1979	27.4	11	301	0
Patrick Hayes, 2000	24.8	22	545	0
Colon McNeal, 2001	24.8	13	323	0
Dwayne Haley, 1988	24.6	13	304	0
Troy Slusser, 1987	24.4	17	414	0
Patrick Hayes, 2001	23.4	24	562	0
Troy Slusser, 1985	23.3	13	303	0
Dashiell Wandix, 1987	23.2	13	302	0
Chris Huelsman, 2002	22.9	19	435	0
Andy Rucker, 1997	22.7	19	431	0

Punt Return Leaders

Punts Returned

Career • 121, Troy Slusser, 1985-88
Season • 45, Troy Slusser, 1987

Punt Return Yards

Career • 1,152, Troy Slusser, 1985-88
Season • 416, Troy Slusser, 1987

Punt Return Average

Career • 12.9, Mayo Schmidt, 1978
Season • 15.3, Colon McNeal, 1998

Punts Returned for a Touchdown

Career • 1, Troy Slusser, 1985-88; Andy Rucker, 1995-97; Clarence Taylor, 1974-77; Brooks Myers, 2002-pr
Season • 1, Troy Slusser, 1986; Andy Rucker, 1995 and Clarence Taylor, 1975; 1 Brooks Myers (blocked punt return), 2001

Longest Punt Return for a Touchdown

90 yards by Clarence Taylor vs. Emporia State, 1975

Career Leaders	Avg.	Ret.	Yards	TD
Mayo Schmidt, 1978	12.9	14	181	0
Clarence Taylor, 1974-77	10.9	75	820	1
Colon McNeal, 1998-2001	10.7	49	524	0
Ron Beal, 1978-79	10.4	29	302	0
Ron Hamilton, 1979-80	9.6	13	125	0

Season Leaders (min.7)	Avg.	Ret.	Yards	TD
Colon McNeal, 1998	15.3	13	199	0
Clarence Taylor, 1975	13.9	15	209	1
Mayo Schmidt, 1978	12.9	14	181	0
Ron Beal, 1978	12.3	15	185	0
Clarence Taylor, 1977	11.7	28	327	0
Troy Slusser, 1988	10.8	38	414	0
Anthony Bryan, 1985	10.7	7	75	0
Patrick Hayes, 2000	10.3	23	237	0
Ron Hamilton, 1980	9.6	13	125	0
Troy Slusser, 1987	9.2	45	416	0
Al Dressman, 1970	9.1	7	64	0
Colon McNeal, 1999	9.1	34	311	0



(Far right)
**Andy Rucker
(1995-97) is
second on the
all-time kick off
return chart
with 50. Rucker
is last Ichabod
to return a punt
for a touchdown
a 50-yard return
against Central
Missouri in
1995.**

Punting Leaders

Punts Attempted

Career • 239, Tim Beasley, 1984-87
 Season • 78, Jeff Hill, 1969
 By a sr. • 78, Jeff Hill, 1969
 By a jr. • 62, Alan Kaniper, 1990
 By a so. • 70, Tim Beasley, 1985
 By a fr. • 77, Randy Davey, 1982
 Game • 11, Brian Fuemmeler vs. MSSC, 1995

Punting Yardage

Career • 9,983, Tim Beasley, 1984-87
 Season • 3,044, Jeff Hill, 1969
 By a sr. • 3,044, Jeff Hill, 1969
 By a jr. • 2,488, Alan Kaniper, 1990
 By a so. • 2,608, Tim Beasley, 1985
 By a fr. • 2,982, Randy Davey, 1982

Punting Average

Career • 40.9, Kevin Cummings, 1979-80
 Season • 42.5, Eric Roth, 2002
 By a sr. • 42.5, Eric Roth, 2002
 By a jr. • 40.1, Alan Kaniper, 1990
 By a so. • 39.3, Brent Cripps, 1975
 By a fr. • 39.8, Brent Cripps, 1974
 Game • 49.8 (6 punts), Brent Cripps vs. MWSC 1974

Longest Punt in a Game

Randy Davey, vs MWSC, 198287 yards

Career Leaders

	Avg.	Punts	Yards
Kevin Cummings, 1979-80	40.9	72	2,879
Brent Cripps, 1974-77	40.0	196	7,844
Alan Kaniper, 1988-91	38.4	231	8,933
Eric Roth, 1999-2002	38.2	204	7,800
Jon Bakalar, 1970-71	37.8	123	4,645
Jeff Hill, 1966-69	37.6	191	7,229
Tim Beasley, 1984-87	37.7	239	8,983
Pete Roscetti, 1963	37.3	32	1,811
Dave Bowman, 1972	36.7	50	1,835
Brian Fuemmeler, 1994-97	36.4	206	7,504
Randy Davey, 1982-83	35.9	125	4,565

Season Leaders

	Avg.	Punts	Yards
Eric Roth, 2002	42.5	53	2,252
Brent Cripps, 1977	42.0	46	1,934
Alan Kaniper, 1990	40.1	62	2,488
Brian Fuemmeler, 1997	39.9	58	2,312
Kevin Cummings, 1980	39.8	66	2,627
Brent Cripps, 1974	39.8	56	2,231
Alan Kaniper, 1991	39.3	65	2,555
Brent Cripps, 1975	39.3	40	1,573
Jon Bakalar, 1971	39.0	62	2,417
Brent Cripps, 1976	39.0	54	2,106
Eric Roth, 2001	38.8	44	1,706
Tim Beasley, 1986	38.8	48	1,862
Randy Davey, 1982	38.7	77	2,982

Yearly Punting Leaders

Year	Name	No	Yards	Avg	Blkd
2002	Eric Roth	53	2,252	42.5	0
2001	Eric Roth	44	1,706	38.8	0
2000	Eric Roth	48	1,644	34.3	0
1999	Eric Roth	59	2,198	37.3	2
1998	Chad Todd	45	1,603	35.6	0
1997	Brian Fuemmeler	58	2,312	39.9	0
1996	Brian Fuemmeler	49	1,786	36.4	0
1995	Brian Fuemmeler	50	1,757	35.1	0
1994	Brian Fuemmeler	49	1,629	33.3	0
1993	Wendell Snodgrass	29	943	32.5	0
1992	Aaron Sigg	55	1,837	33.4	0
1991	Alan Kaniper	65	2,555	39.3	0
1990	Alan Kaniper	62	2,488	40.1	0
1989	Alan Kaniper	59	2,281	38.6	0
1988	Alan Kaniper	45	1,609	35.7	0
1987	Tim Beasley	54	2,084	38.6	0
1986	Tim Beasley	48	1,862	38.8	0
1985	Tim Beasley	70	2,608	37.2	0
1984	Tim Beasley	67	2,429	36.2	0
1983	Randy Davey	48	1,583	33.0	0
1982	Randy Davey	77	2,982	38.7	0
1981	Aron Fass	65	2,299	35.4	0
1980	Kevin Cummings	66	2,627	39.8	0
1979	Mike Perry	46	1,748	38.0	0
1978	Mike Perry	56	2,060	36.8	0
1977	Brent Cripps	46	1,934	42.0	0
1976	Brent Cripps	54	2,106	39.0	0
1975	Brent Cripps	40	1,573	39.3	0
1974	Brent Cripps	56	2,231	39.8	0
1973	Steve Coover	43	1,517	35.3	0
1972	Dave Bowen	50	1,835	36.7	0
1971	Jon Bakalar	62	2,417	39.0	0
1970	Jon Bakalar	61	2,228	36.5	0
1969	Jeff Hill	78	3,044	39.0	0
1968	Dale Bennett	45	1,521	33.8	0
1967	Jeff Hill	63	2,419	38.4	0
1966	Jeff Hill	50	1,766	35.3	0
1965	Leonard Bozic	52	1,811	34.8	0
1964	no record				
1963	Pete Roscetti	32	1,193	37.3	0
1962	Jack Clanton	40	1,500	37.5	0
1961	Jack Clanton	39	1,260	32.3	0



**Eric Roth
(1999-2002)**



**Brent Cripps
(1974-77)**



**Randy Davey
(1982-83)**



**(Far left)
 Washburn's
 Brian
 Fuemmeler
 (1994-97) led
 the Ichabods
 in punting four
 straight sea-
 sons. His 11
 punts against
 Missouri
 Southern in
 1995 is a team
 record.**

Scoring Leaders



**Troy Slusser
(1985-88)**



**Chad Todd
(1997-2000)**



**Brandon
Rainer
(1998-2001)**



**Dino DeLisa
(1983-85)**

Points Scored

Career • 226, Troy Slusser, 1985-88
Season • 128, Troy Slusser, 1988
Game • 30, Art Fletcher vs. Benedictine, 1948

Touchdowns

Career • 37, Troy Slusser, 1985-88
Season • 21, Troy Slusser, 1988
Game • 5, Art Fletcher vs. Benedictine, 1948

Extra Points Made

Career • 102, Chad Todd, 1997-2000
Season • 42, Chad Todd, 2000 (42 of 45)
Game • 10, Mike Cassin vs. St. Mary's of the Plains, 1978

Field Goals Made

Career • 36, Chad Todd, 1997-2000
Season • 17, Nick Kresic, 1986 (23 attempts)
Game • 4, Mike Cassin vs. Missouri Valley, 1978;
Dan Brown vs. Emporia State, 1992;
Chad Todd vs. Wisconsin-LaCrosse, 2000

Kick Scoring

Career • 210, Chad Todd, 1997-2000
Season • 79, Nick Kresic, 1986

Career Leaders

	Points	TD	PAT	FG
Troy Slusser, 1985-88	226	37	2	0
Chad Todd 1997-2000	210	0	102	36
Brandon Rainer, 1998-2001	186	31	0	0
Dino DeLisa, 1983-85	174	29	0	0
Nick Kresic, 1983-86	141	0	78	34
Joe Scharzt, 1993-96	138	23	0	0
Dan Brown, 1992-95	137	0	74	21
Tyler Schuerman, 2000-pr	132	22	0	0
Kevin McCormick, 1969-71	126	21	0	0
Willie Sapp, 1995-97	116	19	1	0
Michael Dritelein, 1992-95	108	18	0	0
Brent Cripps, 1975-77	108	18	0	0

Season Leaders

	Points	TD	PAT	FG
Troy Slusser, 1988	128	21	1	0
Tyler Schuerman, 2000	96	16	0	0
Dino DeLisa, 1983	84	14	0	0
Nick Kresic, 1986	79	0	28	17
Kevin McCormick, 1971	78	13	0	0
Sam Sissom, 2002	74	12	1	0
Chad Todd, 2000	63	0	42	7
Nick Cummings, 1994	60	10	0	0
Chad Todd, 1998	57	0	24	11
Marc Nardella, 1999	56	9	1	0
Brandon Rainer, 2001	54	9	0	0
Gary Yager, 1975	54	9	0	0
Ray Gerstenkorn, 1974	54	9	0	0
Steve Alston, 1969	54	9	0	0
DaWight Benning, 2002	54	9	0	0

Yearly Scoring Leaders

Year	Name	Points	TD	PAT	FG
2002	Sam Sissom	74	12	1	0
2001	Brandon Rainer	54	9	0	0
2000	Tyler Schuerman	96	16	0	0
1999	Marc Nardella	56	9	1	0
1998	Chad Todd	57	0	24	11
1997	Willie Sapp	50	8	1	0
1996	Brian Fuemmeler	40	0	28	4
1995	Michael Dritelein	48	8	0	0
1994	Nick Cummings	60	10	0	0
1993	Michael Dritelein	24	4	0	0
1992	Dan Brown	33	0	18	5
1991	Talmdage Graham	24	4	0	0
1990	Dave Ruder	34	0	13	7
1989	Mark Johnson	18	3	0	0
1988	Troy Slusser	128	21	1	0
1987	Troy Slusser	50	8	1	0
1986	Nick Kresic	79	0	28	17
1985	Nick Kresic	45	0	18	9
1984	Dino DeLisa	48	8	0	0
1983	Dino DeLisa	84	14	0	0
1982	Ronnie Davis	24	4	0	0
1981	Ron Davis	36	6	0	0
1980	Ron Hamilton	32	5	1	0
1979	Kevin Cummings	39	0	12	9
1978	Mike Cassin	46	0	19	9
1977	Brent Cripps	48	8	0	0
1976	Brent Cripps	48	8	0	0
1975	Gary Yager	54	9	0	0
1974	Ray Gerstenkorn	54	9	0	0
1973	John Stauffer	18	3	0	0
1972	Russ Hill	40	0	19	7
1971	Kevin McCormick	78	13	0	0
1970	Kevin McCormick	42	7	0	0
1969	Steve Alston	54	9	0	0
1968	Charlie King	18	3	0	0
1967	Wes Chapman	18	3	0	0
1966	J.D. Cleavinger	18	3	0	0
1965	Charlie White	24	4	0	0
1964	no record				
1963	Bill Harper	36	6	0	0
1962	John Pusateri	42	7	0	0
1961	Curt Miller	24	4	0	0



**(Far left)
Former place-
kicker Chad
Todd (1997-
2000) is
second on the
all-time
scoring chart.
His 36 career
field goals is
also tops on
the all-time
charts.**

Defensive Leaders

Total Tackles

Career • 349, Tony Scollieri, 1994-97
Season • 152, Bill Guidetti, 1984

Solo Tackles

Career • 196, Tony Scollieri, 1994-97
Season • 74, Tony Scollieri, 1997

Assisted Tackles

Career • 153, Tony Scollieri, 1994-97
Season • 58, Todd, McGhghy, 1991

Quarterback Sacks

Career • 28.5, Jim Butler, 1985-87
Season • 12, Dan Remboldt, 1984; Jim Butler, 1987
Game • 4, Jim Butler vs. Wayne State, 1985
Jim Butler vs. Wayne State, 1987

Tackles for Losses

Career • 37, Tony Scollieri, 1994-97
Season • 18, Corey Phipps, 1999

Interceptions

Career • 13, A.C. Poynter
Season • 8, Bruce Canady, 1983
Game • 5, Larry Miffleton

Longest Interception Return

Meryl Garvey, 91 yards, 1948 vs Peru State

Most Blocked Kicks

Career • 5, Zuri Stokes, 1993-96
Season • 5, Zuri Stokes, 1996
Team Record • 7, 1996

Fumbles Recovered

Career • 9, Steve Mullins, 1976-79,
John Tatum, 1976-79, and Danny Holmes,
1981-84

Season — 6, Mike Lake, 1968

^Career tackle charts are incomplete before 1984

Career Leaders

	Tackles	Solos	Assists
Tony Scollieri, 1994-97	349	196	153
Matt Cahill, 1979-82	323	•	•
Jeremy Potts, 1998-2001	258	143	115
Corey Phipps, 1997-2000	242	125	117
Todd McGhghy, 1990-91	226	138	88
Nolan Jeffery, 1993-95	225	141	84
Wade Dennis, 1986-88	191	98	93
Joe Corcoran, 2000-pr	189	90	99

Season Leaders

	Tackles	Solos	Assists
Bill Guidetti, 1984	152	•	•
Todd McGhghy, 1991	129	71	58
Joe Corcoran, 2002	125	60	65
Tony Scollieri, 1997	124	74	50
Tony Scollieri, 1996	116	61	55
Corey Phipps, 1999	112	57	55
Wade Dennis, 1988	111	62	49
Charlie Bennett, 1987	108	67	41
Dave Noot, 1992	97	40	57
Todd McGhghy, 1990	97	67	30

^Career tackle charts are incomplete before 1984



**Tony Scollieri
(1994-97)**

Yearly Defensive Leaders

Year	Name	Tackles	Solos	Assists
2002	Joe Corcoran	125	60	65
2001	Larry Schembri	90	44	46
2000	Corey Phipps	78	37	41
1999	Corey Phipps	112	57	55
1998	Travis Smith	77	35	42
1997	Tony Scollieri	124	74	50
1996	Tony Scollieri	116	61	55
1995	Nolan Jeffery	88	53	35
1994	Nolan Jeffery	89	38	51
1993	Everald Flowers	63	30	33
1992	Dave Noot	97	40	57
1991	Todd McGhghy	129	71	58
1990	Todd McGhghy	97	67	30
1989	Howard Holbrooks	93	58	35
1988	Wade Dennis	120	62	49
1987	Charlie Bennett	108	67	41
1986	Shawn Rose	85	51	34
1985	Mark Brinker	77	44	33
1984	Bill Guidetti	152	•	•



(Left)
Former
Washburn
linebacker
Tony Scollieri
(1994-97) is
the all-time
leader in solo
(196), assisted
(153) and
total (349)
tackles. He
also holds the
WU record for
tackles for
loss in a
career with
37.

All-Time Record

Total Games Played
1,010
Overall Record
446-520-44

Winning Percentage
.463

RECORDS BY DECADE

1891-99
24-14-4619

1900-09
57-23-8693

1910-19
38-37-7506

1920-29
24-57-8315

1930-39
44-48-4479

1940-49
39-35-6525

1950-59
47-38-2546

1960-69
34-56-1379

1970-79
50-47-4515

1980-89
44-60-0423

1990-99
30-74-0288

2000-09
11-22333

MILESTONE VICTORIES

Victory Number One
1891:
Washburn 8
Kansas City YMCA 2

Victory Number 50
1904:
Washburn 23
Ottawa 4

Victory Number 100
1914:
Washburn 6
Central Missouri 0

Victory Number 150
1930:
Washburn 27
St. Mary's 13

Victory Number 200
1942:
Washburn 21
Fort Hays State 13

Victory Number 250
1954:
Washburn 13
Colorado Mines 10

Victory Number 300
1965:
Washburn 15
Peru State 7

Victory Number 350
1977:
Washburn 28
Pittsburg State 21

Victory Number 400
1988:
Washburn 59
Emporia State 46

First Downs

First downs in a game • 33, Emporia State, 1998

First downs in a season • 255, 2000 (11 games)

Rushing

Yards in a game • 382, McPherson (Kan.), 1995

Yards in a season • 2,247, 1997 (11 games)

Best Rushing Average Game (season) • 234.5, 2000

Passing

Yards in a game • 418, Missouri Western, 1979

Yards in a season • 2,924, 1980 (11 games)

Completions in a game • 34, Wayne State (Neb.), 1980

Completions in a season • 183, 1980

Attempts in a game • 63, Wayne State (Neb.), 1980

Attempts in a season • 345, 1980

Passing TD's in a game • 6, Emporia State, 1988

Passing TD's in a season • 23, 1988 (11 games)

Completion percentage in a game • .900, Mo. Valley, 1980

Total Offense

Yards in a game • 681, Rockhurst, 1949

Yards in a season • 4,575, 2000 (11 games)

Scoring Offense

Points in a game • 80, Fort Riley, 1900 (W 80-0)

Points in a season • 347, 2000 (11 games)

Points per game (season) • 31.5, 2000 (11 games)

Fewest Points in a Season

All-time • 0, 1892

Times Shutout in a Season

All-time • 5, 1942

Scoring Defense

Shutouts in a season —

All-time • 7, 1906

Consecutive shutouts • 5, 1906

Fewest points allowed in a season • 6, 1903 (8 games)
(0.8 points per game)

Most points allowed in a game —

77, Mississippi Vall. St., 1984 • (L 77-15)

Most points allowed in a season • 414, 1993

Total Defense

Fewest yards allowed in a game

(-3), St. Mary's of the Plains, '78

Fewest yards allowed in a season • 1,614
1973 (10 games)

Fewest rushing yards allowed / game • (-32)
vs. Southwest Baptist, 1990

Fewest rushing yards allowed in a season • 78
1964

Fewest passing yards allowed in a game • 0

vs. Wichita State in 1946,

vs. Emporia State in 1947,

vs. Northeast Missouri State in 1963,

vs. Southern Colorado in 1973

Fewest passing yards allowed in a season • 493
1963

Interceptions

Interceptions in a game • 6

vs. Missouri Western, 1974, 1983

vs. Fort Hays State, 1975

Interceptions in a season • 22
1983

Punting

Most punts in a game • 11

vs. Missouri Southern, 1995

Most punts in a season • 80
1952

Longest punt • 87
vs. Missouri Western, 1982

Field Goals

Longest field goal • 52

Russ Hill vs Northern Colorado, 1972

Charles Goodknight vs Emporia State, 1985

Longest Winning Streaks

All games • 8
1964

Longest Losing Streaks

All games • 16
1992-94

Best Record

Overall • 8-0-0

1907

Most wins in a season • 8
1906, '07, '64, '74, '83, '86

Consecutive games scoring

All games • 89, 1972-81 seasons

(beginning with Fort Hays State, 1972 and ending with
Missouri Southern, 1981)

Current Streak • 34, Nov. 14, 1998-present

(beginning with Pittsburg State through end of 2000 season)
last time shutout was Nov. 7, 1998 vs CMSU, 37-0.

Top Rushing Seasons

	Year	Plays	Avg.	TD	Yards
1.	2000.....	572	4.5	35	2,580
2.	1997.....	552	4.1	21	2,247
3.	2001.....	523	4.3	22	2,246
4.	1964.....				2,081
5.	1999.....	551	3.8	18	2,067
6.	1991.....	513	4.0	10	2,029
7.	1983.....	518	3.8	21	1,978
8.	1966.....	537	3.5		1,877
9.	1990.....	508	3.7	11	1,855
10.	1972.....	517	3.4	17	1,770

Top Passing Seasons

	Year	Cmp	Avg.	TD	Yards
1.	1980.....	257	11.4	16	2,924
2.	1988.....	172	16.5	27	2,839
3.	1993.....	199	13.0	11	2,578
4.	2002.....	161	15.2	24	2,447
5.	1999.....	155	14.9	16	2,312
6.	1987.....	138	16.2	14	2,239
7.	1998.....	156	14.3	11	2,230
8.	2001.....	137	14.9	12	2,042
9.	2000.....	139	14.3	11	1,995
10.	1986.....	126	13.9	8	1,748

Top Offensive Seasons


	Year	Plays	Avg.	TD	Yards
1.	2000.....	832	5.5	47	4,575
2.	1988.....	795	5.6	42	4,491
3.	1999.....	823	5.3	37	4,379
4.	2001.....	817	5.2	35	4,288
5.	2002.....	832	5.3	40	3,972
6.	1987.....	730	5.3	34	3,847
7.	1983.....	738	5.0	29	3,687
8.	1998.....	719	5.1	28	3,676
9.	1993.....	752	4.5	21	3,401
10.	1997.....	766	4.7	24	3,632

Largest Victory Margin

80	Fort Riley • 80-0	1900
76	St. Mary's of the Plains • 79-3	1978
64	Olathe Naval Station • 64-0	1953
61	McPherson • 61-0	1995
60	Rockhurst • 60-0	1949
56	Kansas State • 56-0	1904
55	Ottawa • 55-0	1912
55	Missouri Western • 58-3	1972
53	Wichita State • 53-0	1919
49	Missouri-Rolla • 49-0	2002
47	College of Emporia • 47-0	1903
47	Cooper College • 47-0	1919
46	Fort Hays State • 46-0	1963
45	Missouri-Rolla • 45-0	1996
42	Lincoln • 63-21	2000
42	Midland College • 42-0	1894
42	St. Mary's College • 42-0	1906
42	Peru State • 42-0	1964

Largest Losing Margin

67	Colorado College • 67-0	1944
62	Mississippi Valley State • 77-15	1984
61	Pittsburg State • 61-0	1989
60	Pittsburg State • 72-12	1998
59	Pittsburg State • 62-13	1994
54	Fresno State • 54-0	1965
52	Missouri Western • 52-0	1981
51	Southwest Missouri State • 66-15	1992
49	Nebraska-Kearney • 55-6	1967
47	Nebraska • 47-0	1915
47	Kansas State • 47-0	1916
47	Nebraska-Omaha • 47-0	1968
46	Baker • 46-0	1891
45	College of Emporia • 45-0	1927
44	Baker • 44-0	1892
44	Kansas • 58-14	1938
44	Sam Houston State • 51-7	1985
44	Pittsburg State • 44-0	1987
42	Northwest Missouri • 63-21	2000
42	Wichita State • 42-0	1942



Dustin Hickel
Claffin, Kan.
2002 Offensive
Most Valuable Player



Joe Corcoran
Lecompton, Kan.
2002 Defensive
Most Valuable Player

2002 Players of the Week

Sept. 7 vs Wisconsin-La Crosse

Offensive Skillman: Rawshawn Bland
Defensive Back: Joe Corcoran
Offensive Lineman: Tim Watts
Defensive Lineman: Chad Gordon
Special Teams: Eric Roth; Chris Huelsman
Offensive Workteam: Ben Thursby
Defensive Workteam: Henry Talley III
Big Hit: Adam Toby

Sept. 14 vs Fort Hays State

Offensive Skillman: Dustin Hickel
Defensive Back: Joe Corcoran
Offensive Lineman: Kevin Pierce
Defensive Lineman: Grant Gould
Special Teams: Eric Roth; Cason Lehman
Offensive Workteam: Trent Hearn
Defensive Workteam: Kyle Kabriel
Big Hit: Cason Lehman

Sept. 21 vs Pittsburg State

Offensive Skillman: Cason Lehman
Defensive Back: Corey Crain
Offensive Lineman: Kevin Pierce
Defensive Lineman: Morgan Dewey
Special Teams: Eric Roth; Chris Huelsman
Offensive Workteam: Josh Coval
Defensive Workteam: Kyle Kabriel
Big Hit: Avery Smith

Nov. 9 vs Missouri-Rolla

Offensive Skillman: DaWight Benning
Defensive Back: Brooks Myers
Offensive Lineman: Kevin Pierce
Defensive Lineman: Jonathan Mayes
Special Teams: Eric Roth, Cason Lehman
Offensive Workteam: Brett Dubbert, Trent Hearn, Chris McCann, Chris Brown
Defensive Workteam: Brett Sharp
Big Hit: Jacob Barth

Sept. 28 vs Missouri Southern

Offensive Skillman: Sam Sissom
Defensive Back: Darold Smith
Offensive Lineman: John McKinnley
Defensive Lineman: Michael Kitchener
Special Teams: Eric Roth; Adam Toby
Offensive Workteam: Chris McCann
Defensive Workteam: Adam Griess
Big Hit: Terell Cobb

Oct. 5 vs Northwest Missouri

Offensive Skillman: Sam Sissom
Defensive Back: Joe Corcoran
Offensive Lineman: Derek Young
Defensive Lineman: Eric Taylor
Special Teams: Eric Roth; Chris Huelsman
Offensive Workteam: Ryan Clary
Defensive Workteam: Nick Nyp
Big Hit: Darold Smith

Oct. 12 vs Truman State

Offensive Skillman: Dustin Hickel
Defensive Back: Darold Smith
Offensive Lineman: Derek Young
Defensive Lineman: Morgan Dewey
Special Teams: Adam Toby; Chris Huelsman
Offensive Workteam: Marquetis Burgess
Defensive Workteam: Joseph Leiker
Big Hit: Darold Smith

Oct. 19 vs Central Missouri

Offensive Skillman: Mike Odupitan
Defensive Back: Grant Gould
Offensive Lineman: Kevin Pierce
Defensive Lineman: Chad Gordon
Special Teams: Jeff Scott; Josh Looney
Offensive Workteam: Chris McCann
Defensive Workteam: Nick Nyp
Big Hit: Taurence Minikwu

Oct. 26 vs Missouri Western

Offensive Skillman: Mike Odupitan, Sam Sissom and Cason Lehman
Defensive Back: Josh Looney
Offensive Lineman: Tim Watts
Defensive Lineman: Terell Cobb
Special Teams: Chris Huelsman; Joe Corcoran
Offensive Workteam: Chris Brown
Defensive Workteam: Henry Talley
Big Hit: Grant Gould

Nov. 2 vs Emporia State

Offensive Skillman: Dustin Hickel
Defensive Back: Darold Smith
Offensive Lineman: Jim Holland
Defensive Lineman: Terell Cobb and Jacob Barth
Special Teams: Eric Roth, J.R. Phillips, Bobby Nelson
Offensive Workteam: Justin Thompson
Defensive Workteam: Forrest Williams
Big Hit: Taurence Minikwu and Rashawn Bland

Nov. 16 vs Southwest Baptist

Offensive Skillman: DaWight Benning
Defensive Back: Grant Gould
Offensive Lineman: Derek Young
Defensive Lineman: Chad Gordon and Jonathan Mayes
Special Teams: Eric Roth
Offensive Workteam: Marquetis Burgess
Defensive Workteam: Bret Sharp
Big Hit: Darold Smith

Past Ichabod Most Valuable Players

2001	Colon McNeal, WR Larry Schembri, LB	1998	Joe Busby, OL Travis Smith, SS	1995	Michael Dritlein, WR
2000	Jared Barge, OL Buck Reuter, DL	1997	Willie Sapp, HB Tony Scollieri, LB	1994	Michael Dritlein, WR
1999	Barry Galbraith, QB Aaron Doonan, DE	1996	Joe Schartz, QB Zuri Stokes, DB	1993	Michael Dritlein, WR
				1992	Dave Noot, LB
				1991	Kevin Marshall, DB
				1990	Todd McGhghy, LBa

College Football Comes to Washburn in 1885

Back in 1885, when there were no paved streets in Topeka, and "MacVicar" was the name of the Washburn president and not one of those unpaved streets, an Englishman brought football to the Washburn campus.

Six years later, in 1891, the Ichabod football tradition entered a new era as Washburn played its first season of intercollegiate competition. According to Washburn records, there were no games played in 1895, allowing the 1991 squad to celebrate the 100th season in Washburn football history.

Washburn celebrated the 50th anniversary of football's debut on campus in 1935. Robert Stone, a member of the team in 1885, penned a brief sketch of the first 50 years of Washburn football which appeared in the Oct. 30, 1935 issue of the Topeka Journal.



"Fifty years ago the Washburn college students organized the first college football team in the state. A young Englishman, who worked in the Santa Fe shops, brought with him from the old country an enthusiasm for the Rugby game. He organized a Santa Fe football team and challenged the Washburn students to organize and play. We accepted the challenge, organized a team and beat him. We then induced other colleges in the state to get into the field, and until after I graduated Washburn college our team was unbeaten on the football field. As I recollect, the first defeat was suffered at Columbia, Mo., in 1890." - By Robert Stone - Topeka-Journal

Washburn Conference Ties

Throughout its athletic history, Washburn has looked beyond the state borders of Kansas to find conference affiliations. The university has competed in nine different conferences, including its current association with the Mid-America Intercollegiate Athletics Association (MIAA), a NCAA Division II league of institutions in Missouri and Kansas.

Washburn's longest association was with the Central Intercollegiate Conference, of which the Ichabods were members from 1941 to 1968. Like the MIAA, the CIC included institutions in Missouri and Kansas.

Membership in three conferences were more regional in nature, forcing the Ichabods to travel throughout five states. The Missouri Valley Conference consisted of schools in Nebraska, Kansas, Oklahoma, Iowa and Missouri, many of whom are currently NCAA Division I member institutions. Both the Rocky Mountain Athletic Conference and the Great Plains Athletic Conference put the Ichabods on the road to Colorado, Utah, New Mexico, Nebraska and Kansas.

Washburn has won two outright conference championships, while earning co-championships four times. The Ichabods were Central Conference co-champions in 1931. They held the title of Central Intercollegiate Conference co-champions in 1949, 1953, and 1954.

In 1964, Washburn won its first outright championship by claiming the Central Intercollegiate Conference title. Washburn's most recent conference crown was won in 1983 as members of the Central States Intercollegiate Conference.





**Leroy Harman
(1946-49)**



**Art Fletcher
(1946-49)**



**Pat Scherzer
(1962-65)**



**Dode Lesser
(1965-66)**



**Steve
Burkdoll
(1977)**

**CoSIDA NCAA
Division II All-America**
1995 Michael Dritlein, WR, 2nd

**Daktronics
All-Midwest Region**
2002 Eric Roth, P, 1st
1999 Kevin Wheeler, OL, 2nd
1996 Zuri Stokes, CB, 2nd
1995 Michael Dritlein, WR, 1st

**Football Gazette
All-America**
1988 Troy Slusser, WR, 1st
1995 Michael Dritlein, WR, 1st

**Cacuts/Snow Bowl All-Star
Game Participant**
1998 Joe Busby, OL
1999 Marc Nardella, WR
2001 Colon McNeal, WR
2002 Eric Roth, P

**GTE / CoSIDA
Academic All-America**
1999 Aaron Doonan, DE, 2nd
1995 Michael Dritlein, WR, 2nd
1993 Michael Dritlein, WR, 2nd

**GTE / CoSIDA
Academic All-District**
1999 Aaron Doonan, DE, 1st
1998 Aaron Doonan, DT, 1st
Joe Banks, WR, 2nd
1997 Darren Heer, FB, 1st
Gabe Clements, DL, 1st
Aaron Doonan, DL, 2nd
Brian Fuemmeler, P, 2nd
Brent Stones, OL, 3rd
Dan Smith, DL, 3rd
Ryan Bradbury, DB, 3rd
1996 Gabe Clements, DL, 1st
Jeff Koch, TE, 2nd
1995 Michael Dritlein, WR, 1st
Joe Scharzt, QB, 2nd
1994 Michael Dritlein, WR, 2nd
1993 Michael Dritlein, WR, 1st

**Burger King Scholar
Athlete of the Week**
1999 Aaron Doonan, DE
1995 Michael Dritlein, WR

NAIA All-America
1988 Troy Slusser, WR, 1st
Steve Sheehan, OL, HM
1987 Troy Stedman, OL, 2nd
Jim Butler, DE, HM
Mike Gibson, OG, HM
1986 Nick Kresic, PK, 2nd
Jerry Nall, OT, 2nd
Charles Braden, DT, HM
Mark Brinker, FS, HM
1985 Charlie Braden, DE, HM
1983 Dino DeLisa, RB, HM
1980 Ron Hamilton, WR, 1st
1977 Tom DeGroot, LB, HM
1974 John Poke, HM
1964 Bob Noblitt, 1st
Robert Hardy, 1st

Little All-America
1964 Bob Hardy, HB, 1st
1964 Dode Lesser, OT, DE, HM

**NAIA Academic
All-American**
1986 Tim Beasley, P, 1st
Mark Brinker, FS, 1st
Darrin Rohr, RB, 1st
Pete Flannigan, WR, HM
Mike McGreevy, TE, HM
Mike VanSickle, DB, HM
Aaron Walker, WR, HM

MIAA Freshman of the Year
2002 Sam Sissom, WR
2000 Tyler Schuerman, QB

All-MIAA
2002 Eric Roth, P, 1st
Tim Watts, OT, 2nd
2001 Colon McNeal, WR, 2nd
Anders Grove, OT, 2nd
2000 Brandon Rainer, FB, 2nd
Jared Barge, OC, 2nd
Eric Taylor, DE, 2nd
Chad Todd, K, 2nd
1999 Corey Phipps, LB, 2nd
Aaron Doonan, DE, 2nd
Marc Nardella, WR, 2nd
1998 Marc Nardella, WR, 1st
Joe Busby, OG, 1st
Lydell Flowers, RB, 2nd
Travis Smith, SS, 2nd
1997 Tony Scollieri, LB, 2nd
Chris Swirles, FS, 2nd
Willie Sapp, HB, 2nd
1996 Zuri Stokes, CB, 2nd
Tony Scollieri, LB, 2nd
Beau Caryl, DE, 2nd
Joe Busby, OL, 2nd
1995 Michael Dritlein, WR, 1st
Bryan Dugan, OL, 1st
Maurice Ragland, CB, 2nd
Nolan Jeffrey, FS, 2nd
1994 Michael Dritlein, WR, 1st
Nick Cummings, FB, 2nd
1993 Michael Dritlein, WR, 1st
1992 Dave Noot, LB, 1st
Wayne Peacock, OL, 2nd
1991 Alan Kaniper, P, 1st
Kevin Marshall, DB, 2nd
Todd McGhghy, LB, 2nd
1990 Fred Caldwell, OL, 1st
Todd McGhghy, IL, 1st
1989 Phil Brooks, 1st
Wade Dennis, 1st

All-MIAA Academic
1999 Aaron Doonan, DE
1998 Aaron Doonan, DT
1997 Aaron Doonan, DT
1996 Gabe Clements, DL
Jeff Koch, TE
Will Kerns, DB
Darren Heer, FB
Joe Scharzt, QB
Dan Smith, DE
Brian Fuemmeler, P/PK
1995 Gabe Clements, OL
Jeff Koch, LB

Will Kerns, HB
Dan Smith, DE
Joe Scharzt, QB
Michael Dritlein, WR
Tony Scollieri, LB
1994 Michael Dritlein, WR
Beau Caryl, DE
Jeff Koch, LB
Kirk Potter, WR
Joe Scharzt, QB
1993 Michael Dritlein, WR
Brett Miller, LB
Kirk Potter, WR
1992 Kirk Potter, WR
1991 Tracey Hoffman, WR
Dan Holloway, QB
Scot Koranda, LB
1990 Craig Beam, DB
Dan Holloway, QB
Scot Koranda, DB

All-CSIC
1988 Troy Slusser, WR
Steve Sheehan, OL
Barry Griffiths, QB
1987 Jim Butler, DE
Mike Gibson, OG
Troy Slusser, WR
Troy Stedman, OL
1986 Charles Braden, DT
Mark Brinker, FS
Nick Kresic, PK
Jerry Nall, OT
Shawn Rose, LB
1985 Charlie Braden, DE
Nick Kresic, K
1983 Dan Remboldt, DE
Tim Schlegel, LB
Dino DeLisa, RB
1979 Andy O'Neill, DB
John Prince, OL
1977 Clarence Taylor, RB
Steve Burkdoll, DB
Brent Cripps, RB
Tom Degroot, DE
Steve Finesilver, OL
Mike Keeley, WR

All-GPAC
1975 Gary Yager, B
Jim Hastings, DL
1974 Dan McGlinn, DE
Jim Hastings, DL
Cooper Johnson, OG

All-RMAC
1971 Jon Bakalar, QB
Kevin McCormick, RB
1970 Gene McBride, DB
1969 Don Prince, T
Gar McCormick, LB
Richard Fry, G

All-CIC
1968 Don Prince, DL
Reggie Carr, DB
1966 Dan West, LB
Mike Sipotz, OL
Dode Lesser, OL
Mickey Romano, FB
Pat McCrite, DE

Rodger Tiesing, DT
1965 Steve Milosovich, OL
Pat Scherzer, HB
1964 Pete Roscetti, E
Dode Lesser, OL
Bob Hardy, B
Rodger Tiesing, DE
Bob Noblitt, DL
Ron Katzenmier, DB
Pat Scherzer, DB
1963 Bill Harper, RB
Jerry Hedger, DL
Jack Clanton, DL
Curt Miller, DB
1962 Warren Dorby, OL
1961 Bob Pfannenstiel, G
Warren Dorby, G
1960 Dick Patterson, DT
Jerry Hedger, OT
Bob Ogle, HB
Jon Bingesser, HB
Dale Milles, G
1957 Don Luttrell, HB
1954 Nick Cossman, T
Chet Duncan, TE
Chuck Nelson, QB
1953 Ralph Bowen, TE
Chet Duncan, TE
Bill Baker, HB
1952 Don Bliss, T
Bill Baker, HB
1951 Ivan Crabaugh, HB
1949 Art Fletcher, HB
Leroy Harmon, HB
Jerry Rogers, C
Jerry Reichart, G
1948 Elmer Betts, C
Bob Shields, G
Art Fletcher, HB
Leroy Harmon, HB

All-MVC
1935 Ben Owen

All-Central Conference
1933 Glenn Stalker
1932 Clarence Edwinson
Charles Crank
Wesley Grout
Glenn Stalker
1931 Wesley Grout
Leo Burger

All-Kansas Conference
1926 Laverne Erwin
Joe Cramer
1917 Dewey Hutchinson
1912 Neil Rogers
Elmer Bearg
Earl Trobert

A

Adams, Ken 1963
Adams, Larry 1971
Adams, Vincent 1982
Adkins, Bill 1957
Adlong, Terry 1957
Aguirre, Al 1990
Albright, Robert 1978
Aldridge, Billy 1971
Aletrbnd, Bart 1969
Alexander, Chauncey 1973
Allan, Kevin 1985
Allen, Boyd 1953
Allison, Joe 2001-02
Alston, John 1966
Alston, Steve 1967-69
Altman, Gary 1963
Althaus, K. 1949
Alvarez, Mateo 1979-80
Amborn, Jon 1995
Anderson, Buck 1946-48
Anderson, Mark 1972
Andre, Steve 1976
Anguiano, John 1980
Anslinger, R. 1951
Archer 1947
Archer, Brad 1998
Archie, Quentin 2001-02
Army, Leonard 2001-02
Arrington, Leb 1956-57
Atkins, Mike 1977-80
Atkinson, A. 1954
Atkinson, Greg 1978
Atwood, Joey 1989-92
Augustine, Rich 1976-80
Austin, Sam 1974
Austin, Zeb 2002-03
Azeltine, Adam 2002-03
Aziz, Michael 1992-93

B

Babb, Tom 1993
Backus, Bruce 1958-60
Baer, Robert 1969-72
Bailer, Marvin 1969-72
Bailer, Joseph 1973
Bailey, Gene 1958-60
Bailey, G. 1954
Bailey, Marvin 1971
Bailey, Kevin 1993
Bailey, Mark 1986

Bailey, Robert 1982
Bainbridge, Matt 1993-94
Baird, Keith 1948
Bakalar, Jon 1970-71
Baker, Bill 1951-53
Baker, L. 1951
Baker, Bill 1989
Baldwin, Dave 1952
Baldwin, Bill 1990
Ballard, B. 1954
Banks, Joe 1997-2000
Baranski, Dennis 1969
Barbato, Mike 1983-84
Barbato, Pat 1984
Barbee, Jeff 1986
Barber, Dan 1987
Barbour, Clyde 1992
Barge, Jared 1997-2000
Barnes, Howard 1961
Barnes, Joe 1991
Barnett, J. 1951
Barnett, Lester 1995
Barngrover, Larry 1957-58
Barnhill, Mike 1988-91
Barth, Jacob 2000-03
Barthuly, Gerald 1969
Bartley, Loren 1955-57
Basile, Steve 1987
Batchelder, Jerry 1955-58
Bates, James 1962
Battle, Aaron 1994-98
Battle, Eugene 1983-86
Battle, Gary 1983
Battle, Matt 1997
Beach, Mike 1960
Beagle, Jim 1975-78
Beal, Ron 1978-79
Beals, Bob 1973
Beam, Craig 1989-90
Beard, Kevin 1982-83
Beasley, Tim 1984-87
Beck 1947
Beck, Gerald 1977
Becker, Eugen 1964
Becker, Michael 1970
Beebe, Dan 1981
Beffort, Mark 1981-82
Behrens, Bob 1973-75
Beiry, E. 1954
Belden, Gary 1963
Bell, John 1962
Bell, Steve 1969
Bell, Damon 1985-88
Bell, Eddie 1985
Benard, Michael 1983-84
Bender, Tim 1986-87

Benedict, Don 1959
Benke, Rick 1974-75
Bennett, Dale 1967-70
Bennett, Charles 1984-88
Benning, DaWight 2002-03
Benson, Larry 1962-63
Bentley, Dave 1987
Benton, Travis 1975-78
Berlin, Jerry 1966
Bernard, Jim 1983-86
Berry, D. 1947
Berry, Jeffery 1964
Berry, Tim 1983
Berthelson, Ryan 1992
Bertrand, Mike 1981
Besta, Benny 1960
Beshner 1947
Betts, Elmer 1946-49
Bevis, Eric 1971-72
Bevis, Bryan 1972-74
Bevis, Eric 1973
Bianchino, Bernie 1966-69
Bibbs, Darrell 1987
Bibens, Bill 1969-71
Biery, Everett 1955-56
Bingesser, Jon 1958-61
Birdsong, Chuck 1955-57
Birkey, Todd 1989
Bishop, Sean 1987-90
Bivens, Bob 1972-75
Blackmon, Howard 1980
Blalock, Adam 1995
Bland, Rawshawn 2001-03
Bleidissel, Joe 1985
Bleue, Chris 1985-87
Blin, Pete 1983-86
Bliss, Don 1950-52
Bliss, D. 1951
Bluem, Rick 1984
Bobbitt, Jerome 1995-99
Boby, Warren 1962
Bodendorfer, Tom 1992
Boggess, Bill 1964
Boldt, Dan 1980
Boles, Randy 1980
Boling, Mark 1980
Bolt, Curtis 1983
Bolz, Tim 1973
Bonjour, Marvin 1952
Bono, Joe 1969-70
Bontrager, A.L. 1968-70
Bontreger 1950
Boone, Donnie 1973
Boots, Mark 1973
Bosch 1947
Boston, John 1990

Boswell, Jim 1946-47
Bouchey, Rich 1995
Bowen, Dave 1969-72
Bowen, Ralph 1953-54
Bowen, Roger 1953-54
Bowers, Jason 2001
Boyd, Dale 1970
Boyd, Ken 1981-82
Boyd, Mark 1980
Boyd, Richard 1990
Boyles, Dean 1950
Bozic, Leonard 1966
Bradbury, Ryan 1995-98
Braden, Charles 1983-86
Bradley, Greg 1987-89
Brady, Darrin 1981
Braves, Chris 1969
Braynen, Larry 1993
Breen, Bob 1974-75
Brewer, Gary 1960
Brewer, Derek 1979-80
Brewster, Pat 1976-79
Briley, Brian 1990
Brinker, Mark 1985-86
Britain, Carl 1994
Britton, Doug 1989-90
Broadnax, Elsbey 1962
Bronco, Bill 1982
Bronson, Michael 1976
Brooks, Eugene 1946-48
Brooks, Gene 1949-51
Brooks, Bryant 1994
Brooks, Dan 1976-77
Brooks, David 1977-78
Brooks, Matt 1988-89
Brooks, Phillip 1987-89
Brown, James 1956
Brown, Jerry 1959
Brown, L. 1954-55
Brown, Larry 1960
Brown, Mel 1961
Brown, Norman 1952
Brown, Dan 1992-95
Brown, Galen 1986-87
Brown, James 1983
Brown, Keith 1978-81
Brown, Mike 1986
Bruce, Burton 1963
Brumbaugh, Ed 1947-49
Brumbaugh, Eldon 1948-50
Brun, David 1982
Brunner, Doug 1980
Bruno, Tom 1988-89
Bruno, David 1976-77
Bryan, Anthony 1985-88
Bryan, Mike 1989

Bryant, Jim 1959
Budenbender, Joe 1975
Buller, Greg 1984
Bullock, Gary 1957
Bullock, Brian 1981
Bulter, Dwight 1982
Burch, Larry 1971
Burgardt, Jim 1956
Burgess, Tom 1982-84
Burget, Mike 1985-86
Burkdoll, Steve 1976-78
Burnett, Onan 1946-49
Burns, Albert 1972
Burns, David 1978-79
Burns, Fred 1981
Burt, Doug 1967
Busby, Joe 1994-98
Bushee, Robert 1982
Buss, Rick 1972
Butler, Bill 1967-68
Butler, Pat 1962
Butler, Greg 1983
Butler, Jim 1985-87
Butler, Joe 1972
Butler, John 1984-85
Butler, Will 1997-1999
Butler, Zach 1990

C

Caby, Ron 1972
Cage, Preston 1974-77
Cahill, Matt 1979-82
Cain, Clarence 1950-53
Caldwell, Fred 1989-90
Caldwell, Keith 1985
Call, Dan 1970-71
Calmese, Micheal 1990
Camp, Joe 1997-2000
Campbell, Bill 1962
Canady, Burce 1983
Cancro, Paul 1983
Canfield, Don 1948-50
Canfield, Dan 1995
Caniels, Eric 1982
Cannon, Tim 1982
Cantara, Leo 1969
Canzanella, Joe 1971-74
Caray, Tom 1962-64
Cardoza, Mike 1987-88
Carlson, Skip 1983
Caroccia, John 1983
Carpenter, B. 1951
Carr, Bill 1969
Carr, Brad 1969

Carr, Reggie 1968-69
Carrier, Mike 1988
Carruth, Art 1959-60
Carruthers, Chat 1969-71
Carter, Don 1971
Cartwright, Greg 1976-77
Carver, Edgar 1946-48
Caryl, Arrow 1991
Caryl, Beau 1992-96
Casey, Guy 1948
Casey, M. 1958
Casey, Brennan 1994-97
Cassin, Mike 1975-78
Casy 1947
Cathey, Colin 1994-97
Chaill, Matt 1980
Chamberlain, Jim 1965-68
Chamberlain, Scott 1979
Chandler, Leland 1949
Chanley, Ken 1984
Chapman, Wesley 1965-68
Chapman, Darrin 1986
Chapman, Niels 1985-86
Chapman, Troy 1990
Charay, Jay 1993
Charest, Aaron 1992
Chastain, Tom 1952
Chavez, Dan 1979
Chestnut, J. 1949-50
Chestnut, R. 1949
Chiaverini, Mike 1977-81
Chiaverini, Tony 1970-73
Childers, Bryan 1992
Christenson, Rollo 1951-52
Christian, Robert 1960
Churchill, Larry 1956
Cifirino, Tom 1982
Clamon, Jim 1968-69
Clancy, Jim 1970
Clanton, Jack 1961-63
Clark, Ed 1971
Clark, Junior 1952
Clark, Steven 1967
Clark, Bradlee 1991
Clark, Ed 1972-74
Clark, Jaime 1981
Clark, Jay 1978-81
Clark, Joe 1990
Clark, Mike 1979
Clarke, Mike 1987
Clay, Clinton 1993
Clay, Ryan 1994-95
Cleavinger, J.D. 1964-66
Clements, Cabe 1994-97
Clemmons, Burton 1964-65
Clifton, James 1947-50
Cline, Dustin 2000-01
Cobelens, George 1976
Cobler, Larry 1953
Cobler, Doug 1984
Cochran 1947
Cockerham, Bill 1957
Cocolis, Angelo 1964-67
Coffman, Kevin 1999-2001
Coker, Dave 1988
Coleman, DeMarko 1992-95
Coleman, James 1974
Coleman, Keith 1993-96
Coller, O.J. 1971
Collins, Bob 1968-69
Collins, Fred 1985-86
Collins, Jim 1984-86
Collins, Martin 1987
Collor, J.T. 1994
Comstock 1947
Concannon, Don 1948-49
Conley 1947
Connell, Kipp 2000
Conner, Ron 1972-73
Connor, Mike 1984
Connors, Shawn 1982-83
Converse, Myron 1984
Conwell, Doug 1977-80
Cook, John 1981-84
Cook, Scott 1983

Linebacker Dennis Kenney and tackle Bernie Bianchino close in on a Central Missouri State ball carrier in a game during the 1967 season.



Cooper, Ron	1969	DeLeon, Al	2001-03	Escobar, Augie	1969
Cooper, Bill	1979	Delgado, Jason	1996-98	Escobar, Edwin	1969
Cooper, Todd	1989	DeLisa, Dino	1983-85	Esposito, Ken	1961-62
Coover, Steve	1973-74	Demaree, Bruce	1967	Esser, Doug	1994
Copeland, Tom	1964-67	Dempewolf, D.	1951	Essman, Tony	1981-83
Copeland, Mike	1977-78	Denham, Keith	1985	Evans, Bryan	1964
Copp, Joe	1957-58	Dennis, Tim	1966-68	Evans, Mike	1979-81
Coppola, Chuck	1963-66	Dennis, Wade	1986-89	Evans, Richard	1977-78
Corcoran, Joe	2000-03	Denson, Robert	1956-58	Evans, Steve	1989
Corfman, Jim	1967	Derda, Paul	1960-61	Evenson, J.	1958
Cork, John	1974-75	Derry	1947	Eyerly, Larry	1969
Cornish, Bill	1957	Devine, John	1984-86		
Correll, Ralph	1953	Devins, J.	1949		
Cossman, N.	1951-54	Dewey, Morgan	2002-03		
Coufal, David	1981	Dickeson, J.	1958		
Coval, Joshua	2002-03	Dickinson, John	1972		
Covington, Kevin	1986	Diedrich, Dick	1950		
Cowan, Ed	1971-74	Dietz, M.	1954		
Cowan, Kevin	1983	Dinnell, Kim	1977		
Cox, Wayne	1949-51	Ditch, Steve	1991		
Cox, Larry	1981-83	Dixon, Lynn	1982		
Crabbaugh, Ike	1949-50	Dobry, Warren	1961		
Crabbaugh, Ivan	1948	Dodge, Mark	1998-99		
Cable, Clarence	1967	Dolan, Craig	1971		
Crabtree, Steve	1993	Domann, Elvin	1964-66		
Craig, Jim	1957	Domann, Chad	1986		
Craig, Jeff	1980	Donaldson, Donnie	1991		
Craig, Roy	1975-77	Doolin, Chris	1995		
Craig, Steve	1978	Doonan, Aaron	1995-99		
Crain, Corey	1999-2003	Doperalski, Vic	1968		
Crane, Jim	1979	Doresy, James	1974		
Craven, Randy	1983-86	Dougherty, Alan	1985		
Crecelius, Denis	1959	Douglas, Gerald	1984-86		
Criglar, D.D.	1982	Downey, A.	1949-50		
Crijanovic, Ostoja	1993	Downey, Steve	1970		
Crimmins, Scott	1987-89	Downing, Bill	1962		
Cripps, Bryce	1970-73	Downing, Leonard	1984		
Cripps, Brent	1974-77	Downs, Bob	1983		
Croft, Joey	1992	Doyle, Tom	1967		
Croker, David	1987	Dreiling, Dan	1966		
Croker, Dechram	1986	Dreisigaker, Kirk	1995		
Crosby, Guy	1961	Drenth, Troy	1988		
Cross, Mike	1994-98	Dressman, Alan	1969-71		
Crouse, Gilbert	1986	Dritlein, Michael	1992-95		
Crowder, Rod	1982	Drone, Paul	1992		
Crum, Tulsa	1993	Drosselmeyer, Jim	1957		
Cullinane, Gene	1985-88	Dubbert, Bret	2002		
Cummings, Kevin	1979-80	Dugan, Bryan	1993-95		
Cummings, Nick	1991-94	Dulaney, David	1994		
Curlless, Doug	1975-78	Duncan, Chet	1953-54		
Curry, John	1993-94	Duncan, Bruce	1978		

D

Dahlstrom, Artie	1975-78
Dale, Mike	1987
Dancer, Rick	1976
Daniels, Steve	1946-48
Daniels, Eric	1983-84
Darnell, Craig	1982-83
Davenport, Bob	1951-53
Davenport, Dick	1949-50
Davey, Randy	1983-84
Davey, Rick	1981-83
Davey, Rodney	1982
Davidson, T.	1954
Davidson, Steve	1974-77
Davis, Dennis	1970
Davis, Gerald	1957
Davis, Ronald	1963
Davis, Billy Ray	1989-91
Davis, Ron	1979-82
Dawson, Chad	1996-98
Day, Ken	1985
Deal, Sean	1991-92
Dean, Ron	1992
DeBonnett, Jack	1961-62
Dee, Mike	1989
Degginger, Tim	1965-68
DeGroot, Tom	1974-77
Deines, Doug	1988-90
Deitz, Jason	1989
DeKosky, Aaron	2002

E

Easter, Robert	1983
Easton, Jack	1977
Eckert, Bill	1982-83
Eddy, Bennett	1946
Eddy, Clarence	1946-48
Edmon, Fred	1974-77
Edson, Greg	1985
Edwards, Allen	1975
Edwards, Jesson	1993
Edwards, Mike	1998-99
Edwinson, G.	1958
Eichelberg, Kurt	1972-74
Eikenberry, Tom	1970
Ellenbaker, J.	1958
Elliott, Ken	1960-61
Elliott, Gary	1971-72
Elliott, Larry	1956-58
Elliott, Mark	1980-83
Ellis, Wintric	1989
Elston, Terry	1961-63
Elston, William	1960
Ensign, Stewart	1984-88
Epp, Justin	1998-99
Erwin, Dean	1950-53

F

Farichild, Joe	1978
Fass, Aron	1977-82
Faudere, Tom	1992-93
Fay, Jim	1985-86
Feagan, Paul	1952
Fenley, Dave	1972
Fenton, Dwight	1953
Ferrell, Dean	1965-68
Ferrell, Pat	1988-89
Finesilver, Steve	1976-78
Fink, Dean	1950
Fink, P.	1951
Finney, Aaron	1985
Finney, Patrick	1971-72
Finson, C.	1947
Fischer, Brad	1982-84
Fisher, L.	1958
Fisher, Jake	1993
Fisher, Mark	1985
Fisher, Monty	1988-91
Fisher, Myron	1992-93
Fisher, Pat	1989
Fisher, Scott	1987
Fisher, Zack	1995
Fitch, Greg	1972
Flack, Dean	1960
Flannegan, Tom	1970
Flannigan, Pete	1983-86
Flatt, Tim	1980
Fletcher, Art	1946-49
Fletcher, Robert	1982
Flood, Don	1975
Flott, D.	1958
Flowers, Everald	1990-93
Flowers, Lydell	1994-98
Floyd, Mike	1991-94
Floyd, Tony	1982
Ford, Derrick	1981
Ford, Terrell	1993
Foster, Thomas	1988
Foster, Tim	1973
Fowler, Kyle	1999-2003
Francis, Tim	1960
Franklin, Charles	1963-64
Franklin, James	1969
Frankmore, Tony	1983
Franks, John	1989-90
Fraser, Morley	1946
Frederick, Josh	1999-2000
Fredrickson, Jon	1994-96
French, Doug	1975-77
Frey, Russ	1972
Friend, Joey	1988
Fromme, D.	1958
Fry, Rich	1968
Fuemmeler, Brian	1994-97
Fuller, D.	1951

G

Gacek, John	1961
Gaffen, Mitch	1987
Gaines, Franklin	1956-57
Galbraith, Barry	1995-1999
Gallant, Mike	1969-71
Gamble, John	1982



Ichabod running back Art Fletcher scores a touchdown against Doane College in the Ichabods' 33-13 season-opening win to start the 1949 season. Fletcher holds the Washburn record for most rushing touchdowns in a single game scoring five against Benedictine during the 1948 season and he is sixth on the all-time rushing charts with 1,698 yards.

Gambrell, James	1982-85	Gilkison, Rich	1966	Goodwin, Allen	1982
Gant, Matt	2000-01	Gilkison, Tom	1971	Gordon, Bill	1973
Garcia, Earl	1970	Gillard, Richard	1983	Gordon, Chad	1999-2002
Garcia, Fernando	1978	Gillen, Phillip	1988	Gordon, Nathaniel	1975-77
Garcia, Fred	1975-76	Gilliland, David	1957-58	Gorsky, Joe	1949-51
Gardner, Tom	1961-62	Gilman, Tom	1977-79	Goss, Russell	1955-56
Garey, Merely	1948	Gilmore, Kent	1969-72	Gould, Grant	2002-03
Garrett, Paul	1972-73	Gilmore, Thomas	1970	Graham, Talmadge	1990-93
Garrett, Randy	1994	Ginavan, Roger	1951-54	Graham, Denis	1975
Gasper, John	1981	Gipson, Hammond	1986	Gramling, Kyle	1999
Gaston, John	1953-55	Gish, L.	1949	Granier, Stan	1990
Gatchell	1947	Gish, Dusty	1997-1999	Greco, Frank	1980
Gates, Jim	1953-55	Glaze, Ray	1978	Green, Steve	1969-70
Gaul, Greg	1992-94	Glaze, Jr, Ray	2000-01	Green, Jeffrey	1983-84
Gay, Dan	1971-73	Gleisberg, Chris	1997	Green, Steve	1985
George, Jeff	1981	Gloriod, Mark	1989-92	Greer, Jason	1995
Georgeson, Curt	1980-84	Goates, Jeff	1979	Gregory	1947
Gerstenkorn, Ray	1972-75	Goeden, Robert	1992-93	Greig, Alan	1980
Gettler, Tom	1983-84	Goering, Chris	1997	Greynd, Ed	1977
Gibson, J.	1949	Goetz, Tom	1969	Grice, Tom	1991
Gibson, Brandon	1994	Gonzales, Paul	1991	Gries, Steve	1989
Gibson, George	1997-99	Gonzales, Rolly	1999-2002	Griess, Adam	2002
Gibson, Michael	1984-87	Good, Mike	1991	Griffin, Eugene	1964
Gifford, Forrest	1946-48	Goodin, Bill	1988-92	Griffiths, Barry	1985-88
Gilbert, Millage	1977-80	Goodknight, Charles	1984-85	Griggs, Troy	1986
Giles, Leroy	1993	Goodrich, Clint	1991	Grim, Kareem	1994
Giles, Ronnie	1986	Goodsell, Sean	1992	Grindol, Troy	1981-82

Groff, Kent 1975
Grogan, Mike 1974-77
Grogan, Pat 1975-78
Grove, Anders 1998-2001
Gruber, Scott 1992
Grundy, John 1994-96
Gruss, John 1972-75
Gudmundson, Blake 1988-89
Guevara, Raul 1976
Guidetti, William 1983-84
Guido, Tom 1964-65
Guilfoyle, Steve 1976-79
Gutierrez, Jerome 1978
Gunn, Tom 1989
Gurss, Rollo 1949
Gurss, V. 1958
Gutierrez, Jerome 1976-77

H

Hackner, Charles 1967
Haden, Russell 1960
Hagar, Donnie 1977-78
Hailey, Ed 1948
Hainline, Bob 1974-77
Hales, Darvin 1968-69
Haley, Dwayne 1987-88
Hallacy, Tom 1960-61
Halula, Jack 1970-73
Hamilton, Bob 1956-58
Hamilton, C.J. 1971-72
Hamilton, Cecil 1970-71
Hamilton, Stan 1961
Hamilton, Brett 1978
Hamilton, Kent 1974-75
Hamilton, Ron 1979-80
Hamlin, Ken 1964
Hanawalt, 1947
Handley, Walt 1975-77
Hanika, Mike 1982
Hanna, Don 1960
Hanson, Lloyd 1983-86
Harden, Darrel 1978
Hardesty, Pat 1971
Hardesty, Steve 1982-83
Harding, Bob 1949
Hardy, Bob 1964
Hardy, Jerry 1963
Hargis, Don 1985
Harman, Jeremy 1999
Harmon, Leroy 1946-49
Harper, Bill 1963
Harper, Tim 1991-92
Harris, Dennis 1965
Harris, Ken 1966-68
Harris, Deon 1995
Harris, Howard 1994
Harris, Jimmy 1996
Harris, Todd 1998-2001
Harris, Torye 1983-85
Harrison, Rick 1969-71
Harrison, Tom 1959
Harrod, Warren 1953
Hartzell, Ken 1998-2000
Haselby, J.C. 1983-86
Haskins, Bob 1962
Haskins, David 1975-76
Haskins, Kirk 1989
Hastings, Larry 1955-56
Hastings, Jim 1974-75
Hastings, John 1977
Hatcher, Stanley 1973-76
Havel, Ed 1949-51
Havercamp, Jason 1989
Hawkins, Jerry 1976
Hawver, Jerry 1960-61
Hay, Terry 1974
Haydock, Shannon 1984-86
Hayes, Earl 1946
Hayes, Joe 1980-83
Hayes, Patrick 1999-2002
Haynes, Steve 1975-77
Hays, Earl 1948

Haysaw, Vernon 1986
Heatherington, Jack 1963
Heatherington, Paul 1963-64
Heck, Ron 1960-63
Hedger, Jerry 1959-60
Heer, Darren 1995-97
Hefley, David 1976
Heims, Bryan 1978
Heiniger, Cory 1973-75
Heintzelman, Chris 1991
Heinz, Ronald 1970
Helliker, Paul 1982
Helm, Todd 1982
Helt, R.D. 1981-82
Hembrough, Shane 1989
Henault, Mark 1973
Henderson 1947
Henderson, Vic 1978-80
Heniff, Ray 1965
Herd, Skip 1970
Herman, Kenny 1960
Hernandez, Ascension. 1959
Herndez, Pepé 2003
Herrman, Jack 1972
Herrold, Joe 1968
Hersh, Jeff 1986
Herter, Jeff 1988-89
Hickel, Dustin 2000-02
Hickey, Dennis 1982
Hickey, Rob 1992
Hickman, Joseph 1985
Hicks, Cecil 1987-88
Hicks, Kevin 1974-75
Hicks, Ronnie 1974-76
Hight, Ed 1982-84
Hildebrandt, Rick 1980
Hill, Jeff 1966-69
Hill, Russ 1970-73
Hill, Ted 1970
Hilstock, Lee 1991-92
Hinkle, Claude 1981-82
Hinman, Aaron 1993
Hinton, Paul 1977-80
Hmielewski, Steve 1979
Hobbs, Farrell 1959-60
Hodison, E. 1951-54
Hodnefield, John 1972
Hodnefield, John 1973-75
Hoffman, Chad 1995-96
Hoffman, Gary 1978
Hoffman, Tracey 1990-91
Hofstra, L. 1947
Hoke, Eric 1989-91
Holberg, Dave 1960
Holbrook, Howard 1988-89
Holland, Jim 2002-03
Holliday, Brad 1983
Hollomon, Scott 1983-86
Holloway, Dan 1988-91
Holoman, Frank 1957
Holsapple, Scott 1984
Holt, Alan 1967
Holton, Bill 1950
Honeyman, Rick 1970
Honn, James 1968-70
Hoobler, Sid 1971-72
Hooks, P. 1951-52
Horn, Brad 1993
Houston, Ron 1971
Howard, Bill 1958-60
Howard, Gale 1963
Howard, Andrew 1993-97
Howard, Jeff 1992-93
Howard, Joe 1995
Howard, Steve 1976
Howe, Justin 1995-96
Howlett, Scott 1986
Hoytal, Joey 1995-99
Hoytal, John 2000-03
Huber, Tom 1963-65
Huelsenman, Chris 2001-03
Huey, Dean 1971
Hughes, Larry 1962
Hughes, Mike 1993
Hull, Sean 1994

Hulsing, Nick 1986
Humbert, Jim 1953
Humphrey, Darryl 2000-03
Humphries, Jack 1946
Hunnacutt, Tracy 1983-84
Hunninghake, Mike 1970-71
Hunt 1947
Hunter, Dewone 1996
Hurla, Brad 1989-90
Hurley, Bob 1969
Hurst, David 1990-91
Huske, Ryan 1997-2001
Huston, Russ 1972-74
Hutchins, Joel 1969
Huttenhoff, Jim 1956-57
Hysaw, Vernon 1983-84
Hysten, John 1969

I

Iannerelli, Ron 1970
Ibarra, Ray 1975
Ingmire, Mike 1979
Ingram, Pat 1962
Ingram, Terry 1986-89
Intravartola, Russ 1981
Irvin, Claude 1952
Iwig, Tim 1978-79

J

Jackson, Anthony 1983
Jackson, Joe 1986
Jackson, Leonard 1991-92

Jackson, Mark 2001-03
Jackson, Robert 1991
Jacobs, Ben 1999-2000
Jamison, Kent 1963-64
Jarcinske, Jack 1990
Jarnigan, Rex 1988-89
Jarvis, Bill 1973-76
Jeffery, Nolan 1992-95
Jelovic, John 1980-83
Jenkins, M. 1958
Jennings, Bob 1948-51
Jensen, Bill 1961
Jensen, Dave 1970-71
Johnson, Cooper 1971
Johnson, Dave 1969
Johnson, Erland 1959-60
Johnson, John 1952-54
Johnson, Lathan 1959-60
Johnson, Bruce 1990
Johnson, Carl 1991
Johnson, Cooper 1972-74
Johnson, Floyd 1993
Johnson, John 1994-98
Johnson, Joshua 2000-01
Johnson, Mark 1988-90
Johnson, Steve 1984-85
Johnson, Val 1986
Johnson, Wayman 1979
Johnston, Buddy 1994
Jones 1950
Jones, Bob 1962-67
Jones, Cleveland 1955-57
Jones, K. 1949
Jones, Ken 1961
Jones, Robert 1961
Jones, Antwaun 1996-99
Jones, Doug 1981
Jones, Gary 1986

Jones, Jeremy 1995
Jones, Mike 1988-89
Jones, Reggie 1999-2001
Jordan, Ed 1973
Jordon 1947
Josefsberg, Bill 1970-71
Joyce, Mike 1993-94
Jukes 1947
Junk, Mike 1973

K

Kabriel, Kyle 2002-03
Kaempfe, Brent 1988
Kahler, Kerry 1995
Kangieser, Ken 1957
Kaniper, Al 1988-91
Karr, Jim 1971-72
Karras, Jim 1966
Kasnicka, Bill 1949-51
Katzenmeier, Ron 1962-64
Keck, Roy 1949-52
Keefe, Kevin 1985-86
Keeley, Mike 1975-78
Keeth, Richard 1982
Keir, Brett 1990-92
Keller, Layne 1999
Kelley, Larry 1968
Kelly, Joe 1959
Kelly, Les 1955-59
Kelly, Bryce 2001-03
Kelly, Carlos 1995
Kelly, Dwight 1983
Kelly, Pat 1986
Kemp, Rod 1981
Kendall, Mike 1969

Kennard, James 1982
Kennedy, Dennis 1967-68
Kepfied 1947
Kepler, Mark 1972-74
Kerns, Will 1994-98
Kidwell, Dennis 1974
Kimball, Bob 1961-62
Kime, Chase 1992
Kincaid, Eric 1993-94
King, Charles 1968
Kingman, Dick 1948
Kingman, Dick 1956-57
Kingston, Kyle 1986-87
Kinimaka, J.D. 1986
Kinney, Greg 1980
Kinney, William 1983
Kippenberger, Mike 1961
Kippes, Glenn 1964
Kirkdall, B. 1958
Kisselbach, Paul 1964
Kissick, Mark 1984
Kitchen, Steve 1982
Kitchener, Michael 2001-02
Kjellberg, Earl 1957
Kleschick, Dave 1989-90
Klingensmith, Tracy 1960
Knaup, Mike 1972
Knight, J. 1958
Koch, Jeff 1993-96
Koehlar, Doug 1960
Kolich, Dean 1976
Konrade, Willie 1980-82
Koranda, Scot 1988-91
Korte, Gregg 1988
Kosmala, Bobby 1995-96
Kraisinger, Kip 2000-03
Kramer, Hank 1973-75
Krass, Ed 1950-51



Before Larry Elliott coached the Ichabods to 58 wins in 11 seasons on the sidelines, he led them on the field at quarterback. Here he scores a touchdown against Pittsburg State during the 1958 season.

ICHABOD ROSTER (1946-PRESENT)

Kraus, Gary 1974-75
Kresic, Nick 1983-86
Krupeikis, Len 1967
Kuermaier, Brian .. 1992-94
Kurpeikis, Lenny..... 1969

L

Lacey, James 1956
Ladner, Robert 1975
Lambert, Bryan 1988-90
Lampkins, Tony 1971
Lampson, Chris 1993
Lane, Steve 1959
Lane, Bruce 1988
Lane, Greg 1990-91
Lane, Rob 1972-73
Lane, Sheldon 1984
Lang, Dan 1971
Lang, Brian 1995-96
Langston, Marc 1977
Large, Joe 1987
Larsen, Eric 1968-69
Lasley, John 1979-81
Lathrop, Jim 1969-71
Laughman, Keith 1971
Laughon, Mike 1961-63
Lawrence, Dan 1973
Lawrence, Jake 2002-03
Lawson, Dan 1981-82
Lay, Brian 1993-95
Layton, Eric 1977
Lazarus, Denis 1958-60
Lee, B. 1949
Lee, Walter 1957
Lee, Avery 1988
Lee, Cody 1995
Lee, James 1977-80
Leeper, Richard 1972
Lefebure, Kent 1972
Legacy, Warren 1969

Lehman, Cason 2001-03
Leiber, Joe 1959
Leikam, Doug 1977
Leiker, Jeff 1982-83
Leiker, Joseph 2002-03
Leistikow, Henry ... 1956-57
Lemus, Frank 1988-89
Leonard, Bob 1979-81
Lesniak, Pat 1992
Lesser, Bill 1960
Lesser, Dode 1963-66
Lesser, Mike 1991
Levi, John 1964
Levitt, T. 1949
Li Volsi, John 1976
Lickhart, Thad 1986
Lindley, James 1960
Lindquist, John ... 1947-48
Lindsay, Gary 1973
Lindsey, Gary 1961-62
Lindvall, Troy 1996
Link, Blaine 1992
Link, Chester 1991
Link, Shawn 1988-89
Litster, Jack 1950
Little, V. 1949
Littlejohn, David ... 1989
Llaverias, Federico .. 1977
Llaverias, Fred 1976-79
Lloyd, Donnie 1983
Lloyd, Jason 1992-95
Lockard, Art 1951-52
Locke, Darren 1985
Lockett, Tyler 1951-52
LoDolce, Dennis 1981
Loftin, Chris 1988
Logan, Andy 1947
Logan, Clarence ... 1979-81
Lombardo, Mike 1980
Long, Charles 1957
Longhofer, Dick ... 1955-58
Loomis, James 1954-56
Loomis, Bruce 1978-79

Lopez, Mike 1985
Losey, Dave 1989-90
Lovejoy, Luke 1987-88
Lovelady, Kyle .. 1999-2000
Lowe, John 1991
Lower, Chuck 1960
Lowrance, Bill 1963
Lowrey, Larry 1989
Luebbers, Kevin 1975
Luedke, Tom 1981-82
Luper, Howard 1984
Luttrell, Don 1955-57
Lutz, Mark 1981-83
Lutz, Tim 1975
Lyday, Carlos 1975-76
Lyle, John 1961-62

M

Mabon, David 1976
Mack, Pat 2002-03
Maddox, Bill 1960
Maher, Greg 1974-76
Maher, John 1984
Mahone, Keith 1985
Maim, Brad 1997
Majewski, Ed 1975
Makalous, Ray 1967-71
Maloy, Ralph 1969-70
Mann, James 1979-80
Markley 1947
Marney, Greg 1976
Marple, Matt 1988-89
Marquardt, Chuck ... 1983
Marquart, Andy ... 1969-71
Marshall, Jason ... 1995-97
Marshall, Kevin ... 1988-91
Marshall, Matt 1995-96
Marshall, Thomas.. 1972-73
Martin, Greg 1947
Martin, Gary 1980-81
Martin, Jason 1995-97
Martin, Steve 1976-77
Martinek, Bob 1946
Martinek, Ron 1978-80
Marvin, George ... 1970-72
Masenthin, Greg 1976
Mason, Bill 1977
Mason, Bob 1977
Massey, Roger 1963
Mather, A. 1951
Matlock, Kevin 1991
Matney, Chris 1989-90
May, Andy 1987
Maydew, Marvin 1964
Mayes, Jonathan 1999-2002
Mayo, Dennis 1964-66
McAferty, Elmer ... 1950-52
McBride, Gene 1967-70
McCall, Shane 1983-86
McCann, Chris 2002
McCarter, Scott 1975
McCarthy, Bud 1961
McCarthy, Dave ... 1970-72
McCartney, Mike ... 1983-85
McCarvel, Rob 1982-83
McClelland 1947
McClelland, Arnold ... 1957
McConnell, Bud 1961
McConnell, Dick 1950
McCord, Reginald ... 1974
McCormick, Kevin.. 1969-71
McCormick, Gary ... 1968-69
McCormick, Spencer .. 1969
McCourt 1947
McCoy, Irv. 1970-71
McCoy, Irvin 1967-68
McCoy, Mike 1976-77
McCrary, Mike 1972
McCrite, Pat 1965-66
McCrumb, Jerry 1985
McCullough, Mark 1983-85
McDaniel, Tim 1990-92

McDermott, Richard .. 1978
McDonald 1947
McDonald, M. 1951
McDonald, Tony ... 1983-86
McGhghy, Todd ... 1990-91
McGivern, John ... 1979-82
McGlinn, Don 1972-74
McGlone, Jerry 1972
McGovern, Brian ... 1985-86
McGreedy, Mike ... 1983-86
McHenry, Tom 1946-47
McIntyre, Gary 1963
McIntyre, Kerry ... 1976-78
McKenna, Dave 1961
McKernan, Ed. 1955-57
McKinley, John 2002-03
McKinney, Gene 1950
McKinney, J. 1951
McLean, Ed 1981-82
McLeod, Ricky 1971
McLin, Marshall 1957
McMahan, N. 1954
McMichael, Craig .. 1951-52
McNabb, Phil 1981
McNally, James 1987
McNeal, Colon ... 1998-2001
McShane, Chuck 1968
McVay, Roger 1979-81
Meacham, Jeff 1981
Meads, Bob 1946-47
Medill 1947
Medill, Mike 1975-78
Medill, Ric 1980
Meehan, Matt 1995
Megahan, Dave 1964
Mehhof, Craig 1976
Meier, Chris 1994
Meikel, Larry 1973-74
Mejinez, Miguel 1993
Mellen, Bruce 1985-88
Mellor, John 1975
Melvin, Duane 1946-49
Mengarelli, Greg 1985
Menke, Gary 1984
Merrell, Matt 1983-84
Merriman, Chris ... 1983-84
Messersmith, Greg 1978-80
Metcalfe, John 1992
Metzger 1950
Meyer, Russell 1962
Meyer, Blake 2000-03
Meyer, Carl 1972
Meyer, Joe 1980
Meyer, Quentin 1994
Meyers, Troy 1985
Meza, Dustin 1995-96
Middendorf, Bill ... 1980-83
Miffleton, Larry ... 1972-74
Mikaelian, Alex ... 1983-86
Mikesic, Dave 1962
Mikinski, Steve 1976
Miller 1947
Miller, Curt 1960-63
Miller, Gene 1963
Miller, Ken 1949
Miller, Brett 1992-93
Miller, Chad 1991
Miller, Craig 1972-73
Miller, John 1991-92
Miller, Marcus 2002-03
Mills, Dale 1958-61
Milner, Marc 1982-85
Minnick, Charles .. 1955-57
Minnifield, Lawrence . 1990
Mitchell, Bob 1972-73
Mitchell, Jeff 1980-81
Mnich, Michael ... 1983-84
Moats, Craig 1972
Molter, Todd 1984
Moore, Allen 1990-91
Moore, Mike 1979-81
Morales, Jose 1987
Moran, Rickard 1985
Morano, Joe 1971
Morese, John 1981

Morgan, James 1967
Morgan, Cory 1994-95
Morgan, Joshua ... 2000-01
Morgan, Michael .. 1973-75
Morris, Evan 1981
Morris, Terron 1983
Morris, Zachery 1986
Morrison, Lonnie ... 1962-63
Morrow, Dennis 1961
Morton, Mark 1978-79
Mouhourtis, Mike ... 1982
Mueller, Bill 1962
Mulcahy, Casey . 1998-2000
Mun, Percy 1962
Munson, Larry 1983
Murphy, John 1970
Murphy, Dave 1986-88
Murray, Dave 1970-71
Murray, Andy 1992
Murray, Jim 1980
Murrell, Ken 1960-61
Muxlow, Paul 1969
Myers, D. 1958
Myers, Lawrence 1956
Myers, Anthony 1977
Myers, Brooks 2002-03
Myers, James 1996
Myers, Troy 1986
Nachbar, John 1974

N

Nall, Jerry 1983-86
Nally, Zac 1999-2001
Napaver, Matt 1971
Naramore, Nick 2000
Nardella, Marc ... 1995-99
Neaderhiser, Tim ... 1998
Neal, Dave 1971-72
Neely, Kurt 1988-89
Nehf, Steve 1980-81
Nelson, Chuck 1953-55
Nelson, Niles 1951-52
Nelson, Bobby 2002
Nelson, Jon 1988
Nelson, Kent 1980
Nelson, Zeb 2000-01
Newbery, Keith ... 1994-97
Newell, Max 1953
Newman, Dan 1983
Newsom, David ... 1988-89
Ney, Dick 1959-60
Nichels, Woody ... 1974-76
Nichols, Rick 1982
Nickel, Joel 1992
Nickel, Todd 1985
Nickels, Woody 1973
Nilles, Gus 1946-47
Noblitt, Bob 1963-64
Nolder, Ralph 1966
Noller, Gabe 1995
Noot, Dave 1989-92
Norman, Larry 1989
Norstrom, Eric 1994
Norway, Ron 1961
Nowicki, Fred 1963
Nuss, Larry 1959
Nyfeler, R. 1958
Nypaver, Matt 1972

O

O'Brien, J.T. 1991
O'Connor, Joe 1962
O'Donnell, Larry ... 1985
O'Hara, Bymer 1995-98
O'Neal, Joe 1991-93
O'Neil, James 1946-47
O'Neill, Andy 1976-80
O'Rear, Ronny 1963
O'Sullivan, Pete ... 1974-76
Oczko, Arthur 1994



Quarterback Dean Ferrell hands off to Dan West during a game with Emporia State during the 1966 season. Ferrell led the Ichabods in passing yardage during his junior and senior seasons.



Quarterback Mike Atkins passes the ball during an Ichabod game on Nov. 4, 1978 vs Wayne State. Atkins sets atop the Ichabod passing charts holding the school record for passing attempts in a career (866), season (345) and game (63). He also holds the record for pass completions in a career (442), season (183) and game (34).

Ogle, Bob 1960-61
Ohmes, David 1971-72
Oland, David 1986
Olsen, Paul 1946
Olsen, Lincoln 1996
Olson, Tony 1983
Oroke, Roger 1962
Ortiz, Tom 1957
Ortiz, Dana 1984
Orton, Jim 1969-71
Otting, Eric 1985-88
Otwell, Clayton 2000-03
Owen, John 1981
Owens, Don 1961
Oyler, Gary 1962

P

Padilla, A. 1949-50
Palace, John 1946-47
Palecki, Scott 1991
Palenske, Fred 1980-82
Palensky, James 1983
Paquette, Scott 1988
Parish, Ralph 1952
Parker, Josh 1993-96
Parmet, Mark 1994
Parr, LeRoy 1983
Parsons, Greg 1979
Parsons, Mike 1991
Pascek, Vince 1988
Pasley, 1947
Patterson, Dick 1957-60

Patterson, Pearl 1957
Pattison, Ty 1995
Pavlis, John 1966-70
Peacock, Wayne 1991-92
Pearman, Phillip 1986
Peck, Kevin 1993-95
Peel, Brian 2000-2003
Peer, G. 1958
Pennington 1947
Peoples, Ira 1995-98
Percy, G. 1954-55
Perkins, Jerry 1960-63
Perkins, John 1986-87
Perkins, Scott 1994
Perry, Bill 1961
Perry, Ken 1959-60
Perry, Herbert 1975
Perry, Mike 1978-81
Petefish, David 1993
Peterson, Gary 1958-61
Peterson, Pete 1950
Peterson, Vincent 1976
Pettengill, Michael 1989
Petty, Gene 1970-72
Pettway, Charles 1962-63
Peyton, Darrell 1952-57
Peyton, John 1959
Pfannenstiel, Bob 1961-62
Phillips, Clay 1985-88
Phillips, J.R. 2001-02
Phipps, Corey 1997-2001
Pickens, Frank 1963-64
Pierce, Derrick 1988-91
Pierce, Kevin 2001-03
Pierce, Kyle 1981-82

Pilars, Ed 1982
Pinkard, Bill 1967
Pintozi, Joey 1995
Piper, Craig 1980
Pippens, Quince 1984-85
Pitcher, Camron 1991-92
Pitchford, Jamin 1995
Pittkett, Allen 1976
Pitsch, David 1979-81
Podojil, Brad 1992-94
Podzielný, Steve 1983-85
Poindexter, Ed 1986-87
Poke, John 1972-74
Pokrywka, Steve 1979-81
Poling, Jeremy 1994-95
Pollock, Steve 1978-79
Pollom, Joe 1946-48
Polson, David 1990
Pool, Howard 1952-53
Pooley, Michael 1988-89
Popejoy, Don 1957-58
Potter, Kirk 1991-94
Potter, Tony 1987
Potts, Jeremy 1998-2001
Powell, Rex 1967
Powell, Allan 1980-81
Powers, Fred 1988
Powers, Tim 1995-96
Poynter, A.C. 1982-83
Pratt, J. 1947
Prevatt, Jim 1959
Price, John 1979
Price, Kent 1979-80
Prince, Don 1967-69
Pringel, Jim 1973

Prochaska, Dave 1964
Prochazka, Dan 1987-90
Prothe, Eric 1981
Pryor, Brady 1979-80
Ptacek, Ed 1968-70
Ptacek, Michael 1952
Pudliner, Albert 1967
Pulliam, John 1980-83
Pusateri, John 1961-62

Q

Quinn, M. 1958
Quinones, Eduardo 1983-84

R

Rabon, Loren 1962
Ragland, Maurice 1992-95
Ragusaa, J. 1951
Rahmeyer, Dave 1980
Rainer, Brandon 1998-2001
Ramirez, Bobby 1991-92
Ramsey, Steve 1970-73
Randzio, Anthony 1983
Ratto, Greg 1989
Rauschelback, Jerry 1980
Rayford, Lorenz 1986-87
Redd, Blake 1988-91
Redd, Franklin 1983-84
Redmond, Brent 1984
Reed, John 1959-60
Reed, Damon 1991
Reed, Dwayne 1973
Reedy, Dennis 1981
Reese, Eryc 1992-95
Regini, Kevin 1983
Reichert, Jerry 1946-49
Reichert, Neil 1946
Reid, Larry 1947-48
Reid, Anthony 1989-90
Reilly, Dave 1966-68
Reilly, Dan 1989
Reininger, Chad 1979-80
Reitz, Randall 1991
Remais, Ted 1997-2000
Remboldt, Dan 1982-84
Remboldt, Mark 1981-84
Remington, Scott 1975
Renner, Marv 1967-69
Reppart, J. 1951
Reuter, Buck 1997-2000
Reynolds, Greg 1990-91
Reynolds, Marcus 1991
Rhinehart, Casey 1995-99
Rhodd, Brian 1990
Rice, Kiley 1991-94
Richards, Dean 1987
Richardson, J.J. 1999
Rickel, Dan 1960
Rickel, Virgil 1958-59
Ridgeway, Ed 1953
Rigby, Scott 1988-91
Rigby, Shawn 1988-89
Rigenberg, Dave 1968
Robertson, Wade 1957
Robinson, Leroy 1958-61
Robinson, Stevie 1982
Robyak, Bob 1962-63
Rock, Dick 1948
Roda, Doug 1960
Roddien, Jim 1976-79
Rodee, Tim 1972
Roepke, Bob 1970-71
Roessler, Dan 1993
Roether, Jeff 1972-73
Rogan, Don 1971
Rogers, Jerry 1946-49
Rogers, Lenny 1962-64
Rogers, Richard 1971
Rogers, W. 1958

Rogers, Pat 1998-99
Rogers, Richard 1972
Rogers, Trent 1984-84
Rogge, Jim 1957
Rohr, Darrin 1985-86
Rofe, Dan 1980
Roman, Mickey 1964-66
Ronan, Bill 1976
Roscelli, Pete 1963-64
Rose, Monte 1969-70
Rose, Shawn 1986-87
Rosenstengle, Rick 1983
Ross, Jason 2000-01
Rosson, Loren 1962
Roth, John 1971
Roth, Eric 1999-2002
Roubison, Jeremy 1998
Roy 1947
Roy, Mike 1978-81
Rozario, Brandon 1995
Rozwick, Jeff 1991
Rucker, Andy 1995-97
Ruder, Dave 1988-91
Runte, John 1981-82
Rupert, Jim 1946-49
Rupert, Dave 1982-83
Russum, Jim 1959-60

S

Sabel, Rick 1975
Saia, Shawn 1979-81
Sailer, John 1962-66
Samarri, Mark 1975-79
Sample, Dale 1970-71
Sandusky, Tom 1972
Sankavadana, Sakornrat 1974
Sapp, Willie 1995-97
Sardo, Jim 1981
Sargent, Dan 1995
Sarkesian, Mike 1978
Saucier, Ralph 1981-82
Sawyer, Dean 1946-47
Sawyer, Jerry 1965-68
Scago, Frank 1968
Schaefer, Jacob 1956
Scharnhorst, Todd 1988-90
Scharz, Joe 1993-96
Schartz, Kyle 1975
Schembri, Larry 2000-01
Scherzer, Pat 1962-65
Schlegel, Tim 1983-84
Schlyer, John 1964
Schmanke, G. 1958
Schmanke, Ken 1984-87
Schmidt, Mayo 1975-78
Schmidt, Nathan 1998
Schmieder, Larry 1984
Schmille, Luke 1978-82
Schmitt, Steve 1977-80
Schneider, Jeff 1995
Schoo, Steve 1980
Schradler, Don 1949
Schroeder, Darin 1997-2000
Schroeger, Mike 2001-01
Schuerman, Tyler 2000-03
Schultz, John 1967
Schultz, Greg 1982
Schultz, Larry 1978
Schutter, Bob 1953
Schutter, Matt 1982-83
Schwarz, Bob 1969
Schwarz, Bret 1983-84
Schwerdt, J. 1955
Scollieri, Tony 1994-97
Scott, Jeff 2002-03
Seals, Rory 1992-94
Seaman, Dennis 1969
Searcy, Bob 1982-84
Seidel, Jim 1954-59
Seidl, Carl 1971
Seiler, Greg 1997

Senn, H. 1949
Senogles, Brent 1994-98
Serbick, M. 1949-51
Severs, Greg 1978
Seymour, Jim 1959-62
Shaeffer, J. 1955
Shank, Gary 1957
Shanks, Mik 1983-87
Sharp, Ed 1948
Sharp, Brett 2002-03
Shaw, Bob 1953-54
Shaw, Bret 1984-86
Sheahon, Mike 1975-78
Sheble, Frank 1959-60
Sheehan, Steve 1986-88
Sheffield, Adrian 1983
Shelinbarger, Bob 1965-67
Shelinbarger, Leon 1960-63
Shelinbarger, Marv 1970
Shelingbarber, Bob 1964
Shell, Larry 1957
Shelton, Chris 1993
Shepherd, Mike 1984
Shields, Bob 1946-48
Shields, Brett 1981
Shirley, Donovan 1990-93
Short, Ben 1979-82
Shorter, James 1986
Showalter, Gary 1970-71
Sias, Alex 1977-80
Sica, Robert 1983
Sigg, Aaron 1992-94
Silovsky, Paul 1981-84
Silva, David 1979-82
Silver, Jim 1976-79
Simecka, Jay 1990
Simmons, Chris 2000-02
Simpson, Ken 1954-57
Simpson, Anthony 1992-93
Simpson, Charles 1975
Sims, Gary 1974-76
Sipotz, Mike 1963-66
Sisk, Scott 1994-98
Sjostedt, Dana 1970
Slusser, Troy 1984-88
Small, Keith 1993-94
Small, Mark 1983-85
Smith 1947
Smith, Bob 1953-54
Smith, Ralph 1961-62
Smith, Ray 1969-71
Smith, Sharpe 1950
Smith, Wally 1952
Smith, Wesley 1971
Smith, Avery 2001-02
Smith, Brain 1981-82
Smith, Clay 1983-84
Smith, Corey 1991
Smith, Dan 1994-97
Smith, Darold 2000-03
Smith, David 1977
Smith, Erik 1993-94
Smith, Jeremy 1992-93
Smith, Jermaine 1999-2001
Smith, Neal 1995-96
Smith, Nick 2000-02
Smith, Ralph 1972
Smith, Rick 1974-75
Smith, Rod 1982
Smith, Stuart 1981-82
Smith, Travis 1996-98
Smith, Travis 2000-01
Smith, Troy 1994
Smith, Wesley 1972
Snedegar, Mike 1969-70
Snedegar, Rick 1970
Snider, Paul 1993-94
Snodgrass, Wendell 1993-94
Snyder, C. 1949
Snyder, Cody 1998-2001
Soetaert, Richard 1970
Sonte, Monte 1975
Soucy, Bob 1953-54
Southard, Dave 1966
Speer, Dan 1974

Spellerberg, Bill	1969
Spence, Jim	1990
Spies, Wade	1995
Spiker, Kerry	1974-75
Sprouse, Chuck	1979-80
Stackpole, Michael	1997-99
Stadler, Jerry	1959
Stadler, Rick	1979
Stalker, Norman	1956-58
Stambaugh, Don	1953-54
Stanchfield, Colby	1995
Standiford, Lin	1970
Stanfield, Jim	1994
Stanhope, Bill	1966-67
Stansbury, Bill	1954-57
Stansbury, Cliff	1951-54
Starbuck, Clifford	1956
Starbuck, Larry	1958-61
Starbuck, Mike	1961
Starbuck, Scott	1984-86
Stark, Kevin	1979-80
Startton, Mark	1980
Stattelman, A.J.	1995-96
Stauffer, John	1972-73
Stedman, Troy	1986-87
Steele, C.	1951
Steen, George	1972-75
Stegman, Steve	1993-94
Stein, Gerald	1952
Steinbock, Jay	1981
Steinle, Brad	1982-83
Steinmeyer, D.	1949
Stenzel, Greg	1988-89
Stevens	1947
Stewart, Don	1969
Stewart, Kris	1998-99
Stice, Greg	1968
Stindt, Bruce	1984-88
Stokes, Zuri	1993-96
Stone, Eugene	1983
Stone, Monte	1974
Stones, Brent	1996-97
Stous, Kevin	1986
Stous, Roger	1982-83
Stratton, Marc	1981
Strimple, Clyde	1947-50
Stringer, Joe	1982-84
Strommen, Pal	1987
Stroud, Don	1951-54
Stroud, Keith	1981
Stuart, Jime	1977
Stubblefield, Mike	1999-2000
Stuke, Jim	1964-67
Suggs, Ron	1986-87
Sullivan, Tom	1967
Summers, Jeff	1990
Summerville, Steve	1979
Sutherland, Kent	1964
Sutter, John	1965
Swafford, Don	1976
Swanson, Rodger	1990-91
Swart, Jeff	1971
Swartz, Norman	1956
Swietek, Tim	1980-84
Swingle, Brien	1993
Swirls, Chris	1995-97
Swisher	1947
Swyden, Forrest	1980-81
Symington, Chirs	1983

T

Tacca, Steve	1983-85
Talley III, Henry	2002-03
Tangye, Chris	1995-1999
Tarwater, Kyler	1986
Tate, John	1976
Tatum, Eric	2000-2002
Tauscher, Doug	1980
Taylor, Charles	1967
Taylor, Bret	2001-02
Taylor, Clarence	1974-77
Taylor, Eric	2000-03

Taylor, George	1988
Taylor, Jeff	1981-82
Taylor, Preston	1997-2000
Teddy, Jason	1994-95
Templar, Joe	1949
Tenbrink, Todd	1994-97
Terry, Doug	1988
Thatch, Alex	1983
Theil, Wally	1964
Theis, Ron	1965
Thogmartin, Russell	1979-82
Thomas, Billie	1970
Thomas, Chris	1990-91
Thomas, Fred	1974-76
Thomas, Toby	1994
Thompson, Ted	1952
Thompson, Craig	1981
Thompson, Justin	2002-03
Thompson, Theopolious	1973
Thorne, Mark	1975
Thornhill, James	1990-93
Thursby, Ben	2001-03
Tialdo, Ron	1966
Tice	1947
Tidwell, Edgar	1964
Tiesing, Rodger	1963-66
Tillman, Harold	1986-87
Tilton, Rich	1969
Toby, Adam	2000-03
Todd, Chad	1996-2000
Todd, Joey	2000
Toelkes, Mike	1962
Toews, Shane	1994
Tomassi, David	1999-2001
Tomassi, Jason	1999
Tomlinson, Bruce	1971-72
Tompkins, Bob	1971-72
Towner, Galen	1969-70
Toy, Paul	1983
Trice, Robert	1992
Trice, Russel	1985
Trimble, Tony	1989
Tsaffaras, Andy	1985-86
Tubbs, C.	1949
Tucker, Terry	1956
Tucker, Rick	1981
Turek, Danny	1991-92
Turner, Jack	1970
Turner, Larry	1983-85
Twombly, Adrian	1993
Tyler, Jesse	1989-90

U

Ulsh, Ray	1949-50
Underwood, Terry	1972
Ure, Larry	1970

V

Vacek, Ed	1984-85
Vail, Glenn	1970
Valburg, Tony	1983
Valcour, Doug	1970
Van Allen, Peter	1971-74
Van Riper, Lee	1969-71
Van Sickle, Mike	1982-86
Vandiver, David	1983
Vaughn, Marcus	1981
Verser, Robin	1974
Vigilante, Chuck	1983
Voelker, Rodney	1964
Voelker, Ted	1971
Voights, Jim	1959-60
Voorhees, Gary	1987
Votpyka, Will	1991
Vughn, Jason	1981

W

Wabby, Jim	1964
Wade, Darren	1988
Wagenknecht, Scott	1991
Waggamann, Pat	1963-64
Wagner, Steve	1969-71
Wagner, Dan	1974-77
Wagner, Richard	1975
Wahl, Bill	1973
Waldo, Bill	1964
Walker, Wayne	1971
Walker, Aaron	1983
Walker, Aaron	1984-86
Walker, James	1985
Walker, Shawn	1995
Walker, Wayne	1972-74
Wall, Dick	1967-68
Wallace, Bob	1964-65
Wallerstedt, Jim	1962
Wallick, Bill	1952
Walsh, Bill	1971
Walstrom, Jeff	1997-98
Waltz, John	1973
Wandix, Dashiell	1986-89
Wapp, Mike	1972
Warner, Tom	1951-52
Warren	1947
Warren, Donald	1982
Warren, Israel	1986
Warren, Robert	1972-75
Warrick, Wes	1980-82
Washington, Brandon	1991
Watson	1947
Watts, Tim	2000-03
Webber, Grant	1993-96
Weddle, Mark	1994
Weeks, Scott	1979
Weigel, Steve	1968-69
Weinbrecht, Mike	1963-66
Weinkoetz, Eric	1988
Weisbeck, Rick	1979
Weisert, Don	1994
Weissbeck, Jim	1978-80
Weissbeck, Rick	1980
Weixelman, Paul	1975
Welch, Mike	1983-86
Welcher, Robert	1956
Wellman, Jack	1964-66
Wells, Joe	1990-92
Wells, Russ	1994
Wenstrand, Eldon	1983-84
Werner, Bob	1976
Wert, Chuck	1969
West, Bob	1949-50
West, Dan	1965-68
Western, Jim	1976
Westgate, Mike	1969-72
Wheat, Todd	1992
Wheeler, Kevin	1995-99
Whiffen, John	1957
Whitbeck, Bob	1970
White, Charles	1964-66
White, D.	1951
White, George	1978
White, Ryan	1991
White, Sam	1977
Whited, Greg	1981
Whitehead, D.	1951
Whiteman, Keith	1961
Whiting, William	1983
Whitt, Rick	1967-68
Whittle, Chris	1997-2001
Whitwam, Todd	1982
Wickliffe, Lewis	1982
Wickstrum, Keith	1969
Wicox, C.	1947
Wiegers, Rich	1963
Wiemers, Dave	1989-90
Wier, Allan	1992
Wilcots, Craig	1987
Wilcox, Winfield	1946
Wiley, Dan	1984
Wiley, Doug	1983
Wiley, William	1983-84
Wilkinson, D.	1954
Williams, Dick	1952-53



Running back Dino DeLisa carries the ball against Fort Hays State during the 1983 season, the last conference championship for the Ichabods. DeLisa finished the season with 1,185 yards setting a new Washburn record becoming the first running back to eclipse the 1,000-yard mark. DeLisa finished his Washburn career with a school-record 2,794 yards on 665 carries and 29 touchdowns.

Williams, Jr., Charles	1956
Williams, R.	1949
Williams, Tom	1970-71
Williams, Bill	1976
Williams, Billy Dee	1994
Williams, Chuck	1990-91
Williams, Clarence	1997-2000
Williams, Curtis	1986
Williams, Daina	1993
Williams, Earl	1986
Williams, Forrest	2002-03
Williams, George	1983
Williams, Kevin	1985-86
Williams, Les	1986-90
Williams, Tom	1972
Williamson, Jim	1965
Williamson, Terry	1974
Willis, Frank	1952-55
Willis, Tony	1972
Wilson, Bob	1946
Wilson, Les	1952
Wilson, Brian	2000-01
Wilson, Dan	1997-2001
Wiltse, Marty	1977
Wimpy, Jeff	2001-03
Wincox, Winfield	1948
Winkelbauer, Tim	1977
Winstow	1950
Winston, Rodger	1995-96
Winter, Josh	1997-98
Wischmeyer, Scott	1987

Wiskoski, Ed	1963
Witham, Joe	1984-85
Wittman, Gavin	1983
Wolff, Billy	1997-2001
Wolosuk, Mike	1987
Wonderly, Jeff	1994-95
Wonnell, Dave	1994-95
Wood, James	1998
Woodberry, L.	1949
Woodridge, Larry	1963
Woodruff, Dick	1947-49
Woods, Harold	1979-81
Works, Bruce	1949-50
Worrel, Scott	1983
Wrecke, Brennan	1995-96
Wrecke, Garrett	1999-2000
Wrecke, Justin	1994-97
Wright, Brad	1973
Wurth, Mike	1971
Wyatt, Bob	1966
Wyatt, Derrick	1982

Y

Yager, Gary	1972-75
Yager, Mark	1976
Yaria, Joe	1966
Yaws, Jay Jay	1981-82
Yeoman, Gene	1946

Youman, Wayne	1994-95
Young	1947
Young, Edmond	1969
Young, Cage	1992
Young, David	1995
Young, Derek	1999-2002

Z

Zandevakili, Andre	2000-03
Zanella, Ronald	1970
Zeller, Bruce	1984
Zeller, Dave	1976
Zimmer, John	1986-87
Zlatnik, Alan	1978
Zwiener, Michael	1990

Note: Every effort has been made to accurately list every former player. Please contact the Washburn Sports Information Office for any adjustments. Additionally, starting before the 2003- newcomers were not added to the roster list until their second season with the Ichabods.

ICHABOD YEARLY SUMMARY 1891-1961

Year	WU Coach	Record	PCT	CONF	PCT	CONFERENCE	CHAMPION	WU PTS	OPP PTS
1891	Unknown	1-4-0	.200	•	•	Intercollegiate Athletic	•	46	146
1892	Unknown	0-2-0	.000	•	•	•	•	0	80
1893	Unknown	1-0-0	1.000	•	•	•	•	18	0
1894	W.M. Gains	3-1-0	.750	•	•	•	•	76	30
1895	No Record of Games Played								
1896	W. Griffith	6-1-1	.813	•	•	•	•	126	50
1897	Paul Coldren	7-1-0	.875	•	•	•	•	90	14
1898	Paul Coldren	4-0-1	.900	•	•	•	•	81	23
1899	William Medford	2-5-2	.333	•	•	•	•	34	91
1900	Ben Owen	6-2-0	.750	•	•	•	•	194	22
1901	Lawrence Banks	3-2-3	.563	•	•	Kansas Conference	•	47	46
1902	H. Ward Page	3-4-0	.429	•	•	Kansas Conference	•	34	123
1903	A.R. Kennedy	7-0-1	.938	•	•	Kansas Conference	•	168	6
1904	John Outland	7-2-0	.778	•	•	Kansas Conference	•	183	29
1905	John Outland	7-3-0	.700	•	•	Kansas Conference	•	137	83
1906	Garfield Weede	8-1-3	.792	•	•	Kansas Conference	•	151	11
1907	Garfield Weede	8-0-0	1.000	5-0-0	1.000	Kansas Conference	WASHBURN	124	11
1908	Garfield Weede	4-5-1	.444	•	•	Kansas Conference	•	86	104
1909	Robert Stewart	4-4-0	.500	•	•	Kansas Conference	•	95	146
1910	Robert Stewart	4-4-0	.500	•	•	Kansas Conference	•	115	100
1911	William Lloyd Driver	3-5-1	.389	•	•	Kansas Conference	•	65	99
1912	William Lloyd Driver	5-3-0	.625	•	•	Kansas Conference	•	129	51
1913	Glen Gray	3-3-2	.500	•	•	Kansas Conference	•	95	61
1914	Glen Gray	5-3-0	.625	•	•	Kansas Conference	•	113	77
1915	Glen Gray	2-5-1	.313	•	•	Kansas Conference	•	42	133
1916	A.R. Kennedy	3-6-0	.333	•	•	Kansas Conference	•	47	166
1917	A.R. Kennedy	2-6-2	.300	•	•	Kansas Conference	•	45	107
1918	Ernest Bearg	4-1-0	.800	•	•	Kansas Conference	•	90	38
1919	Ernest Bearg	7-1-1	.833	•	•	Kansas Conference	•	212	40
1920	Dwight Ream	5-2-3	.650	•	•	Kansas Conference	•	82	63
1921	Dwight Ream	3-5-1	.389	•	•	Kansas Conference	•	54	111
1922	G.D. Vosburg	1-7-0	.125	•	•	Kansas Conference	•	37	184
1923	George Woodward	0-8-2	.100	•	•	Kansas Conference	•	28	124
1924	George Woodward	2-7-0	.222	•	•	Kansas Conference	•	37	124
1925	George Woodward	2-4-1	.357	•	•	Kansas Conference	•	16	52
1926	George Woodward	3-4-1	.438	•	•	Kansas Conference	•	52	97
1927	Roy Wynne	1-7-0	.125	•	•	Kansas Conference	•	21	130
1928	Roy Wynne	2-7-0	.222	•	•	Central Conference	•	51	148
1929	Ernest Bearg	5-6-0	.455	•	•	Central Conference	•	100	110
1930	Ernest Bearg	7-2-0	.778	•	•	Central Conference	•	189	92
1931	Ernest Bearg	7-3-0	.700	•	•	Central Conference	WASHBURN	101	66
1932	Ernest Bearg	6-3-1	.650	•	•	Central Conference	•	125	67
1933	Ernest Bearg	4-6-1	.409	•	•	Central Conference	•	75	55
1934	Ernest Bearg	2-5-1	.313	•	•	Central Conference	•	37	67
1935	Ernest Bearg	4-6-0	.400	•	•	Missouri Valley (MVC)	•	108	103
1936	Elmer Holm	2-6-1	.278	•	•	MVC	•	53	148
1937	Elmer Holm	0-10-0	.000	•	•	MVC	•	38	209
1938	Elmer Holm	6-3-0	.667	•	•	MVC	•	160	160
1939	Elmer Holm	6-4-0	.600	•	•	MVC	•	145	148
1940	Elmer Holm	4-6-0	.400	•	•	MVC	•	137	198
1941	Elmer Holm	5-2-2	.667	•	•	Central Intercollegiate	•	144	69
1942	Bob Raugh	1-6-0	.143	•	•	CIC	•	21	148
1943	Bob Raugh	2-4-2	.375	•	•	CIC	•	52	112
1944	Dee Errickson	1-6-0	.143	•	•	CIC	•	24	223
1945	Lew Lane	3-1-0	.750	•	•	CIC	•	60	34
1946	Dick Godlove	6-2-1	.722	•	•	CIC	•	138	86
1947	Dick Godlove	7-1-0	.875	•	•	CIC	•	159	56
1948	Dick Godlove	3-5-1	.389	•	•	CIC	•	177	125
1949	Dick Godlove	7-2-0	.778	•	•	CIC	WASHBURN	249	136
1950	Dick Godlove	3-4-1	.438	•	•	CIC	•	82	120
1951	Dick Godlove	6-3-0	.667	•	•	CIC	•	196	160
1952	Dick Godlove	4-5-0	.444	•	•	CIC	•	143	163
1953	Dick Godlove	7-1-0	.875	•	•	CIC	WASHBURN	170	46
1954	Dick Godlove	6-2-0	.750	•	•	CIC	WASHBURN	120	100
1955	Dick Godlove	6-2-1	.722	•	•	CIC	•	185	111
1956	Dick Godlove	3-6-0	.333	•	•	CIC	•	134	163
1957	Dick Godlove	5-4-0	.556	•	•	CIC	•	194	148
1958	Dick Godlove	4-5-0	.444	•	•	CIC	•	131	124
1959	Ralph Brown	3-6-0	.333	•	•	CIC	•	90	156
1960	Ralph Brown	3-6-0	.333	•	•	CIC	•	120	173
1961	Ralph Brown	3-6-0	.333	1-4-0	.200 (5th)	CIC	Pittsburg State	115	194

Year	WU Coach	Record	PCT	CONF	PCT	CONFERENCE	CHAMPION	WU PTS	OPP PTS
1962	Ellis Rainsberger	4-5-0	.444	2-3-0	.400 (4th)	CIC	Nebraska-Omaha	125	207
1963	Ellis Rainsberger	5-4-0	.556	2-2-0	.500 (3rd)	CIC	Nebraska-Omaha	179	108
1964	Ellis Rainsberger	8-1-0	.889	4-0-0	1.000 (1st)	CIC	WASHBURN	182	53
1965	Ed Linta	2-6-1	.278	1-3-0	.250 (4th)	CIC	Nebraska-Omaha	88	217
1966	Ed Linta	2-7-0	.222	1-3-0	.250 (4th)	CIC	Pittsburg State	87	164
1967	Bill Schaaake	0-9-0	.000	0-4-0	.000 (5th)	CIC	Nebraska-Omaha	53	302
1968	Bill Schaaake	2-7-0	.222	1-3-0	.250 (4th)	CIC	Nebraska-Omaha	81	241
1969	Harold Elliott	5-5-0	.500	3-3-0	.500	Rocky Mountain	Northern Colorado	169	234
1970	Harold Elliott	5-3-2	.625	•	•	RMAC	Pittsburg State	186	161
1971	Bob Noblitt	5-5-0	.500	•	•	RMAC	Northern Colorado	176	151
1972	Bob Noblitt	4-6-0	.400	•	•	Great Plains	Emporia State	166	182
1973	Bob Noblitt	3-6-1	.350	•	•	GPAC	ESU./N. Colorado		
1974	Larry Elliott	8-3-0	.725	3-2-0	.625 (3rd)	GPAC	Northern Colorado	214	162
1975	Larry Elliott	5-5-0	.500	2-3-0	.400 (T4th)	GPAC	Northern Colorado	227	152
1976	Larry Elliott	6-4-0	.600	4-2-0	.667 (4th)	Central States	Nebraska-Kearney	200	210
1977	Larry Elliott	6-3-1	.650	4-2-1	.643 (T3rd)	CSIC	Nebraska-Kearney	268	229
1978	Larry Elliott	4-6-0	.400	4-6-0	.400 (T7th)	CSIC	Nebraska-Kearney	208	222
1979	Gary Hampton	4-6-0	.400	2-5-0	.286 (T7th)	CSIC	Nebraska-Kearney/PSU	163	193
1980	Gary Hampton	2-8-0	.200	1-6-0	.143 (T7th)	CSIC	Nebraska-Kearney	166	321
1981	Glenn Jagodzinske	3-7-0	.300	3-4-0	.429 (T4th)	CSIC	Pittsburg State	92	215
1982	Glenn Jagodzinske	1-9-0	.100	1-6-0	.143 (6th)	CSIC	Nebraska-Kearney/PSU	96	248
1983	George Tardiff	8-2-0	.800	6-1-0	.857 (1st)	CSIC	WASHBURN	226	132
1984	Tardiff/Larry Elliott	2-8-0	.200	2-5-0	.286 (T6th)	CSIC	Nebraska-Kearney	134	333
1985	Larry Elliott	4-7-0	.364	2-5-0	.286 (7th)	CSIC	Pittsburg State	198	266
1986	Larry Elliott	8-3-0	.727	5-2-0	.714 (T2nd)	CSIC	Pittsburg State	279	218
1987	Larry Elliott	6-5-0	.545	5-2-0	.714 (2nd)	CSIC	Pittsburg State	253	233
1988	Larry Elliott	7-4-0	.636	5-2-0	.714 (T2nd)	CSIC	Pittsburg State	291	233
1989	Larry Elliott	3-7-0	.300	3-7-0	.300 (9th)	Missouri Intercol.	Pittsburg State	132	240
1990	Dennis Caryl	4-6-0	.400	4-5-0	.450 (T5th)	MIAA	Pittsburg State	112	214
1991	Dennis Caryl	1-10-0	.091	1-8-0	.111 (10th)	MIAA	Pittsburg State	94	304
1992	Dennis Caryl	2-8-0	.200	2-7-0	.222 (8th)	Mid-America Intercol	Pittsburg State	177	341
1993	Caryl/Andy Williams	0-10-0	.000	0-9-0	.000 (10th)	MIAA	Missouri Southern	171	414
1994	Tony DeMeo	2-8-0	.200	2-7-0	.222 (8th)	MIAA	Pittsburg State	200	390
1995	Tony DeMeo	4-6-0	.400	3-6-0	.333 (T7th)	MIAA	Pittsburg State	231	232
1996	Tony DeMeo	4-6	.400	4-5	.450 (7th)	MIAA	PSU/Northwest Missouri	234	241
1997	Tony DeMeo	3-8	.273	2-7	.222 (8th)	MIAA	Northwest Missouri	207	263
1998	Tony DeMeo	4-7	.364	3-6	.333 (T6th)	MIAA	Northwest Missouri	255	347
1999	Tony DeMeo	6-5	.545	4-5	.444 (T5th)	MIAA	Northwest Missouri	283	280
2000	Tony DeMeo	5-6	.454	3-6	.333 (6th)	MIAA	Northwest Missouri	347	309
2001	Tony DeMeo	3-8	.272	2-7	.222 (9th)	MIAA	Pittsburg State	263	400
2002	Craig Schurig	3-8	.272	3-6	.333 (7th)	MIAA	Northwest Missouri	279	372
TOTALS		446-520-44	.463						

WASHBURN COACHING HISTORY

COACHING RECORDS

Coach (Years)	Record	Coach (Years)	Record
W.M. Gains (1894)	3-1-0	Elmer Holm (1936-41)	23-31-3
W. Griffith (1896)	6-1-1	Bob Raugh (1942-43)	3-10-2
Paul Coldren (1897-98)	11-1-1	Dee Erickson (1944)	1-6-0
William Melford (1899)	2-5-2	Lew Lane (1945)	3-1-0
Ben Owen (1900)	6-2-0	Dick Godlove (1946-58)	67-42-4
Lawrence Banks (1901)	3-2-3	Ralph Brown (1959-61)	9-18-0*
H. Ward Page (1902)	3-4-0	Ellis Rainsberger (1962-64)	17-10
A.R. Kennedy (1903)	7-0-1	Ed Linta (1965-66)	4-13-1
John Outland (1904-05)	14-5-0	Bill Schaaake (1967-68)	2-16-0
Garfield Weede (1906-08)	20-6-4	Harold Elliott (1969-70)	10-8-2
Robert Stewart (1909-10)	8-8-0	Bob Noblitt (1971-73)	12-17-1*
William Lloyd Driver (1911-12)	8-8-1	Larry Elliott (1974-78)	28-22-1*
Glen Gray (1913-15)	11-10-3	Gary Hampton (1979-80)	6-14-0
A.R. Kennedy (1916-17)	5-12-2	Glenn Jagodzinske (1981-82)	4-16-0
Ernest Bearg (1918-19)	11-2-1	George Tardiff (1983-84)	8-7-0
Dwight Ream (1920-21)	8-7-4*	Larry Elliott (1984-89)	30-29-0*
G.D. Vosburg (1922)	1-7-0	Dennis Caryl (1990-93)	7-32-0
George Woodward (1923-26)	7-23-4	Andy Williams (1993)	0-2-0
Roy Wynne (1927-28)	3-14-0	Tony DeMeo (1994-01)	31-54
Ernest Bearg (1929-35)	35-31-3	Craig Schurig (2002-pr)	3-8

WINNING PERCENTAGES

1. John Outland (1904-05)	14-5-0	.737
2. Garfield Weede (1906-08)	20-6-4	.733
3. Ellis Rainsberger (1962-64)	17-10-0	.630
4. Dick Godlove (1946-58)	67-42-4	.611
5. Ernest Bearg (1918-19; 1929-35)	46-33-4	.578
6. Harold Elliott (1969-70)	10-8-2	.550
7. Larry Elliott (1974-78; 1984*-89)	58-51-1	.532
8. Dwight Ream (1920-21)	8-7-4	.526
9. Glen Gray (1913-15)	11-10-3	.521
10. A.R. Kennedy (1903; 1916-17)	12-12-2	.500

(minimum of 18 games) *Elliott coached five games in 1984

VICTORIES

1. Dick Godlove (1946-58)	67-42-4	.611
2. Larry Elliott (1974-78; 1984*-89)	58-51-1	.532
3. Ernest Bearg (1918-19; 1929-35)	46-33-4	.578
4. Tony DeMeo (1994-2001)	31-54-0	.364
5. Elmer Holm (1936-41)	23-31-3	.430
6. Garfield Weede (1906-08)	20-6-4	.733
7. Ellis Rainsberger (1962-64)	17-10-0	.630
8. John Outland (1904-05)	14-5-0	.737
9. A.R. Kennedy (1903; 1916-17)	12-12-2	.500
10. Paul Coldren (1897-98)	11-1-1	.885
Glen Gray (1913-15)	11-10-3	.521

1891: 1-4-0

Coach: Unknown

KC YMCA	W	8-2
Baker	L	18-28
Kansas	L	10-32
Kansas	L	10-38
Baker	L	0-46
		46-146

1892: 0-2-0

Coach: Unknown

Baker	L	0-44
Kansas	L	0-36
		0-80

1893: 1-0-0

Coach: Unknown

Topeka High	W	18-0
		18-0

1894: 3-1-0

Coach: W. M. Gains

Midland	W	18-4
Coll. of Emporia	W	16-4
Midland	W	42-0
Coll. of Emporia	L	0-22
		76-30

1895 No Record of Games Played

1896: 6-1-1

Coach: W. Griffith

Fort Riley	T	4-4
Topeka Independents	W	28-0
Midland	W	32-0
Haskell	W	8-6
Midland	W	30-0
Kansas Medics	W	10-0
Topeka Independents	W	14-0
St. Mary's	L	0-40
		126-50

1897: 7-1-0

Coach: Paul Coldren

Haskell	W	6-0
Topeka High	W	6-0
Fort Leavenworth	W	8-4
Ottawa	L	4-10
Kansas State	W	4-0
Topeka High	W	18-0
Kansas State	W	36-0
Haskell	W	8-0
		90-14

1898: 4-0-1

Coach: Paul Coldren

Midland	W	18-6
Denver A.C.	W	5-0
Denver Wheel Club	W	22-5
Ottawa	T	12-12
Kansas State	W	24-0
		81-23

1899: 2-5-2

Coach: William Melford

KC Medics	T	0-0
Kansas	L	0-35
Kansas State	W	24-0
Ottawa	W	10-5
Denver A.C.	L	0-5
College of Emporia	T	0-0
Emporia State	L	0-11
Kansas	L	0-23
Haskell	L	0-12
		34-91

1900: 6-2-0

Coach: Ben Owen

Haskell	W	11-0
Kansas	W	24-0
Fort Riley	W	80-0
Colorado College	W	29-6

Denver A.C.	L	0-5
Haskell	L	5-11
Kansas	W	29-0
Ottawa	W	16-0
		194-22

1901: 3-2-3

Coach: Lawrence Banks

Emporia State	W	6-0
KC Medics	T	0-0
St. Joseph Medics	W	6-5
Kansas	T	0-0
Denver A.C.	L	0-18
Denver Wheel Club	L	5-11
Bethany	W	18-0
Ottawa	T	12-12
		47-46

1902: 3-4-0

Coach: H. Ward Page

Kansas	L	0-33
Haskell	L	5-41
Missouri	L	0-28
Ottawa	L	0-16
Emporia State	W	6-0
Coll. of Emporia	W	17-5
Central Missouri	W	6-0
		34-123

1903: 7-0-1

Coach: A.R. Kennedy

Emporia State	T	0-0
Coll. of Emporia	W	47-0
Lincoln Medics	W	29-0
Kansas State	W	34-0
Kansas	W	5-0
Bethany	W	12-6
Missouri	W	6-0
Highland Park	W	35-0
		168-6

1904: 7-2-0

Coach: John Outland

Coll. of Emporia	W	10-0
Emporia State	W	21-0
Wichita State	W	10-0
Doane	W	45-6
Kansas	L	0-5
Haskell	L	0-14
Kansas State	W	56-0
Missouri	W	18-0
Ottawa	W	23-4
		183-29

1905: 7-3-0

Coach: John Outland

Coll. of Emporia	W	39-0
Emporia State	W	29-6
Kansas State	W	12-5
Ottawa	W	16-6
Oklahoma	W	9-6
Wichita State	W	10-6
Kansas	L	11-18
Colorado	L	5-30
Denver	W	6-0
Colorado College	L	0-6
		137-83

1906: 8-1-3

Coach: Garfield Weede

Topeka High	W	9-0
Friends	W	28-0
Kansas State	W	9-0
Coll. of Emporia	W	29-0
Emporia State	W	6-0
Colorado	T	0-0
Fort Riley	W	18-0
Kansas State	W	5-4
Wichita State	L	6-7
Kansas	T	0-0
St. Mary's	W	42-0
Oklahoma	T	0-0
		152-11

1907: 8-0-0 (5-0)

Kansas Conference Champions

Coach: Garfield Weede

Topeka High	W	10-0
Emporia State	W	18-0
Haskell	W	33-0
St. Mary's	W	22-6
Kansas	W	12-5
Kansas State	W	5-0
Wichita State	W	12-0
Oklahoma	W	12-0
		124-11

1908: 4-5-1

Coach: Garfield Weede

Topeka High	W	17-6
Kansas State	L	4-23
Emporia State	W	6-0
Wichita State	L	16-25
Kansas	L	0-23
St. Mary's	L	0-6
Oklahoma	T	6-6

Haskell	W	11-4
Ottawa	W	26-5
Drake	L	0-6
		86-104

1909: 4-4-0

Coach: Robert Stewart

Topeka High	W	12-0
Kansas State	L	0-40
Emporia State	W	24-6
Kansas	L	0-17
St. Mary's	W	12-11
Oklahoma	L	8-42
Campbell	W	34-0
Denver	L	5-30
		95-146

Did the Ichabods throw the first forward pass?

When an athlete or team accomplishes a "first" these days, all America can witness as modern technology is capable of bringing it into our living rooms. Firsts which happened decades ago, like who threw the first forward pass, are a little less clear.

Many schools – Washburn included – claim to have thrown the first forward pass. Whether Washburn did or not depends on how the implementation of the rule is viewed.

Records indicate the first forward pass rule was written by Navy coach Paul Dashiell and became a legal part of the game in 1906. Any forward pass thrown before the official rule would be illegal, and in the researcher's opinion, not a historical first. Accepting that view prohibits one from believing that the first forward pass was thrown during either a Yale-Princeton game in 1876 or a North Carolina-Georgia game in 1895, as various documents show.

According to Pat Harmon, historian at the National College Football Hall of Fame, the first legal collegiate forward pass was thrown by St. Louis University during a Sept. 5, 1906 game against Carroll College.

So we have illegal forward passes before the 1906 rule, and legal forward passes after the rule. But what about a pass thrown during a game designed to test proposed rules changes? That is where Washburn's claim comes into play. If you believe a "first" can happen during a game testing proposed rules, then Washburn is correct in claiming it threw the first forward pass.

The Capper/MRI Quick-Fact Book of Kansas states on page 15: "The first forward pass in football history was thrown in December, 1905, in a football game between Washburn University and Fairmount College."

An article in the Oct. 30, 1935, edition of the *Topeka Journal*, titled "Washburn played Game 30 years ago testing new grid rules suggested," reports: "Washburn was in the football spotlight Christmas Day in 1905 when the Ichabods played a postseason game with Fairmount in Wichita to test the proposed rules changes. It was known as the Walter Camp game."

The *Kansas Historical Quarterly* published an article named "Evans: College Football in Kansas," which quotes Bliss Isley, who played in the 1905 game: "The first forward pass in history was thrown that afternoon by Bill Davis to Art Solter and was good for a 10-yard gain."

The article goes on to say "Isley said the pass delivery was primitive. Davis heaved the ball with both hands like a basketball player shooting a free throw and wobbled through the air."

From these sources, the researcher concludes Washburn did indeed throw the first forward pass on Christmas Day in 1905 during a game to test a new set of rules. The game in question was not the regular season contest listed in this media guide – in which Washburn prevailed 10-6 – but rather a scoreless tie that is not listed in the 1905 scores.

**Washburn's
Todd
McGhghy
(1990-91)
was the first
Ichabod to
earn first
team all-
MIAA honors
in 1990. He
was named
second team
the following
year in 1991.**



1910: 4-5-0

Coach: Robert Stewart

Coll. of Emporia	W	27-15
Baker	W	28-5
Ottawa	L	0-9
Emporia State	L	12-14
Kansas	L	6-21
Missouri Wesleyan	W	33-0
Tarkio	W	9-3
Kansas State	L	0-33

115-100

1911: 3-5-1

Coach: William Lloyd Driver

Coll. of Emporia	L	0-17
Ottawa	T	0-0
Wichita State	L	0-22
Haskell	W	28-3
Oklahoma	L	0-37
Kansas	L	6-14
Emporia State	W	8-0
St. Mary's	W	18-0
Kansas State	L	5-6

65-99

1912: 5-3-0

Coach: William Lloyd Driver

Denver	W	12-0
William Jewell	W	7-0
Ottawa	W	55-0
Emporia State	L	6-7
Kansas	W	10-0
Drury	L	14-16
St. Mary's	W	22-7
Kansas State	L	3-21

129-51

1913: 3-3-2

Coach: Glen Gray

Kansas State	T	6-6
Emporia State	W	41-7
Kansas	L	0-14
St. Mary's	W	24-12
Coll. of Emporia	T	0-0
William Jewell	W	24-0
Oklahoma State	L	0-3
Nebraska	L	0-19

95-61

1914: 5-3-0

Coach: Glen Gray

Kansas State	W	26-16
Emporia State	L	0-19
Kansas	L	14-20
St. Mary's	W	33-3
Coll. of Emporia	W	20-2
Central Missouri	W	6-0
Baker	W	7-3

Nebraska	L	7-14
----------	---	------

113-77

1915: 3-4-1

Coach: Glen Gray

Cooper	L	0-6
Baker	L	0-10
Nebraska	L	0-47
Central Missouri	W	19-7
Emporia State	T	7-7
Kansas	L	0-41
Coll. of Emporia	W	16-9
Kansas State	L	0-6

42-133

1916: 3-6-0

Coach: A.R. Kennedy

Cooper	W	20-0
Friends	L	0-25
Baker	W	13-9
Ottawa	W	7-6
Emporia State	L	7-23
Kansas	L	0-27
Wichita State	L	0-9
Coll. of Emporia	L	0-20
Kansas State	L	0-47

47-166

1917: 2-6-2

Coach: A.R. Kennedy

Midland	W	24-0
Cooper	L	0-3
Ottawa	W	19-6
Kansas	L	2-34
Baker	T	0-0
Emporia State	T	0-0
St. Mary's	L	0-13
Wichita State	L	0-6
Coll. of Emporia	L	0-7
Kansas State	L	0-38

45-107

1918 : 4-1-0

Coach: Ernest Beary

Emporia State	W	22-3
Haskell	W	32-7
Midland	W	14-0
Kansas State	L	9-28
St. Mary's	W	13-0

90-38

1919: 7-1-1

Coach: Ernest Beary

Cooper	W	47-0
Ottawa	W	32-14
Kansas	T	0-0
Baker	W	13-0
Wichita State	W	53-0

Emporia State	W	20-6
Coll. of Emporia	L	0-7
St. Mary's	W	40-7
Fort Hays State	W	7-6

212-40

1920: 5-2-3

Coach: Dwight Ream

Nebraska	L	0-14
Kansas	L	0-6
Ottawa	W	16-7
Baker	W	14-9
Wichita State	W	7-0
Emporia State	T	7-7
Coll. of Emporia	T	14-14
St. Mary's	W	17-6
Kansas State	T	0-0
*Pittsburg State	W	7-0

* Forfeited later by WU 82-63

1921: 3-5-1

Coach: Dwight Ream

Kansas	L	7-28
Pittsburg State	L	7-21
Ottawa	T	0-0
Baker	W	17-16
Wichita State	W	7-6
Emporia State	W	10-7
Coll. of Emporia	L	3-6
St. Mary's	L	3-14
Oklahoma State	L	0-13

54-111

1922: 1-7-0

Coach: G.D. Vosburg

Ottawa	W	19-13
Kansas State	L	0-47
Kansas	L	3-32
Baker	L	6-14
Emporia State	L	0-34
Coll. of Emporia	L	2-6
St. Mary's	L	7-32
Pittsburg State	L	0-6

37-184

1923: 0-8-2

Coach: George Woodward

Kansas State	L	0-25
Kansas Wesleyan	L	0-16
Ottawa	L	0-13
McPherson	L	7-14
Coll. of Emporia	L	0-10
St. Mary's	L	7-12
Emporia State	T	7-7
Pittsburg State	L	0-10
Baker	T	0-0
Haskell	L	7-17

28-124

1924: 2-7-0

Coach: George Woodward

Kansas City	W	17-6
Kansas State	L	0-23
McPherson	W	10-0
Ottawa	L	3-6
Coll. of Emporia	L	7-28
Emporia State	L	0-18
St. Mary's	L	0-10
Baker	L	0-13
Pittsburg State	L	0-20

37-124

1925: 2-4-1

Coach: George Woodward

Ottawa	T	0-0
Bethany	L	0-22
Coll. of Emporia	L	0-16
Kansas Wesleyan	W	6-0
Emporia State	L	0-6
St. Mary's	W	7-0
Baker	L	3-7

16-52

1926: 3-4-1

Coach: George Woodward

Kansas	L	6-14
Ottawa	W	13-0
Coll. of Emporia	L	7-19
Kansas Wesleyan	L	0-10
McPherson	W	13-9
Emporia State	L	0-35
St. Mary's	W	10-7
Baker	T	3-3

52-97

1927: 1-7-0

Coach: Roy Wynne

St. Regis	L	0-19
Ottawa	L	0-7
Coll. of Emporia	L	0-45
Kansas Wesleyan	L	0-13
Friends	W	7-0
Emporia State	L	7-20
St. Mary's	L	7-12
Baker	L	0-14

21-130

1928: 2-7

Coach: Roy Wynne

William Jewell	L	12-20
Coll. of Emporia	L	0-20
Pittsburg State	W	12-0
Wichita State	L	0-27
Emporia State	L	6-45
Doane	W	19-0
Fort Hays State	L	2-6
Southwestern	L	0-12
Westminster	L	0-18

51-148

1929: 5-6-0

Coach: Ernest Beary

Haskell	L	0-14
William Jewell	L	2-16
Baker	L	14-19
Pittsburg State	W	12-7
Coll. of Emporia	L	0-6
Wichita State	L	0-20
Emporia State	W	6-2
St. Mary's	W	19-0
Tulsa	L	7-19
Southwestern	W	13-7
Fort Hays State	W	27-0

100-110

1930: 7-2-0

Coach: Ernest Beary

Haskell	L	14-27
Kansas State	L	0-14
Coll. of Emporia	W	26-0
Wichita State	W	32-12
Emporia State	W	13-6

Washburn's Kevin McCormick (1969-71) holds the Ichabods record for touchdowns as a senior with 13. McCormick rushed for a WU record 241 yards against Missouri Valley College his senior season.



St. Mary's	W	27-13
Fort Hays State	W	31-7
Southwestern	W	33-6
Pittsburg State	W	13-7
		189-92

1931: 7-3-0

Central Conference Champions

Coach: Ernest Bearg

Haskell	W	6-0
Baker	W	18-0
Fort Hays State	W	27-7
Wichita State	W	7-6
Emporia State	W	20-7
Pittsburg State	W	15-0
Coll. of Emporia	L	6-18
Southwestern*	W	2-0
Kansas State	L	0-22
Kansas	L	0-6

*Forfeit win **101-66**

1932: 6-3-1

Coach: Ernest Bearg

Baker	W	19-0
Coll. of Emporia	W	13-6
Tulsa	L	0-20
Fort Hays State	W	12-0
Haskell	L	0-6
Emporia State	T	0-0
Pittsburg State	W	27-7
Fresno State	W	26-0
Southwestern	W	21-0
Wichita State	L	7-8

125-67

1933: 4-6-1

Coach: Ernest Bearg

Baker	W	26-0
Haskell	L	0-6
Coll. of Emporia	W	6-3
Tulsa	L	0-7
Pittsburg State	W	6-0
Nebraska-Omaha	W	31-0
Emporia State	L	6-7
Fresno State	L	0-7
Fort Hays State	T	0-0
Southwestern	L	0-6
Wichita State	L	0-19

75-55

1934: 2-5-1

Coach: Ernest Bearg

Haskell	T	0-0
Army	L	0-19
Pittsburg State	L	13-18
Emporia State	L	6-14
Kansas State	L	6-14
Southwestern	W	6-0
Gonzaga	L	0-2
Wichita State	W	6-0

37-67

1935: 4-6-0

Coach: Ernest Bearg

Baker	W	32-7
Emporia State	W	12-7
Grinnell	L	6-12
Benedictine	L	6-13
Tulsa	L	6-19
Gonzaga	L	0-21
Haskell	W	14-2
Creighton	W	20-3
Fort Hays State	L	6-12
Wichita State	L	6-7

108-103

1936: 2-6-1

Coach: Elmer Holm

Wichita State	W	13-6
Kansas	L	6-19
Emporia State	L	7-14
Oklahoma State	L	0-6
Grinnell	W	7-6
Creighton	L	20-32
Colorado College	T	0-0
Tulsa	L	0-47
Drake	L	0-18

53-148

1937: 0-10-0

Coach: Elmer Holm

Emporia State	L	6-12
Kansas	L	2-25
Drake	L	0-25
Oklahoma State	L	3-25
Grinnell	L	0-13
Colorado College	L	0-6
Kansas State	L	7-20
St. Mary's TX	L	13-51
Benedictine	L	0-13
Wichita State	L	7-19

38-209

1938: 6-3-0

Coach: Elmer Holm

Baker	W	34-0
Emporia State	W	19-6
Kansas	L	14-58
Colorado College	W	20-0
Wichita State	L	6-35
Oklahoma State	W	14-0
Grinnell	W	6-0
Kansas State	L	14-41
St. Mary's TX	W	33-20

160-160

1939: 6-4-0

Coach: Elmer Holm

Baker	W	27-0
Emporia State	W	12-0
Washington MO	W	26-0
Colorado College	W	22-6
Oklahoma State	L	6-27
Benedictine	W	20-14
Drake	L	7-20
Grinnell	W	19-7
Creighton	L	0-47
Wichita State	L	6-7

145-148

1940: 4-6-0

Coach: Elmer Holm

Coll. of Emporia	W	26-0
Tulsa	L	6-37
Emporia State	L	7-38
Washington MO	L	20-28
Grinnell	W	7-6
Wichita State	L	6-14
Drake	L	6-19
Oklahoma State	L	14-33
Rockhurst	W	25-23
Benedictine	W	20-0

137-198

1941: 5-2-2

Coach: Elmer Holm

Coll. of Emporia	W	26-0
Kansas Wesleyan	W	20-0

Emporia State	L	12-20
Pittsburg State	T	7-7
Wichita State	T	7-7
Benedictine	L	6-7
Fort Hays State	W	21-0
Peru State	W	33-7
Rockhurst	W	33-0

144-69

1942: 1-6-0

Coach: Bob Rough

Kansas Wesleyan	L	0-6
Emporia State	L	0-12
Pittsburg State	L	0-19
Wichita State	L	0-42
Benedictine	L	6-34
Fort Hays State	W	21-13
Fort Riley*	L	0-13
Southwestern	L	0-22

*Not in overall record **27-148**

1943: 2-4-2

Coach: Bob Rough

Kansas	T	0-0
Kansas State	L	7-13
Pittsburg State	L	7-27
Kansas	L	0-13
Pittsburg State	L	0-39
Central Missouri	T	0-0
Kansas State	W	13-6
Doane	W	25-14


52-112

1944: 1-6-0

Coach: Dee Erickson

Northwest Missouri	L	0-7
Central Missouri	W	12-2
Kansas	L	0-47
Colorado College	L	0-67
Pittsburg State	L	6-26
Northwest Missouri	L	0-28
Drake	L	6-26

24-223



Les Williams (1986-90) is third on the all-time rushing charts for the Ichabods with 2,030 yards. He also holds the record for most yards by a senior with 947 in 1988. He is 11th on the Ichabods' total offense list with 2,030 yards.

ICHABOD ALL-TIME SCORES

1945: 3-1-0

Coach: Lew Lane

Central Missouri	W	25-0
Peru State	W	21-0
Fort Riley*	W	19-0
Olathe AF Base*	L	0-19
Wichita State	W	14-0
Kansas	L	0-34

*Not in overall record

60-34

1946: 6-2-1

Coach: Dick Godlove

Hastings	W	25-0
Augustana SD	W	7-0
Emporia State	W	20-12
Iowa Wesleyan	W	27-6
Pittsburg State	W	12-7
Benedictine	W	27-6
Wichita State	L	0-21
Fort Hays State	T	20-20
Southwestern	L	0-14

138-86

1947: 7-1-0

Coach: Dick Godlove

Peru State	W	12-6
Augustana SD	W	27-0
Emporia State	L	6-12
Pittsburg State	W	13-12
Benedictine	W	26-6
Nebraska-Omaha	W	21-6
Fort Hays State	W	47-14
Southwestern	W	7-0

159-56

1948: 3-5-1

Coach: Dick Godlove

Peru State	W	35-13
Northern Illinois	L	26-30
Emporia State	L	0-7
Washington	L	0-28
Pittsburg State	W	25-7
Benedictine	W	53-0
Nebraska-Omaha	L	19-20
Fort Hays State	T	6-6
Southwestern	L	13-14

177-125

1949 : 7-2-0

Central Intercollegiate Champions

Coach: Dick Godlove

Doane	W	31-13
Northern Illinois	L	27-40
Emporia State	L	14-19
Nebraska-Omaha	W	13-6
Pittsburg State	W	27-19
Benedictine	W	21-6
Rockhurst	W	60-0
Fort Hays State	W	35-13
Southwestern	W	21-20

249-136

1950: 3-4-1

Coach: Dick Godlove

Doane	L	0-7
Baker	W	20-7
Emporia State	L	19-27
Nebraska-Omaha	L	6-26
Pittsburg State	L	6-39
Benedictine	W	10-0
Fort Hays State	W	7-0
Southwestern	T	14-14

82-120

1951: 6-3-0

Coach: Dick Godlove

Doane	W	33-14
Colorado State	L	26-28
Emporia State	W	14-13
Nebraska-Omaha	W	16-7
Pittsburg State	L	0-23
Benedictine	L	13-33
Beloit	W	32-30
Fort Hays State	W	34-6
Southwestern	W	28-6

196-160

1952: 4-5-0

Coach: Dick Godlove

Peru State	L	20-43
Colorado College	W	22-19
Benedictine	L	6-7
Nebraska-Omaha	L	0-19
Pittsburg State	L	7-17
Benedictine	W	21-20
Beloit	L	6-24
Fort Hays State	W	20-14
Southwestern	W	41-0

143-163

1953: 7-1-0

Central Intercollegiate Champions

Coach: Dick Godlove

Colorado Mines	W	13-0
Emporia State	W	21-0
Nebraska-Omaha	W	14-6
Pittsburg State	W	36-13
Benedictine	W	26-0
Olathe Naval Base*	W	64-0
Fort Hays State	L	6-7
Southwestern	W	27-13
Southwest Missouri	W	27-7

*Not in overall record

170-46

1954: 6-2-0

Central Intercollegiate Champions

Coach: Dick Godlove

Colorado Mines	W	13-10
Nebraska-Omaha	L	6-27
Emporia State	W	14-6
Benedictine	W	13-6
Pittsburg State	W	13-12



Former Ichabod wide receiver Michael Dritlein (1992-95) played professionally for the Rhein Fire of the World Football League for two seasons.

Southwestern	W	41-6
Fort Hays State	L	6-27
Southwest Missouri	W	14-6

120-100

1955: 6-2-1

Coach: Dick Godlove

Colorado Mines	W	13-7
Eastern New Mexico	W	12-9
Nebraska-Omaha	W	19-13
Emporia State	W	26-6
Benedictine	W	27-19
Pittsburg State	L	7-12
Southwestern	W	33-7
Fort Hays State	W	27-7
Southwest Missouri	T	21-21

185-111

1956: 3-6-0

Coach: Dick Godlove

Colorado Mines	W	13-0
Eastern New Mexico	L	0-13
Nebraska-Omaha	L	13-14
Emporia State	W	34-6
Benedictine	L	13-14
Pittsburg State	L	0-27
Southwestern	W	14-12
Fort Hays State	W	32-19
Western Illinois	L	15-18

134-163

1957: 5-4-0

Coach: Dick Godlove

Western Illinois	W	13-6
Nebraska-Omaha	W	33-13
Eastern New Mexico	L	34-36
Emporia State	W	25-0
Benedictine	L	13-40
Pittsburg State	L	6-21
Southwestern	W	28-7
Colorado Mines	W	26-6
Fort Hays State	L	16-19

194-148

1958: 4-5-0

Coach: Dick Godlove

Truman	L	13-26
Nebraska-Omaha	W	19-6
Eastern New Mexico	W	26-0
Emporia State	L	6-27
Benedictine	L	2-33
Pittsburg State	L	7-13
Southwestern	W	27-0
Fort Hays State	W	19-6
Colorado Mines	L	12-13

131-124

1959: 3-6-0

Coach: Ralph Brown

Colorado College	L	12-13
Truman	L	0-6
Eastern New Mexico	L	13-31
Benedictine	L	0-31
Emporia State	L	13-24
Pittsburg State	L	6-26
Nebraska-Omaha	W	13-0
Fort Hays State	W	19-12
Colorado Mines	W	14-13

90-156

1960: 3-6-0

Coach: Ralph Brown

Colorado College	L	7-9
Truman	L	12-39
Eastern New Mexico	W	21-12
Central Missouri	L	14-35
Emporia State	L	6-7
Benedictine	L	14-37
Pittsburg State	L	6-27
Nebraska-Omaha	W	7-0
Fort Hays State	W	33-7

120-173

1961: 3-6-0 (1-4/5th - CIC)

Coach: Ralph Brown

S16 at Colorado College	W	18-14
S22 Truman	L	9-27
S29 Central Missouri	W	27-15
O7 Colorado Mines	W	20-6
O13 at Emporia State	L	10-26
O21 at Benedictine	L	14-25
O28 Pittsburg State	L	0-40
N4 at Nebraska-Omaha	L	10-27
N11 Fort Hays State*	L	7-14

*Forfeited later by FHSU

115-194

1962: 4-5-0 (2-3/4th - CIC)

Coach: Ellis Rainsberger

S15 Colorado College	W	20-14
S22 at Truman	L	0-39
S29 at Central Missouri	W	20-0
O6 at Colorado Mines	L	16-34
O13 Emporia State(HC)	W	7-6
O19 Benedictine	W	34-13
O27 at Pittsburg State	L	0-27
N2 Nebraska-Omaha	L	14-41
N10 at Fort Hays State	L	14-33

125-207

Nick Cummings (1992-94) is tenth on the all-time rushing list with 1,448 yards. He led the Ichabods in rushing each of his three seasons.



1963: 5-4-0 (2-2/3rd - CIC)

Coach: Ellis Rainsberger

S14 at Nebraska-Kearney	L	14-19
S21 Truman*	W	7-6
S28 Central Missouri*	W	34-0
O5 Colorado Mines	L	13-22
O12 at Emporia State	W	32-6
O19 at Southern Colorado	W	7-0
O26 Pittsburg State	L	20-21
N2 at Nebraska-Omaha	L	6-34
N9 Fort Hays State(HC)	W	46-0

*Forfeited later by WU **179-108**

1964: 8-1-0 (4-0/1st - CIC)

Central Intercollegiate Champions

Coach: Ellis Rainsberger

S19 Nebraska-Kearney	L	12-14
S26 at Central Missouri	W	31-0
O3 at Colorado Mines	W	16-0
O10 Southern Colorado	W	12-7
O17 at Fort Hays State	W	14-7
O24 Pittsburg State(HC)	W	17-7
O31 at Nebraska-Omaha	W	19-2
N7 at Peru State	W	42-0
N14 Emporia State	W	19-6

182-53

1965: 2-6-1 (1-3/4th - CIC)

Coach: Ed Linta

S18 at Nebraska-Kearney	L	14-40
S25 Central Missouri	T	7-7
O2 at Fresno State	L	0-54
O9 at Southern Colo.	L	14-45
O16 Fort Hays State(HC)	L	0-25
O23 at Pittsburg State	L	7-20
O30 Nebraska-Omaha	L	10-19
N6 Peru State	W	15-7
N13 at Emporia State	W	21-0

88-217

1966: 2-7-0 (1-3/4th - CIC)

Coach: Ed Linta

S10 at Emporia State	L	0-14
----------------------	---	------

S17 Nebraska-Kearney	L	6-21
S24 at Central Missouri	L	7-38
O1 at Southwest Missouri	L	6-21
O8 Southern Colorado	W	21-13
O15 at Fort Hays State	L	0-7
O22 Pittsburg State(HC)	L	20-24
O29 at Nebraska-Omaha	W	21-14
N12 Emporia State	L	6-12

87-164

1967: 0-9-0 (0-4/5th - CIC)

Coach: Bill Schaake

S16 at Nebraska-Kearney	L	6-55
S23 Central Missouri	L	0-14
S30 Southwest Missouri	L	7-30
O7 at Southern Colorado	L	0-20
O14 Fort Hays State	L	0-35
O21 at Pittsburg State	L	12-38
O28 Nebraska-Omaha(HC)	L	21-49
N4 Colorado State	L	0-27
N11 at Emporia State	L	7-34

53-302

1968: 2-7-0 (1-3/4th - CIC)

Coach: Bill Schaake

S14 at Nebraska-Kearney	W	26-20
S21 at Central Missouri	L	0-34
S28 Southern Colorado	L	7-10
O5 at St. Mary of the Plains	L	14-23
O12 at Fort Hays State	W	9-6
O19 Pittsburg State(HC)	L	0-14
O26 at Nebraska-Omaha	L	0-47
N2 at William Jewell	L	6-40
N9 Emporia State	L	19-47

81-241

1969: 5-5-0 (3-3 RMAC)

Coach: Harold Elliott

S13 Friends	W	27-6
S20 Central Missouri	L	0-17
S27 at Southern Colorado	L	20-21
O4 at Nebraska-Kearney	W	3-0

O11 Fort Hays State	W	27-6
O18 at Pittsburg State	W	19-17
O25 Nebraska-Omaha(HC)	W	24-21
N1 William Jewell	L	7-48
N8 at Emporia State	L	14-28
N15 at Northern Colorado	L	28-70

169-234

1970: 5-3-2 - RMAC

Coach: Harold Elliott

S11 Arkansas Tech	L	0-23
S19 St. Mary of the Plains	W	30-6
S26 Wayne State	W	21-14
O3 at William Jewell	W	27-6
O10 at Fort Hays State	L	8-27
O17 at Missouri Southern	T	21-21
O24 Missouri Valley	W	23-15
O31 Pittsburg State(HC)	L	7-13
N7 at Emporia State	W	34-21
N14 at Nebraska-Omaha	T	15-15

186-161

1971: 5-5-0 - RMAC

Coach: Bob Noblitt

S11 at Missouri Valley	W	28-6
S18 at St. Mary of the Plains	W	43-18
S25 at Wayne State	W	14-7
O2 at William Jewell	W	17-16
O9 Fort Hays State	W	34-10
O16 Missouri Southern	L	10-14
O23 at Southeast Missouri	L	13-20
O30 at Pittsburg State	L	0-27
N6 Emporia State	L	0-3
N13 Nebraska-Omaha	L	17-30

176-151

1972: 4-6-0 - GPAC

Coach: Bob Noblitt

S9 Missouri Valley*	W	26-7
S16 Missouri Western	W	58-3
S23 at William Jewell	W	10-0
S30 at Nebraska-Omaha	L	14-40

O7 Southern Colorado	L	0-13
O14 at Fort Hays State	W	31-29
O21 Missouri Southern	L	3-14
O28 at Northern Colorado	L	10-14
N4 Pittsburg State	L	7-21
N11 at Emporia State	L	7-41

*Later forfeited by WU **166-182**

1973: 3-6-1 - GPAC

Coach: Bob Noblitt

S8 at Missouri Valley	L	10-19
S15 at Missouri Western	T	13-13
S22 William Jewell	L	7-14
S29 Nebraska-Omaha	L	7-13
O6 at Southern Colorado	L	7-28
O13 Fort Hays State	W	19-14
O19 at Missouri Southern	W	9-3
O26 Northern Colorado	L	5-20
N3 at Pittsburg State	L	14-21
N10 at Emporia State	W	20-10

111-155

1974: 8-3-0 (3-2/3rd - GPAC)

Coach: Larry Elliott

S14 at William Jewell	W	21-13
S21 Missouri Western	W	37-0
S28 Missouri Valley	L	7-41
O5 at Emporia State	W	36-15
O12 at Benedictine	W	24-12
O19 Southern Colorado	W	19-14
O26 at Fort Hays State	W	14-7
N2 Missouri Southern	W	35-17
N9 at Northern Colorado	L	7-28
N16 Pittsburg State	L	14-15
N23 vs Millikin*	W	21-7

*Boot Hill Bowl **235-169**



The 1983 Ichabods topped Missouri Southern 24-10 in the final game of the year to win the CSIC championship. The 1983 team won the last football conference championship for the Ichabods. The team finished the season 6-1 in the CSIC and 8-2 overall.

ICHABOD ALL-TIME SCORES

1975: 5-5-0 (2-3/T4th - GPAC)

Coach: Larry Elliott

S13 William Jewell	W	36-7
S20 at Missouri Western	L	24-27
S27 at Missouri Valley	W	24-7
O4 Emporia State	W	42-13
O11 Benedictine	W	34-7
O18 at Southern Colorado	L	8-20
O25 Fort Hays State	W	27-8
N1 at Missouri Southern	L	9-21
N8 Northern Colorado	L	7-22
N15 at Pittsburg State	L	16-20
		227-152

1976: 6-4-0 (4-2/4th - CSIC)

Coach: Larry Elliott

S11 Missouri Valley	W	14-13
S18 Missouri Western	W	26-15
S25 at Harding	W	20-17
O2 Pittsburg State	W	28-16
O9 at Emporia State	W	21-0
O16 Nebraska-Kearney	L	9-36
O23 at Missouri Southern	L	21-35
O30 Fort Hays State	W	23-19
N6 at East Central	L	24-30
N27 vs Benedictine*	L	14-29
		200-210

*Boot Hill Bowl

1977: 6-3-1 (4-2-1/T3rd - CSIC)

Coach: Larry Elliott

S10 Langston	W	37-32
S17 Missouri Valley	W	25-16
S24 East Texas State	L	35-36
O1 Emporia State	W	40-12
O8 Missouri Southern	L	21-38
O15 Nebraska-Kearney	L	21-28
O22 Missouri Western	T	7-7
O29 Pittsburg State	W	28-21
N5 Wayne State	W	24-17
N12 Fort Hays State	W	30-22
		268-229

1978: 3-7-0 (4-6/T7th - CSIC)

Coach: Larry Elliott

S9 St. Mary of the Plains	W	79-3
S16 Missouri Valley	W	35-6
S23 at East Texas State	L	3-33
S30 at Emporia State	W	17-7
O7 at Missouri Southern	L	7-20
O14 Nebraska-Kearney	L	12-49
O21 Missouri Western(HC)	L	25-53
O28 Pittsburg State	L	14-27
N4 at Wayne State	L	6-7
N11 at Fort Hays State	L	10-17
		208-222

*Later forfeited by PSU

1979: 4-6-0 (2-5/7th - CSIC)

Coach: Gary Hampton

S8 at St. Mary of the Plains	W	42-0
S15 at Missouri Valley	L	13-18
S22 Baker	W	23-17
S29 Emporia State	L	11-17
O6 at Pittsburg State	L	12-46
O13 Wayne State	L	9-7
O20 Fort Hays State	L	6-20
O27 at Missouri Western	W	23-21
N3 at Nebraska-Kearney	L	7-28
N10 Missouri Southern	W	20-19
		163-193

1980: 2-8-0 (1-6/6th - CSIC)

Coach: Gary Hampton

S6 Benedictine	W	29-27
S13 at Arkansas Tech	L	20-41
S20 Missouri Valley	L	7-26
S27 at Emporia State	L	7-45
O4 Pittsburg State	W	38-36
O11 at Wayne State	L	18-24
O18 at Fort Hays State	L	17-28
O25 Missouri Western(HC)	L	14-45
N1 Nebraska-Kearney	L	7-14
N8 at Missouri Southern	L	9-35
		166-321

1981: 3-7-0 (3-4/T4th - CSIC)

Coach: Glenn Jagodzinske

S5 at Benedictine	L	7-10
S12 Arkansas Tech	L	27-48
S19 at Missouri Valley	W	12-9
O3 Missouri Southern	L	0-12
O10 Emporia State	W	17-10
O17 at Pittsburg State	L	12-35
O24 Wayne State	W	10-6
O31 Fort Hays State	L	0-7
N7 at Missouri Western	L	0-52
N14 at Nebraska-Kearney	L	7-26
		92-215

1982: 1-9-0 (1-6/6th - CSIC)

Coach: Glenn Jagodzinske

S11 at Morningside	L	3-14
S18 Benedictine	L	10-24
S25 Missouri Valley	L	6-14
O2 Missouri Southern	L	0-20
O9 Emporia State	L	13-20
O16 at Pittsburg State	L	14-38
O23 Wayne State	W	19-13
O30 Fort Hays State	L	7-34
N6 at Missouri Western	L	21-37
N13 at Nebraska-Kearney	L	3-34
		96-248

1983: 8-2-0 (6-1/1st - CSIC)

Central States Champions

Coach: George Tardiff

S10 Morningside	W	17-7
S17 at Benedictine	W	35-28
S24 at Missouri Valley	L	20-21
O1 Emporia State	W	41-7
O8 at Pittsburg State	L	21-29
O15 Wayne State	W	13-6
O22 Fort Hays State	W	24-3
O29 at Missouri Western	W	24-21
N5 at Nebraska-Kearney	W	7-0
N12 Missouri Southern	W	24-10
		226-132

1984: 2-8-0 (2-5/T6th - CSIC)

Coaches: George Tardiff (0-5)

Larry Elliott (2-3)

S8 at Northwest Missouri	L	0-47
S15 Mississippi Valley	L	15-77
S22 Missouri Valley	L	14-37
S29 at Emporia State	L	0-14
O6 Pittsburg State	L	20-21
O13 at Wayne State	L	7-27
O20 at Fort Hays State	W	26-14
O27 Missouri Western	L	21-37
N3 Nebraska-Kearney	L	0-30

N10 at Missouri Southern	W	31-29
		134-333

1985: 4-7-0 (2-5/7th - CSIC)

Coach: Larry Elliott

S7 Northwest Missouri	W	38-24
S14 Morningside	L	17-47
S21 at Central Missouri	W	31-3
S28 Missouri Southern	W	19-6
O5 Emporia State	W	25-18
O12 at Pittsburg State	L	18-35
O19 Wayne State	L	17-18
O26 Fort Hays State	L	0-30
N2 at Missouri Western	L	10-13
N9 at Nebraska-Kearney	L	16-21
N16 at Sam Houston St.	L	7-51
		198-266

1986: 8-3-0 (5-2/T2nd - CSIC)

Coach: Larry Elliott

S6 at South Dakota	W	16-14
S13 Northwest Missouri	W	38-24
S20 Central Missouri	W	37-14
S27 at Missouri Southern	W	25-7
O4 at Emporia State	L	16-22
O11 Pittsburg State	L	7-21
O18 at Wayne State	W	31-6
O25 at Fort Hays State	W	40-35
N1 Missouri Western	W	21-14
N8 Nebraska-Kearney	W	24-3
N15 at Pittsburg State*	L	24-58
N29 at Mexican All-Stars^	W	27-8
		279-218

*NAIA postseason game

^Aztec Bowl

1987: 6-5-0 (5-2/2nd - CSIC)

Coach: Larry Elliott

S5 at South Dakota	L	7-17
S12 at Northwest Missouri	L	27-29
S19 Central Missouri	L	17-26
S26 Northeastern State*	W	23-21
O3 at Missouri Western*	W	31-6
O10 Nebraska-Kearney*	W	28-0
O17 at Wayne State*	W	29-25
O24 Missouri Southern	L	14-32
O31 at Pittsburg State	L	0-44
N7 Fort Hays State*	W	49-12
N14 at Emporia State*	W	28-21
		253-233

*Later forfeited by WU

1988: 7-4-0 (5-2/T2nd - CSIC)

Coach: Larry Elliott

S10 Northwest Missouri	W	33-12
S17 at Central Missouri	W	28-27
S24 at Northeastern St.	L	30-35
O1 Missouri Western	W	17-10
O8 at Nebraska-Kearney	W	29-12
O15 Wayne State	W	49-3
O22 at Missouri Southern	W	35-23
O29 Pittsburg State	L	14-23
N5 at Fort Hays State	L	14-22
N12 Emporia State	W	59-46
N19 at Ark.-Monticello*	L	13-20
		291-233

*NAIA postseason game

1989: 3-7-0 (3-7/9th - MIAA)

Coach: Larry Elliott

S2 Missouri-Rolla	L	7-20
S9 at Central Missouri	L	7-29
S16 Truman*	W	21-3
S23 at Missouri Southern	L	6-21
S30 Lincoln	W	9-0
O14 at Southeast Missouri	L	14-17
O21 Northwest Missouri	L	21-34
O28 at Pittsburg State	L	0-61
N4 at Southwest Baptist	L	19-34
N11 Missouri Western*	W	28-21
		132-240

*Later forfeited by WU



Washburn's Marc Nardella (1996-99) is the Ichabods' third all-time leader in receptions with 199 including the third highest single season mark of 64 his junior season. His 2,080 receiving yards ranks third on the career list. His 1,136 yards in 1998 is the second highest by an Ichabod and the fifth highest in MIAA history.

1990: 4-6-0 (4-5/T5th - MIAA)

Coach: Dennis Caryl

S1	at Missouri-Rolla	W	13-7
S8	Central Missouri	L	7-24
S15	Truman	L	17-44
S22	at Missouri Southern	L	3-30
S29	at Southwest Missouri	L	3-38
O13	Southeast Missouri(HC)	L	7-35
O20	at Northwest Missouri	W	14-0
O27	Pittsburg State	L	0-17
N3	Southwest Baptist	W	24-9
N10	at Missouri Western	W	21-10

112-214

1991: 1-10-0 (1-8/10th - MIAA)

Coach: Dennis Caryl

S7	at Western Illinois	L	3-42
S14	at Tennessee-Martin	L	7-28
S21	Truman	L	7-14
S28	at Northwest Missouri	L	3-29
O5	Missouri Southern	L	6-31
O12	at Emporia State	L	18-49
O19	at Central Missouri	L	0-21
O26	Missouri-Rolla	L	13-28
N2	at Southwest Baptist	W	14-6
N9	Pittsburg State	L	0-21
N16	at Missouri Western	L	23-35

94-304

1992: 2-8-0 (2-7/8th - MIAA)

Coach: Dennis Caryl

S12	at Southwest Missouri	L	15-66
S19	at Truman	L	8-42
S26	Northwest Missouri	L	21-22
O3	at Missouri Southern	L	14-44
O10	Emporia State	L	18-25
O17	Central Missouri(HC)	W	13-10
O24	at Missouri-Rolla	L	21-26
O31	Southwest Baptist	W	21-17
N7	at Pittsburg State	L	29-48
N14	Missouri Western	L	17-41

177-341

1993: 0-10-0 (0-9/10th - MIAA)

**Coaches: Dennis Caryl (0-8)
Andy Williams (0-2)**

S11	at Southern Illinois	L	14-46
S18	Missouri-Rolla	L	14-38
S25	at Central Missouri	L	19-41
O2	Pittsburg State	L	18-55
O9	at Northwest Missouri	L	36-61
O16	Truman(HC)	L	0-34
O23	at Missouri Western	L	10-41
O30	Missouri Southern	L	21-36
N6	at Emporia State	L	19-37
N13	at Southwest Baptist	L	20-25

171-414

1994: 2-8-0 (2-7/8th - MIAA)

Coach: Tony DeMeo

S10	at Illinois State	L	16-47
S17	at Missouri-Rolla	L	0-19
S24	Central Missouri	L	10-43
O1	at Pittsburg State	L	13-62
O8	Northwest Missouri	W	48-14
O15	at Truman	L	31-50
O22	Missouri Western(HC)	L	28-60
O29	at Missouri Southern	L	16-38
N5	Emporia State	L	7-43
N12	Southwest Baptist	W	31-14

200-390

1995: 4-6-0 (3-6/T7th - MIAA)

Coach: Tony DeMeo

S9	McPherson	W	61-0
S16	at Missouri Western	L	6-17
S23	Truman	L	17-41
S30	at Emporia State	L	24-25
O7	at Central Missouri	W	37-21
O14	Missouri-Rolla(HC)	W	21-10
O21	at Southwest Baptist	W	37-20
O28	Pittsburg State	L	7-31
N4	at Northwest Missouri	L	21-42

N11	Missouri Southern	L	0-25
231-232			

1996: 4-6-0 (4-5/7th - MIAA)

Coach: Tony DeMeo

S14	at Fort Hays State	L	6-21
S21	Missouri Western	W	21-7
S28	at Truman	L	21-38
O5	Emporia State	L	35-40
O12	Central Missouri(HC)	W	23-7
O19	at Missouri-Rolla	W	45-0
O26	Southwest Baptist	W	24-20
N2	at Pittsburg State	L	14-43
N9	Northwest Missouri	L	14-33
N16	at Missouri Southern	L	31-32

234-241

1997: 3-8-0 (2-7/8th - MIAA)

Coach: Tony DeMeo

S6	Augustana SD	L	17-20
S13	Fort Hays State	W	31-14
S20	at Southwest Baptist	W	25-7
S27	Missouri-Rolla	W	27-13
O4	at Northwest Missouri	L	14-17
O11	Truman(HC)	L	7-37
O18	at Missouri Western	L	12-13
O23	Missouri Southern	L	14-17
O30	at Emporia State	L	35-64
N8	at Central Missouri	L	14-20
N15	Pittsburg State	L	11-40

207-263

1998: 4-7-0 (3-6/T6th - MIAA)

Coach: Tony DeMeo

S5	Wisconsin-River Falls	W	9-6
S12	at Fort Hays State	L	12-24
S19	Southwest Baptist	LOT	20-26
S26	at Missouri-Rolla	W	24-7
O3	Northwest Missouri	L	31-38
O10	at Truman	L	28-38
O17	Missouri Western(HC)	W	35-27
O24	at Missouri Southern	W	49-37
O29	Emporia State	L	27-35
N7	Central Missouri	L	0-37
N14	at Pittsburg State	L	12-72

247-347

1999: 6-5-0 (4-5/T5th - MIAA)

Coach: Tony DeMeo

S4	at Wis-LaCrosse	W	24-21
S11	Fort Hays State	W	17-14
S18	Missouri Southern	W	35-28
S25	at Missouri Western	L	10-35
S30	Central Missouri	L	18-32
O9	Missouri-Rolla(HC)	W	53-18
O14	at Southwest Baptist	W	36-0
O23	Pittsburg State	L	8-27
O30	at Northwest Missouri	L	10-35
N6	Truman	W	52-18
N13	at Emporia State	L	20-45

283-280

2000: 5-6-0 (3-6/6th - MIAA)

Coach: Tony DeMeo

S2	Wis-LaCrosse	W	26-6
S9	Lincoln	W	63-21
S16	at Missouri Southern	W	24-22
S23	Missouri Western	L	13-23
S30	at Central Missouri	L	17-28
O7	at Missouri-Rolla	W	34-14
O14	Southwest Baptist(HC)	W	58-21
O21	at Pittsburg State	L	28-31
O28	Northwest Missouri	L	21-63
N4	at Truman	L	42-45
N11	Emporia State	L	21-35

347-309

2001: 3-8-0 (2-7/9th - MIAA)

Coach: Tony DeMeo

S1	at Wis-LaCrosse	L	18-37
S8	Lincoln	W	31-20
S15	at Pittsburg State	L	21-51
S22	Missouri Southern	W	29-28
S29	at Northwest Missouri	L	17-52
O6	Truman(HC)	L	26-27
O11	Central Missouri	L	34-58
O20	at Missouri Western	L	6-27
O27	at Emporia State	L	19-38
N3	Missouri-Rolla	W	42-14
N10	Southwest Baptist	L	20-48

263-400

2002: 3-8-0 (3-6/7th - MIAA)

Coach: Craig Schurig

S7	Wis-LaCrosse	L	17-31
S14	at Fort Hays State	L	29-37
S21	Pittsburg State	L	14-47
S28	at Missouri Southern	L	28-52
O5	Northwest Missouri	L	13-48
O12	at Truman	W	26-21
O19	at Central Missouri	L	21-55
O26	Missouri Western(HC)	L2OT	28-34
N2	Emporia State	W	34-21
N9	at Missouri-Rolla	W	49-0
N16	at Southwest Baptist	L	20-26

279-372

Ichabod Future Schedule 2004 - 2012

2004

S18	Emporia State
S25	at Truman State
O2	Northwest Missouri
O9	at Pittsburg State
O16	Southwest Baptist
O23	at Missouri-Rolla(HC)
O30	at Central Missouri
N6	Missouri Western
N13	at Missouri Southern

2009

S19	Missouri Southern
S26	at Missouri Western
O3	Central Missouri
O10	Missouri-Rolla
O17	at Southwest Baptist
O24	Pittsburg State
O31	at Northwest Missouri
N7	Truman State
N14	at Emporia State

2005

S17	Central Missouri
S24	Missouri-Rolla
O1	at Southwest Baptist
O8	Pittsburg State
O15	at Northwest Missouri
O22	Truman State
O29	at Emporia State
N5	Missouri Southern
N12	at Missouri Western

2010

S18	at Missouri Southern
S25	Missouri Western
O2	at Central Missouri
O9	at Missouri-Rolla
O16	Southwest Baptist
O23	at Pittsburg State
O30	Northwest Missouri
N6	at Truman State
N13	Emporia State

2006

S16	at Central Missouri
S23	at Missouri-Rolla
O1	Southwest Baptist
O8	at Pittsburg State
O15	Northwest Missouri
O22	at Truman State
O29	Emporia State
N5	at Missouri Southern
N12	Missouri Western

2011

S17	at Southwest Baptist
S24	Pittsburg State
O1	at Northwest Missouri
O8	Truman State
O15	at Emporia State
O22	Missouri Southern
O29	at Missouri Western
N5	Central Missouri
N12	Missouri-Rolla

2007

S15	Missouri-Rolla
S22	Central Missouri
S29	at Missouri Western
O6	Missouri Southern
O13	at Emporia State
O20	Truman State
O27	at Northwest Missouri
N3	Pittsburg State
N10	at Southwest Baptist

2012

S15	Southwest Baptist
S22	at Pittsburg State
S29	Northwest Missouri
O6	at Truman State
O13	Emporia State
O20	at Missouri Southern
O27	Missouri Western
N3	at Central Missouri
N10	at Missouri-Rolla

2008

S20	at Missouri-Rolla
S27	at Central Missouri
O4	Missouri Western
O11	at Missouri Southern
O18	Emporia State
O25	at Truman State
N1	Northwest Missouri
N8	at Pittsburg State
N15	Southwest Baptist



MIAA SCHOOLS WU Record

Central Missouri State University	15-17-2
Emporia (Kan.) State University	43-50-6
Missouri Southern State College	12-20-1
Missouri Western State College	12-17-2
University of Missouri-Rolla	9-5-0
Northwest Missouri State University	5-16-0
Pittsburg State (Kan.) University	18-56-1
Southwest Baptist (Mo.) University	9-5-0
Truman (Mo.) State University	4-16-0

KANSAS SCHOOLS WU Record

Baker University	14-9-3
Beloit College	1-1-0
Benedictine College	16-14-0
Bethany College	2-1-0
Emporia, College of	14-15-3
Fort Hays State University	33-24-3
Friends University	3-1-0
Haskell College	10-9-1
University of Kansas	6-27-4
Kansas State University	12-18-2
Kansas Wesleyan College	2-4-0
McPherson College	3-1-0
Ottawa University	12-6-5
St. Mary of the Plains	4-1-0
St. Mary's College	14-8-0
Southwestern College	15-5-1
Wichita State University	11-16-1

FOUR-YEAR SCHOOLS WU Record

University of Arkansas-Monticello	0-1-0
Arkansas Tech University	0-3-0
Augustana (SD) College	2-1-0
Campbell (NC) College	1-0-0
Colorado (Boulder) University	0-1-1
Colorado College	6-5-1
Colorado School of Mines	7-4-0
Colorado State University	0-3-0
Cooper College	2-2-0
Creighton (Neb.) University	1-2-0
University of Denver (Colo.)	2-1-0
Denver Area College	1-3-0
Doane (Neb.) College	5-1-0
Drake (Iowa) University	0-6-0
Drury (Mo.) College	0-1-0
East Central (Okla.) University	0-1-0
Eastern New Mexico University	2-4-0
Fresno (Calif.) State University	1-2-0
Gonzaga (Wash.) University	0-2-0
Grinnell (Iowa) College	4-2-0
Harding (Ark.) University	1-0-0
Hastings (Neb.) College	1-0-0
Illinois State University	0-1-0
Iowa Wesleyan College	1-0-0

Langston (Okla.) University 1-0-0

Lincoln (Mo.) University	3-0-0
Midland Lutheran (Neb.) College	7-0-0
Millikin (Ill.) University	1-0-0
Mississippi Valley State University	0-1-0
University of Missouri-Columbia	2-1-0
Missouri Valley College	8-7-0
Missouri Wesleyan College	1-0-0
Morningside (Iowa) College	1-2-0
University of Nebraska-Kearney	6-14-0
University of Nebraska-Lincoln	0-4-0
University of Nebraska-Omaha	13-14-1
Northeastern (Okla.) State University	1-1-0
Northern Colorado, University of	0-4-0
Northern Illinois University	0-2-0
University of Oklahoma-Norman	2-2-2
Oklahoma State University	1-6-0
Peru (Neb.) State College	6-1-0
Regis (Colo.) College	0-1-0
Rockhurst (Mo.) College	3-0-0
Saint Mary's (Texas) College	1-1-0
Sam Houston (Texas) State University	0-1-0
University of South Dakota	1-1-0
Southeast Missouri State University	0-3-0
University of Southern Colorado	4-7-0
Southern Illinois University, Carbondale	0-1-0
Southwest Missouri State University	2-4-1
Tarkio (Mo.) College	1-0-0
University of Tennessee-Martin	0-1-0
University of Texas A&M-Commerce	0-2-0
University of Tulsa (Okla.)	0-6-0
United States Military Academy	0-1-0
Washington (Mo.) University	1-2-0
Wayne (Neb.) State University	9-5-0
Western Illinois University	1-2-0
Westminster (Utah) College	0-1-0
William Jewell (Mo.) College	7-5-0
University of Wisconsin-La Crosse	2-2-0
University of Wisconsin-River Falls	1-0-0

CLUBS/OTHERS WU Record

Denver Wheel Club	1-1-0
Fort Leavenworth	1-0-0
Fort Riley	2-0-1
Haskell Indian Nations	10-9-1
Highland Park	1-0-0
Kansas City Independents	1-0-0
Kansas City Medics	0-0-0
Kansas City YMCA	1-0-0
Kansas Medics	1-0-0
Lincoln Medics	1-0-0
St. Joseph Medics	1-0-0
Topeka High	7-0-0
Topeka Independents	2-0-0

2003 Opponents in Bold